

Web Services Guide

Version: 3.0
05 February 2021

Global Processing Services
Beaufort House, 11th Floor, 15 St Botolph Street, EC3A 7BB, London
Support Email: ops24@globalprocessing.com
Support Phone: +442037409682

Publication number: WSG-3.0-2/5/2021

Copyright

(c) 2021. Global Processing Services All Rights Reserved.

The material contained in this guide is copyrighted and owned by Global Processing Services Ltd together with any other intellectual property in such material. Except for personal and non-commercial use, no part of this guide may be copied, republished, performed in public, broadcast, uploaded, transmitted, distributed, modified or dealt with in any manner at all, without the prior written permission of Global Processing Services Ltd., and, then, only in such a way that the source and intellectual property rights are acknowledged.

To the maximum extent permitted by law, Global Processing Services Ltd shall not be liable to any person or organisation, in any manner whatsoever from the use, construction or interpretation of, or the reliance upon, all or any of the information or materials contained in this guide.

The information in these materials is subject to change without notice and Global Processing Services Ltd. assumes no responsibility for any errors.

Overview

The GPS web service is based on SOAP Version 1.1.

SOAP (Simple Object Access Protocol) is a messaging protocol for exchanging structured information in the implementation of web services. It uses Extensible Markup Language (XML) for its message format and relies on application layer protocols such as HTTP for message negotiation and transmission. SOAP allows developers to invoke processes running on disparate operating systems (such as Windows, macOS, and Linux) to authenticate, authorise and communicate using XML.

The figure below describes how the web services API is used to integrate external systems to GPS.

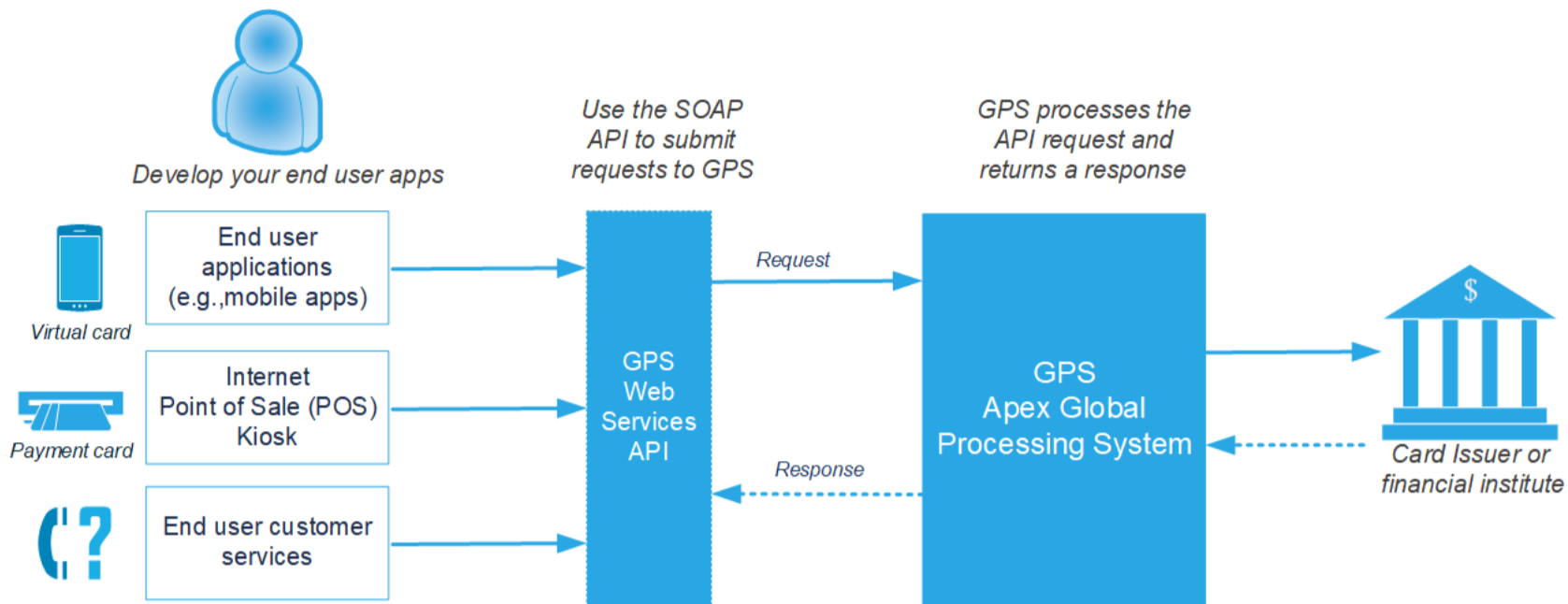


Figure: API Architecture Overview

About this Guide

This guide is intended as a reference guide, to provide information on the available GPS web services and fields in each web service.

Target audience

This guide is aimed at developers who need to integrate their applications to GPS, using our SOAP-based web services. You should know how to implement SOAP-based calls and handle the response.

What's changed?

If you want to find out what's changed since the previous release, see the [Document History](#) section.

How to use this Guide

Before you start:

- Make sure you have read the [Integration Steps](#) section and understand what information and system access you will need to be able to use the web service sandbox and test environments.
- Read the [Use Case Scenarios](#) section, which explains how to implement the most common user scenarios and provides recommendations as to which web services to use.
- Make sure you can connect to the GPS web service, by implementing a simple call, as explained in [Using the API](#).

If you are an experienced user and don't want to read through the Getting Started sections, you can go directly to the [Web Services API](#) section.

Implementing web service calls

- When implementing a web service request, you must at a minimum include the mandatory request fields and handle the fields that are mandatory in the response.
- Where a field requires you to submit a code value or returns a code value, the guide provides links to the relevant appendix for details. If in doubt as to which code to include in your request, you should use the default or recommended value.
- Do not change the default `xmlns` attributes (XML namespaces) in the SOAP request.
- Don't use spaces in xml tags.
- Please pay particular attention to XML tag name spelling and capitalisation. Different web services may sometimes adopt different case and naming conventions. If in doubt, always refer to the GPS-provided SOAP WSDL. See [Using the API](#).

Conventions used in this Guide

When reading the tables in this guide, note the following information is provided for each XML field:

Element	Description
Tag	The XML tag name. Please pay particular attention to the capitalisation and spelling. Where a tag name is used within text, this is formatted as in the following example: <code><ActionCode></code>
Type	The type of field value supported. Options include: N = number AN = alpha-numeric YYYY-MM-DD = date format: Year-Month-Date HHMMSS = time format: Hour-Minute-Second D = decimal B = boolean
Minimum / Maximum Length	The allowed minimum and maximum field length. If in doubt, refer to the WSDL or examples provided in the guide.
Request / Response	The status of the field in the request and response. Options are: Mandatory = must be included in the request and will be in the response Conditional = this field is mandatory under specified conditions. Refer to the description for details. Optional = can be included. May be in the response. Omit = you should omit this field. Will not be in the response


Other Documentation

Refer to the table below for a list of other relevant documents that should be used together with this guide.

Document	Description
EHI Guide	Provides details of the GPS External Host Interface (EHI).
Smart Client Guide	Describes how to use the GPS Smart Client to manage your account.
XML File Specifications	Describes the fields in the XML file sent to the card manufacturers when implementing a create card request.
GPS Card Generation Interface specification	Provides detailed specifications for card manufacturers on GPS card creation.
3D Secure FAQ document	Describes the GPS 3D Secure service.
GPS Protect Guide	Describes the GPS fraud protection service.

Integration Steps

To integrate using the web services API, we suggest you complete the following steps in the order outlined below.



Step 1: Start the On-boarding Process

We recommend you start the on-boarding process as soon as possible, as this may take several weeks due to dependencies on external parties, such as the Card Schemes.

For project scoping and scheduling information, please refer to your GPS Implementation Manager and to the following GPS documentation: Project Initiation Document (PID), Project Scoping Document (PSD) and Project Requirements Document (PRD).

On-boarding steps:

1. Make sure you have completed your Product Setup Form (PSF), to enable us to configure your programme-specific GPS setup.
2. Enable us to exchange security keys between GPS and your card manufacturer, so that we can generate the PAN stock in our systems, which is required to create physical cards.
3. When ready to go live with your service, check that your GPS contracts are signed and payments are up to date.

Step 2: Set up on the Test Environment

Access to the GPS generic test product

GPS will provide you with access to a generic GPS test product setup (referred to as dummy UAT or dummy setup), shared by all of our clients, where you can start exploring the web services. The test product setup provides a restricted set of card functionality, which enables you to perform basic actions such as: create and load cards, manage PINs, change card status and change card velocity groups.

Access to your own dedicated setup

GPS configures your dedicated programme on the test environment (ITS-GPS), with unique credentials, based on the details agreed in your Product Setup Form (PSF). At this stage transactions are managed within the test environment and not via the card scheme network.

Test environment setup steps:

1. Ensure you have secure access to all the required GPS systems:
 - Provide GPS with a list of IP addresses allowed to use the web services.
 - Some clients may require VPN access to GPS in order to use the web services.
2. Ensure you have the required user credentials and codes needed to submit web service requests:
 - You need a *username* and *password*, which must be included in the authorisation header of your SOAP request. Your Implementation Manager will provide you with your credentials.
 - You will need an Issuer Code, supplied by GPS. This must be included in the body of your SOAP request.

Test your Integration:

1. Decide which web services you need. This depends on the GPS External Host Interface (EHI) mode you are using. For example:
 - If you are set up for EHI mode 1 and 4 you mainly use the web services related to card creation, card management and authorisation.
 - If you are set up for EHI modes 2 and 3, you may need to use other web services for updating the balance on the card.
2. Test your EHI integration. For more information, refer to the *EHI Specifications*.
3. Submit test web services transactions to the GPS test system. See [Using the API](#). View the results and fix any errors.

Note: We recommend you start with a simple check of the status of the web service to make sure you can connect, using [Ws_Check](#). See [Check Service Availability](#).

4. When you are satisfied you understand how the web service API works, build your front-end user application with the SOAP API functionality included.

CHIP Profile and White Test Plastics

Create test card tokens and generate white test plastics. These are generic, non-branded cards with test keys on the card. Your Implementation Manager will work with your card manufacturer to produce test cards:

- GPS generates a card file for any test cards that have been created and manually sends to the card manufacturer.
- The card manufacturer produces white test plastics in line with the agreed project plan. Test cards are sent to the relevant parties (e.g. the Program Manager and Visa or Mastercard).
- Testing is undertaken in line with the agreed scope.

Step 3: Set up on Production

Once all production readiness activities are complete, GPS provides you with production credentials and generates a limited number of PAN stock, as approved by your card issuer.

Production testing steps:

Additional end-to-end transaction testing is required at this stage. In particular:

- Create card tokens for automated card production.
- GPS will send a file to the card manufacturer via sFTP. The card manufacturer generates live physical cards and despatches to the relevant parties for testing (GPS, Programme Manager and Card Schemes).
- GPS can provide you with a test script to run tests that cover aspects you should test, such as:
 - Test traffic through the BIN tables.
 - Test the card chip profile is working in line with how it has been configured (for example, if the card is enabled to draw out money at ATMs and charges a fee for ATM withdrawals, check this works as expected).
 - Test to ensure usage groups and velocity limits set up for your products work as expected and return the expected results.
- Make sure you understand any messages returned from the card schemes and card issuers and know how to handle.
- Test the end-to-end customer experience and confirm that the card and account are operating as expected.

Step 4: Go Live

GPS pavement testing approval is required in addition to any Issuer sign-off before we can switch your account to *Active*.

Use Case Scenarios

This section provides examples of common scenarios using the GPS web services.

- [Creating a Card](#)
- [Using Tokens](#)
- [Loading a Card](#)
- [Running Card Enquiries](#)
- [Managing Cards](#)
- [Registering a Cardholder for 3D Secure](#)
- [Creating a Card with Agency Banking Features](#)
- [Using MFX Wallets](#)

Creating a Card

GPS provides web services to create a card, which can be either a physical or a virtual card. For a virtual card, GPS may hold the card image or you can manage the image on your side; for a physical card some extra steps are involved in generating an XML file, which is sent to the GPS Card Manufacturer for printing and sending to your customer. See the figure below.

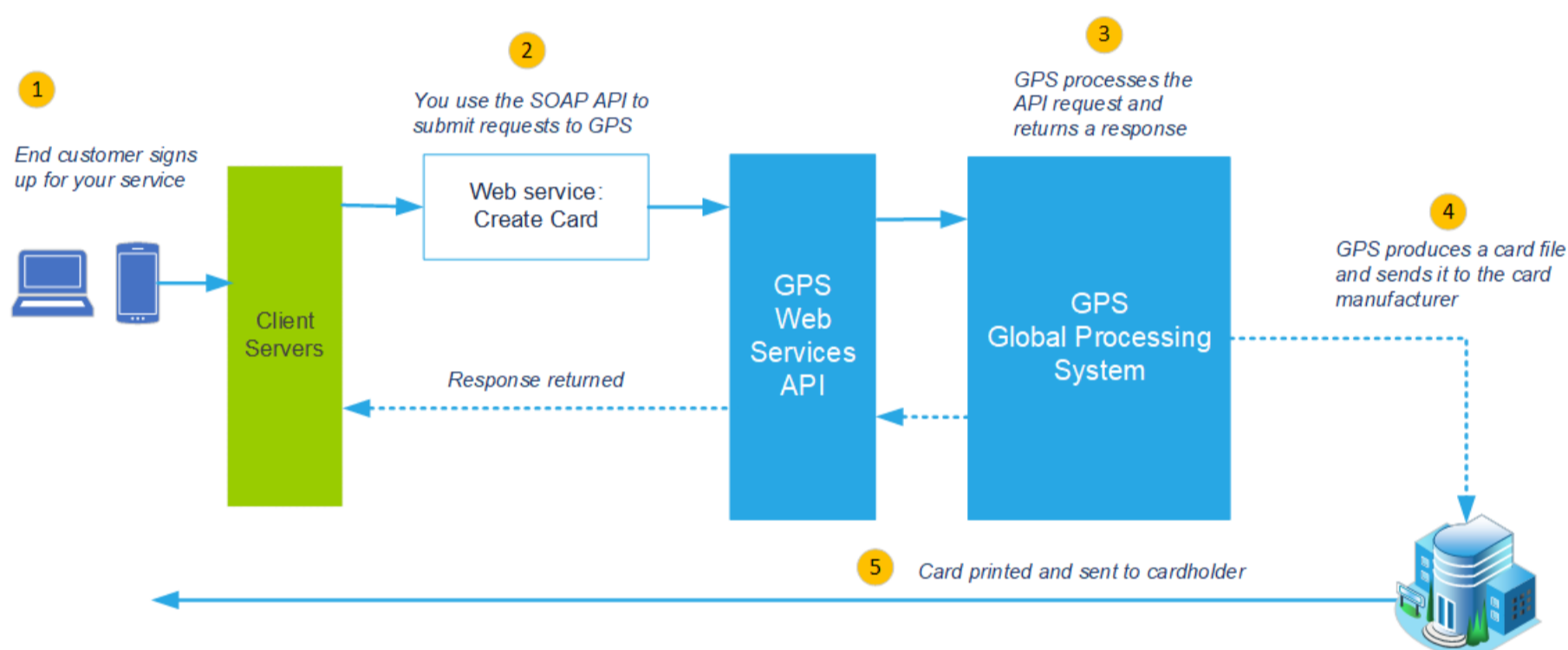


Figure: Using the Card Create web service

Recommended API

The API to use to create a card depends on the requirements of your application. We recommend the following:

- To create a card, use the [Card Create API: ws_CreateCard](#). The card can be issued in a state of active or inactive:
 - If issued as inactive, it must be activated using the [Card Activate API: ws_Activate](#). This scenario is typical for customers who sign up for a physical card via the Internet or their mobile App.
 - If issued as active, the card can be used immediately. This scenario is typical for customers who sign up for a card via a point of sale outlet or for certain types of prepaid cards which you want your customer to be able to immediately use.
- To activate a card and load an initial balance, use the [Card Activate and Load API: ws_Activate_Load](#).
- You can use [Ws_Banking_CreateCustomer](#) to [Register a Customer](#) prior to creating a card or bank account. This is required for some Agency Banking integrations.

What to look out for:

- Card status: check to confirm the card status.
- Change the status to active if required, so that a customer can start using it. You can use the [Card Activate API: Ws_Activate](#). Alternatively, if you provide your customers with a phone activation service, you can use the [Phone Activation API: Ws_Phone_Activation](#).

- If a card is reported as lost or stolen, or you need to temporarily block the card, you can change the status of the card using the [Card Change Status API: Ws_StatusChange](#). If the card is temporarily frozen, for example, it has been reported as lost and is later found, you can reactivate it using the [Card Change Status API: Ws_StatusChange](#).
- If you deactivate a card that has been reported as destroyed or stolen, for security reasons it is not possible to reactivate. You will need to issue a new card.
- Card manufacturer fields: please check with your card manufacturer for details of the fields they are expecting. For details of supported manufacturers, see [Card Manufacturers](#).
- Address fields: make sure you populate any address fields which may be used for AWS checks.

Using Tokens

Tokens enable you to use GPS web services without needing to store or supply the full 16-digit card primary account number (PAN). When creating a card, GPS always returns the `<publicToken>` linked to the physical or virtual card. When making a web service request, instead of supplying the PAN, you can include the card's `<publicToken>`, together with other mandatory information.

GPS generates two types of tokens:

- 9-digit unique random token, linked to the PAN.
- 16-digit, formed from the 3-digit identifier, plus the 9-digit token, plus the last 4 digits of the PAN.

Example:

PAN = 6752993874229367

9 digit token = 734602981

16-digit token = 712+734602981+9367 = 7127346029819367

GPS web services can receive the 9 digit public token in the request and return it in the response. Some web services may respond with the 16-digit public token. This guide will clarify when this is the case.

Using Tokens on Mobile Devices

You can use the Mastercard Digital Enablement Service (MDES) or Visa Token Service (VTS) to manage the tokens linked to a mobile device that has been bound to a card. This is a separate Mastercard or Visa `<PaymentTokenId>` linked to the digital PAN (DPAN), and should not be confused with the GPS `<PublicToken>` linked to the card.

You can use the following web services to manage your mobile device tokens:

- [Token Device Management](#): [WS_Token_Device_Management](#)
- [Payment Token Get](#): [Ws_Payment_Token_Get](#)
- [Payment Token Status Change](#): [Ws_Payment_Token_StatusChange](#)

Loading a Card

The load card web services enable you to load funds onto a card. Your EHI mode determines whether GPS holds the card balance or you hold the balance on the card. See the example below for a client with EHI mode 2 or 3, where GPS holds the balance.

Card Load: EHI Mode 2 and 3

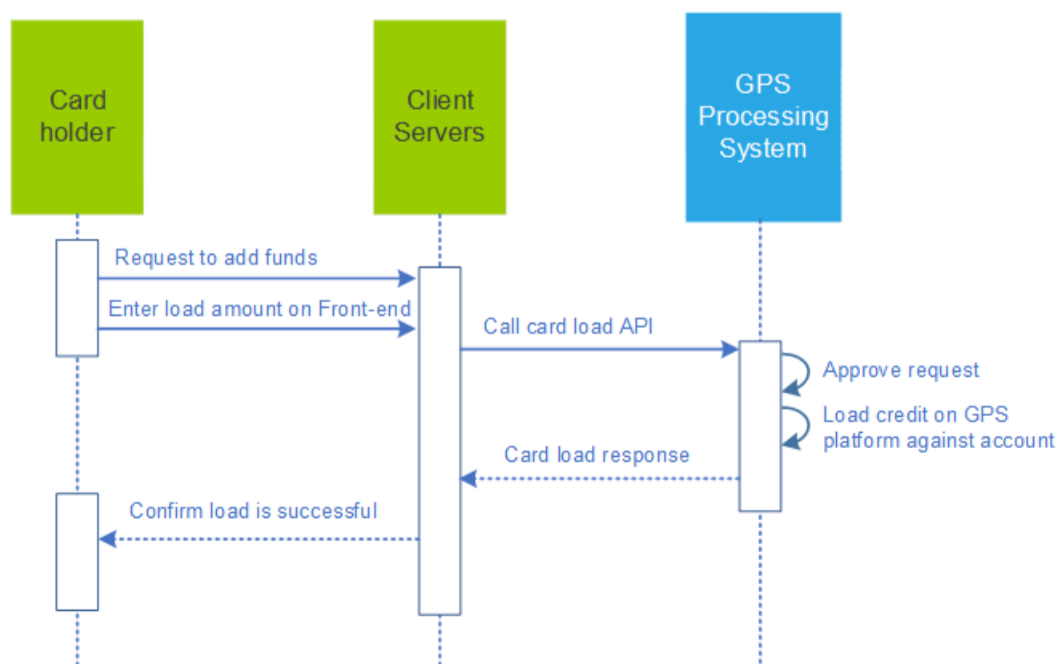


Figure: Using the Card Load web service

When using the API, you can specify the amount to load, the load source, and other load details.

Recommended API

The API to use to load a card depends on the requirements of your application. We recommend the following:

- To load a card without activation, use [Card Load](#): [Ws_Load](#)
- To load and activate a card at the same time, use [Card Activate and Load](#): [Ws_Activate_Load](#)
- To unload a card (debit a specified amount or the full balance), use [Card Unload](#): [Ws_UnLoad](#)
- To unload a card and change the card status to inactive (e.g., customer closing an account), use [Card Unload and Change Status](#): [Ws_UnLoad_StatusChange](#)

What to look out for:

- Check card status: The load will fail if the card is flagged as invalid, lost, stolen, destroyed, expired or restricted.
- The cardholder's load limits: the load will fail if the number of load attempts or load amount exceeds the daily or period limit configured for your product.
- Load source: the load will fail if you use a load source not configured for your product (if no load sources have been set up for your product, you are able to use any load source).

Running Card Enquiries

GPS provides web services to enable you to check the status of the card, the available balance and other card details.

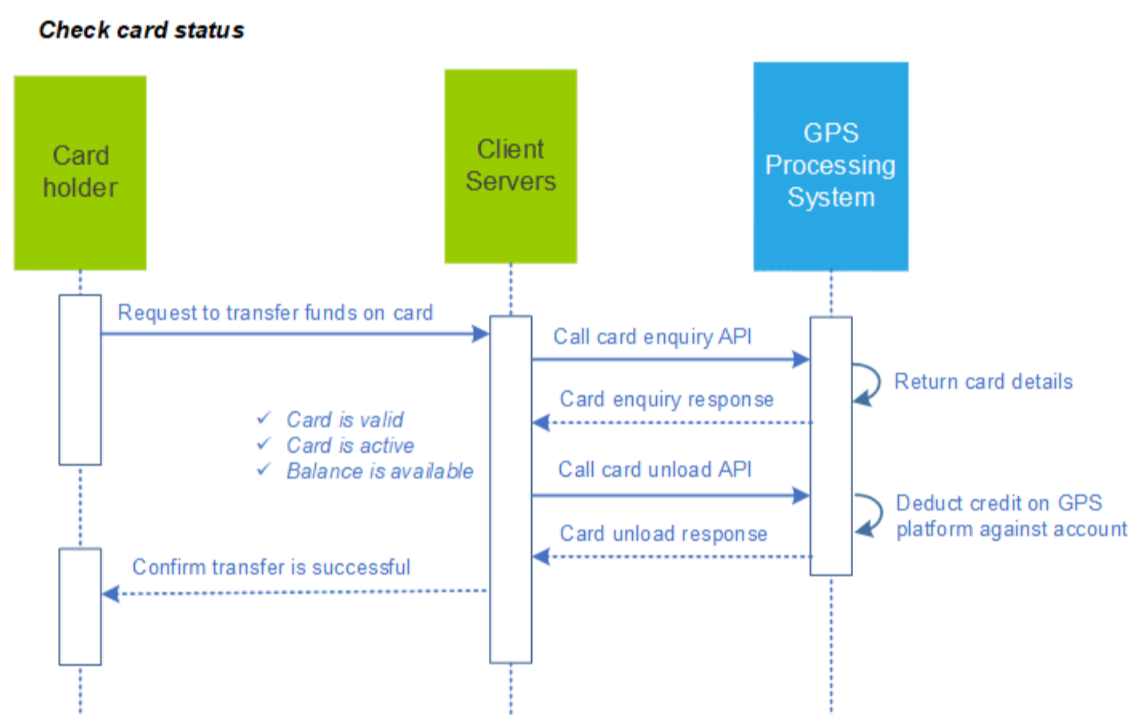


Figure: Using the Card Enquiry web service

Recommended API

The API to use to run a card enquiry depends on your requirements. We recommend the following:

- To confirm the status of a card and the available balance, use [Card Enquiry](#): [Ws_Enquiry](#). This returns both live and archived cards.
- To confirm the status of all live cards linked to a customer, use [Ws_Customer_Enquiry](#) or [Ws_Customer_Enquiry_V2](#). See [Customer Enquiry](#).

Managing Cards

Below are examples of other common web services you can use to manage your cards:

PIN Control

- To set, retrieve, unblock and change the PIN associated with a card, use [Card PIN Control](#): [WS_PinControl](#). You can also use this to unblock the CVC2 of a card or mobile device token.

Change Card Groups

You can link a card to the GPS card groups configured for your programme (e.g. Limit Groups, MCC Group, Fee Group and Usage Group). The group determines how the card can be used and/or the types of charges that can be applied to the card.

- To change the groups linked to a card, use [Card Change Groups \(single\)](#): [Ws_Card_Change_Groups](#)
- To bulk change the groups for multiple cards, use [Card Change Groups \(Bulk\)](#): [Ws_Change_Groups](#)

What to look out for:

- If you change the velocity group for a card, this may prevent the customer using their card (e.g. POS daily limit for the existing group XXX-VL-XX is 500.00, but the new group for this card, XXX-VL-YY, has a POS daily limit of 250.00).
- You must use a group that has already been configured for you in Smart Client (based on the information provided in your Product Setup Form). For any amendments or new groups, please contact your Account Manager.
- This change is at a card level and not a product level.

Renew Cards

GPS offer web service to check the status of your cards, renew expired cards, and replace lost or stolen cards.

- To view a list of cards due to expire before the end of the month, use the [Cards Get Expiring Soon API](#): [Ws_Get_Card_ExpireSoon](#)
- To extend the GPS expiry date of a card, use the [Card Extend Expiry Date API](#): [Ws_ExtendExpiry](#)
- To renew an expired card or replace a card, use the [Card Renew API](#): [Ws_Renew_Card](#).

Manage Card Fees

The default fees for a card are linked to the generic GPS product for the card, as set up for your programme. GPS offer web service to enable you to query and apply fees to a specific card.

- To apply fees to a specific card, use the [Card Apply Fees API](#): [Ws_Generic_Fees](#)
- To list pending fees due on a card, use the [Card List Pending Fees API](#): [Ws_List_Pending_Fees](#)

Registering a Cardholder for 3D Secure

3D Secure (3-domain structure), also known as a payer authentication, is a security protocol that helps to prevent fraud in online credit and debit card transactions. This security feature is supported by Visa and Mastercard and is branded as 'Verified by Visa' and 'Mastercard SecureCode' respectively.

GPS use Cardinal Commerce to manage 3D enrolment and authentication. We provide web services to enable you to enrol your cardholders in the 3D Secure scheme, update and delete cardholder details.

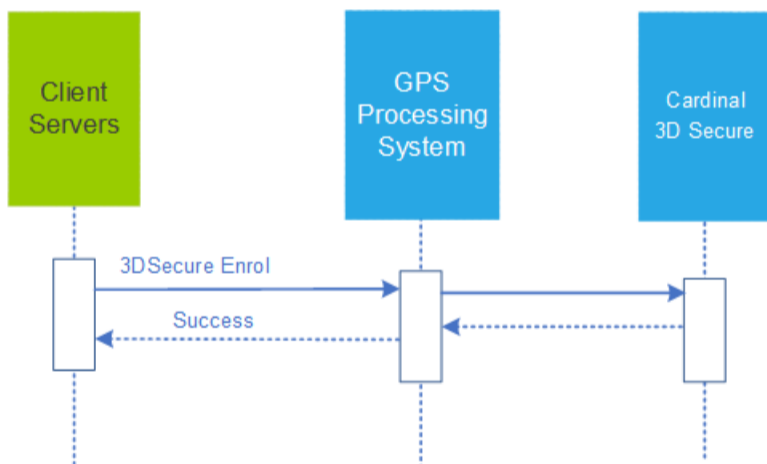


Figure: Using the 3D Secure cardholder enrolment web service

Recommended API

- To enrol a cardholder in 3D Secure, and add, edit or delete their credentials via the Cardinal real-time data exchange (RDX) interface, use [3D Secure RDX Credentials API](#): [Ws_AddUpDelCredentials](#)
- For details of additional legacy 3D Secure web services, see [3D Secure Overview](#).

For additional information on 3D Secure support, see our [3D Secure FAQs](#).

Note: The use of 3D Secure can help prevent cardholder fraud. 3D secure authentication checks are only applicable to cardholders and merchants enrolled in this scheme. Payer authentication is managed via a separate Cardinal Commerce REST-based API service; for details refer to the *3DS RDX Biometric Interface Specifications*.

Creating a Card with Agency Banking Features

GPS offer an agency banking solution through Modulr, which enables you to create cards with banking features enabled.¹

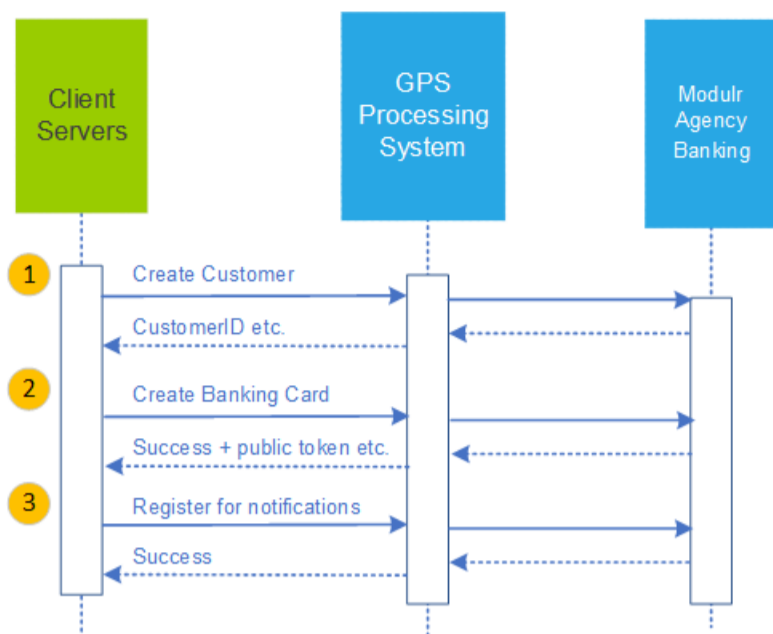


Figure: Using the Modulr Agency Banking Service

Recommended API

For customer registration and account creation, you should follow these steps:

1. Register a customer for agency banking, using [Ws_Banking_CreateCustomer](#). See [Register a Customer for Banking](#).
2. Create a card with agency banking features, using [Ws_CreateCard_V2](#). See [Create Card with Agency Banking](#).
3. Set up notification channels, to enable receipt of information of payments in and out of the account, using [Ws_Banking_RegisterNotification](#). See [Register a Customer for Banking Actions](#).

You can make external payments out of the account using [Ws_Banking_TransferFunds](#). See [Make External Payment](#).

For details of additional legacy Agency Banking web services, see [Banking Services Overview](#).

Using MFX Wallets

GPS offers web services to enable you to create and manage eWallets. The eWallet can support multiple currencies² and can be linked to a physical card.

- To create a wallet, use the [Wallet Create](#) API: [Ws_CreateWallet](#)
- To check the balance available on the wallet, use the [Wallet Balance Enquiry](#) API: [Ws_Balance_Enquiry_Wallet](#)
- To regenerate the wallet (e.g. for a lost or stolen card), use the [Regenerate the Wallet](#) API: [ws_RegenerateWallet](#)

¹Note that this service is region-specific. Please check with your account manager for support in your region.

²Currency support is region-specific. Please check with your account manager for support in your region.

Using the API

This section provides tips on how to integrate to GPS using the SOAP web services API.

Using the Web Services

View the WSDL

You can open the following URL in a browser to view the structure of the WSDL:

https://ws-test.globalprocessing.ae:10000/hyperion_its/Service.asmx?WSDL

Tip: We recommend you always refer to the WSDL for the correct XML tag name spelling and capitalisation, as different web services may sometimes adopt different case and naming conventions.

Install a SOAP Application

We recommend that you use an API tool that supports SOAP to test out the GPS web services.

[SOAPUI](#) is an open-source application, which you can download and install on any computer, which enables you to submit test transactions to GPS.

Load the SOAP WSDL

You can load the GPS SOAP test WSDL into your SOAP tool. If you are using SOAPUI, then:

1. Select **File > New SOAP Project**.
2. Enter a project name and then, in the **Initial WSDL** field, paste the following URL:
https://ws-test.globalprocessing.ae:10000/hyperion_its/Service.asmx?WSDL
3. Click **OK**.

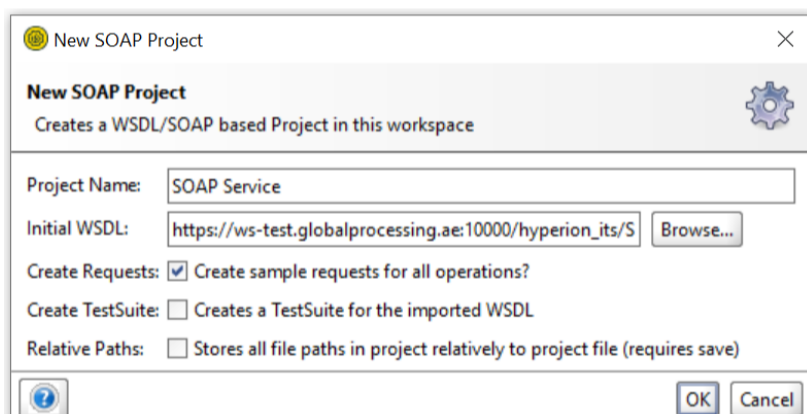


Figure: Starting a new SOAP project and importing the WSDL

Implementing a SOAP Request

Always follow the instructions provided for [Implementing web service calls](#), to ensure that your XML requests are correctly formatted.

You can implement a SOAP call as follows:

1. Select a SOAP service from the left-hand navigation pane. We recommend you start with a check of the status of the web service to make sure you can connect, using [Ws_Check](#). See [Check Service Availability](#).
2. In the centre pane, customise the SOAP details of your transaction. At a minimum, you will need to enter your username, password and Issuer Code ([IssCode](#)). If you don't have these details, check with your GPS Implementation Manager.

Tip: You can copy and paste examples in this guide into the SOAP window, and customise as required.

3. Click **Submit**.

The SOAP response should be displayed in the right-hand pane within SOAPUI. A successful request will return an [ActionCode](#) status of *000* (Normal, approved). See [Action Codes](#).

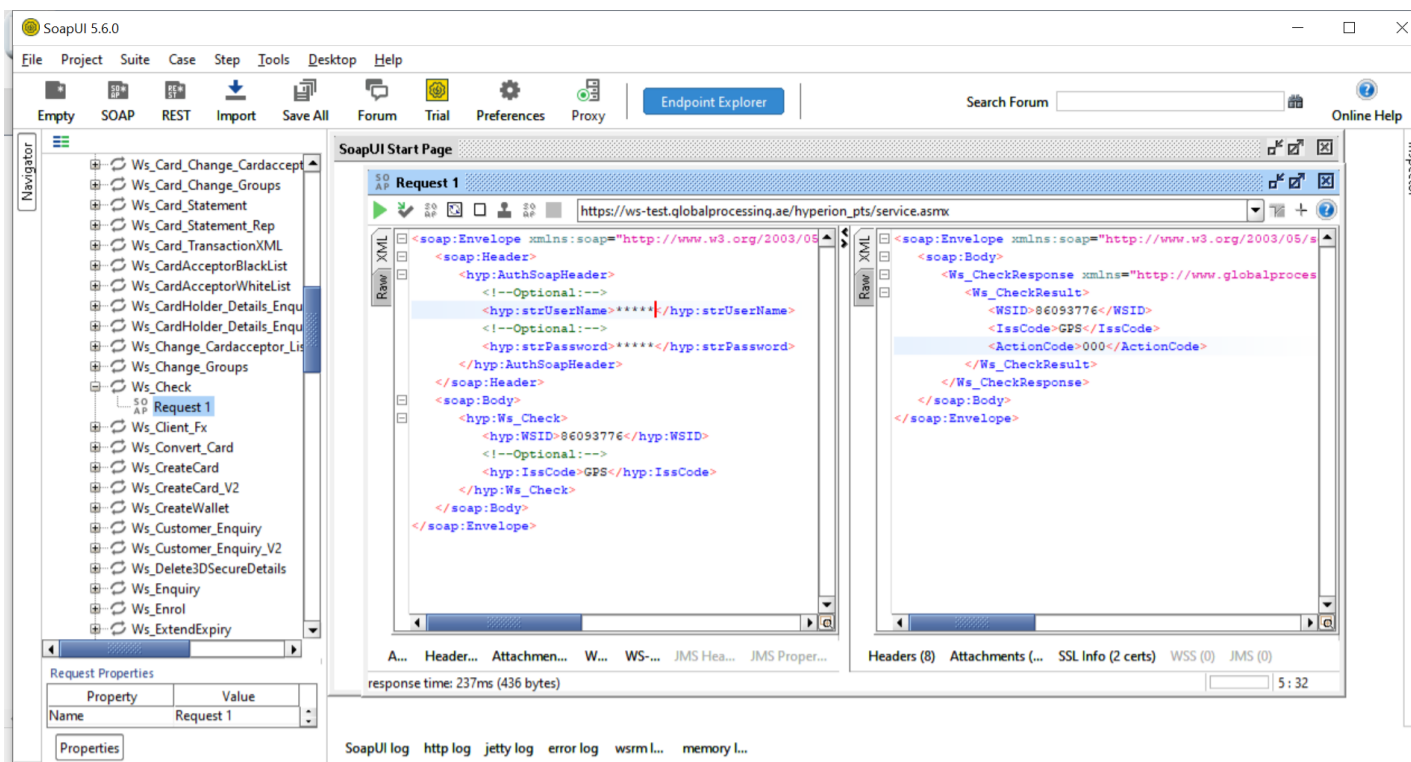


Figure: Example of a SOAP Request in SOAPUI

Fair Usage Policy

GPS has a Fair Usage Policy which restricts the maximum number of *concurrent* web service connections per client (IP address) to 20.

If you send more than 20 concurrent web service requests to GPS an HTTP error message 403, sub-status 501 is returned. This can be mitigated by controlling your outbound web server configuration. For further details, please contact your Implementation Manager or Account Manager.

Additional charges for using some Web Services

Note that in the Production environment additional charges may apply to web services that retrieve the balance on the card from GPS. Please contact your account manager to discuss. You can avoid this charge if you use the EHI data feed to maintain the balance in your own systems. The following web services listed in this guide retrieve the balance on the card: [Ws_Balance_Enquiry](#), [Ws_Card_Statement](#), [Ws_Enquiry](#), [Ws_Card_BalEnq](#), [Ws_Customer_Enquiry](#), [Ws_Customer_Enquiry_V2](#) and [Ws_Balance_Enquiry_V2](#)

Viewing Transactions on Smart Client

You can log in to Smart Client to view the card token and associated activity generated by your web services.

Note: Smart Client must first be installed as a desktop application on your machine. A VPN connection to GPS is required to access Smart Client in production.

For more information on using Smart Client, please refer to the *Smart Client User Guide*.

Introduction to the Web Services API

The table below lists the available web services (ordered alphabetically).

API	Description
Ws_Activate	Sets the status of the card to 'active' to enable Mastercard/Visa network transactions. Used to activate cards issued in an inactive state.
Ws_Activate_Load	Enables simultaneous load and activation of a card. This is a common requirement for cards sold from kiosks or from retail stores. For cards ordered over the internet, delayed activation provides added security by ensuring that any card stolen or lost in the post cannot be used.
Ws_Activate_MVCLoad	Enables simultaneous load from Master Virtual Card (MVC) and activation of cards. Ws_Activate_MVCLoad effectively combines the functions of Ws_BalanceTransfer and Ws_Activate for clients that are using MVCs (Master Virtual Card).
Ws_AddUpDelCredentials	Enables you to collect the cardholders' 3D Secure credentials and insert, update or delete those credentials using the Cardinal Commerce Real-Time Data Exchange (RDX) interface.
Ws_Balance_Enquiry (V2)	Returns the current available balance on the card.
Ws_Balance_Enquiry_Wallet	Returns the current available balance on each of the available currency wallets for a multi-FX card.
Ws_BalanceAdjustment	Enables you to apply a debit or credit to a card record.
Ws_BalanceTransfer	Used to transfer an amount from one card to another.
Ws_BalanceUpdate	Updates the Available and Current (STIP) balance for EHI (External Host Interface) Mode 4 and 5 Cards (Please see EHI specification).
Ws_Banking_AccountModulusCheck	Validates that a sort code and account number (UK Bank Accounts provided through programmes using GPS Bottomline Agency Banking) are valid via a modulus check.
Ws_Banking_CancelDirectDebitBankingEnabledCard	Marks a direct debit as cancelled where a card has an associated UK Bank Account (provided through programmes using Agency Banking). The GUID (Globally Unique ID) for the direct debit is required and can be obtained by calling
Ws_Banking_Card_Statement_V2	This web service is an enhancement to Ws_Card_Statement and returns all statement details for this card and previous cards if the card has been replaced for various reasons
Ws_Banking_ChangeAccountBankingFeaturesStatus	Changes the features of the banking enabled card and allow the user to switch functionality on or off.
Ws_Banking_CreateCustomer	Enables you to register customer details without creating associated bank accounts or cards.
Ws_Banking_GetDirectDebitInstructionsBankingEnabledCard	Returns a list of all direct debits for a given token (with or without sub accounts). Note: Only for programmes using Agency Banking.
Ws_Banking_GetPendingDirectDebits	Returns a list of all direct debits that are due for payment today for a given token (with or without sub accounts). Note: Only for programmes using Agency Banking.
Ws_Banking_RegisterNotification	For some banking integrations, once you have called Ws_CreateCard_V2 to create the bank account and card, you need to make additional calls to allow payments to be processed on and off the card. There are a number of options, but as a minimum, you should switch on PAYIN and PAYOUT to facilitate payments. Note: All notifications work at a customer level, so if a customer has more than one account, the notification will apply to all of the customers accounts
Ws_Banking_ReturnBankDetailsFromToken	Returns the sort code and account number (UK Bank Accounts provided through programmes using Agency Banking) from a token.
Ws_Banking_StatusQueryBankingEnabledCard	Returns the Agency Banking features (UK Bank Accounts provided through programmes using Agency Banking) that are enabled on a card and the status of the card.
Ws_Banking_TransferFunds	Makes an external payment via the Faster Payment banking network where a card has an associated UK Bank Account (provided through programmes using Agency Banking). Note that the money is queued and has not necessarily entered the banking network.
Ws_Banking_UpdateBankingEnabledCard	Updates the status of Banking services for a card depending on the current status.
Ws_BulkCreation	Creates a bulk number of virtual as well as physical cards in a single request. This web service takes an XML document as the input parameter with the information needed to create virtual or physical cards. It produces an XML document with the list of newly created virtual or physical cards as the response. Card images will be created in the web service directory when creating a virtual card.
Ws_BulkWalletCreation	Creates multiple wallets in a single request. This web service takes an XML document as its input parameter with the information needed to create wallets and produces another XML document with the list of newly created wallets as a response.
Ws_Card_BalEng	Returns the available balance of a card and the sum of any blocked amounts.
Ws_Card_Change_Cardacceptor_List	Updates the card acceptor lists such as white and black lists that a card makes use of.
Ws_Card_Change_Groups	Changes one or more of the usage groups for a specific card within any of those configured for your programme (e.g. Limit Groups, MCC Group, Fee Group and Usage Group).
Ws_Card_Statement	Returns a list of transactions performed by the cardholder since a specified date, together with the starting balance and current bal-

API	Description
	ance. Typically you should specify a date range of within the last 7 days. If the date is omitted, then all transactions are returned. Current actual and available balance is also returned.
Ws CardAcceptorBlacklist	Used to maintain Card Acceptor (MerchantID) blacklists, which can then be assigned to a card or group of cards. GPS will decline authorization transactions belonging to any merchant IDs on the blacklist. The response code will be '05 - Do not honour'.
Ws CardAcceptorWhiteList	Used to maintain Card Acceptor (MerchantID) Whitelists which can then be assigned to a card or group of cards. Only merchant IDs on the Whitelist will be approved by GPS at authorisation stage.
Ws CardHolder_Details_Enquiry	Returns the details of a cardholder.
Ws Change Cardacceptor List	Updates the card acceptor lists such as white and black lists that a group of cards belong to.
Ws Change Groups	Changes groups such as Group Limits, MCC Group and Usage Group of cards within a product or a customer account.
Ws Check	Checks web service availability. It validates the SOAP credentials and Issuer Code by calling database procedures.
Ws Client FX	Enables you to send your own foreign exchange (FX) rates to GPS. You can stream in FX rates at your chosen frequency (e.g. hourly, daily). The rates can be used for multi-FX wallet functions or for provisioning of fixed rate FX cards.
Ws Convert Card	Upgrades a virtual card to a physical card.
Ws CreateCard	Creates both a virtual card and a physical card.
Ws CreateCard V2	Creates a card with Agency Banking features enabled. It will also upgrade an existing card to have banking features. Applies only to programmes using Agency Banking.
Ws CreateWallet	Used to create virtual wallets as well as physical card wallets.
Ws Customer_Enquiry	Returns the list of cards associated with a specified customer name.
Ws Delete3DSecureDetails	Deletes 3D secure enrolment details for a card. (Cardinal Batch File Interface; Legacy use only).
Ws Enquiry	Returns the details of a card, such as: Token, Expiry Date, Status, Cardholder name.
Ws ExtendExpiry	Changes the GPS expiry date of cards by the specified value.
Ws Generic Fees	Applies fees with a comment to a particular card.
Ws Get Card ExpireSoon	Returns the details of cards that are going to expire within the month. The response will return all cards due to expire, regardless of the volume.
Ws Get Passcode	Used to retrieve the Access Code (also known as pass code or activation code) of cards.
Ws Insert3DSecureDetails	Enrols a specified cardholder onto 3D Secure using the Cardinal Batch File Interface 3D Secure service. (Legacy use only)
Ws link cards	Links cards in a Primary and Secondary relationship, and can be used when the primary card with existing secondary card linkage (s) needs to be replaced with a new token. The secondary cards can be linked to the new token via this web service call.
Ws list_group	Lists the codes and descriptions of all groups of a certain type (e.g. Fee Groups, Limit Groups).
Ws List Pending Fees	Lists service lists details of pending fees that relate to a particular card.
Ws List Products	Lists products your programme has on the GPS systems and their descriptions.
Ws Load	Loads or re-loads a card with a specified amount.
Ws MVCLoad	Loads funds from Master Virtual Cards (MVC) only. This is similar to balance transfer, the only difference is that the source is always an MVC token.
Ws MVCUnload	Enables customers to unload back to Master Virtual Card (MVC) only.
Ws Payment Token Get	Gets the details for MDES (Mastercard Digital Enablement Service) Payment Token Cards.
Ws Payment Token StatusChange	Changes the status of an MDES (Mastercard Digital Enablement Service) Payment Token Card.
Ws Phone Activation	Enables activation of a card by phone. It also returns the PIN and the PIN status of that card.
WS PinControl	Enables you to set, retrieve, unblock and change the PIN associated with the card.
Ws Query3DSecureDetails	Used to view the phone number of a particular user's token that has been enrolled for 3D secure and gets the details from GPS 3DS table. (Cardinal Batch File Interface; Legacy use only).
Ws Regenerate	Retrieves the card image configured in the GPS platform for virtual and physical cards that have been converted which can then be displayed to the cardholder. If a customer wants to see the image some time after card creation you can regenerate the image. This web service can also be used to replace Lost or Stolen cards; the customer will be issued with a new PAN, CVV2 and Expiry Date.
Ws RegenerateWallet	Regenerates MFX cards.
Ws Renew Card	Enables you to renew or replace cards. Combines the functionality of card replacement and card renewal. The replacement card will automatically have the same balance as the original card at the time when the replacement card is activated. Any linked cards will still point to the correct card.
Ws ResetAccumulator	Allows you to reset transaction and amount counters (since the last authenticated transaction) on a card to re-enable contactless devices and wearables, where a Secure Cardholder Authentication cannot be performed by the terminal (i.e. those that do not offer PIN).

API	Description
Ws_SafeReports	Used to flag a transaction to be processed by GPS's SAFE (System to Avoid Fraud Effectively - A Mastercard initiative) reporting procedures.
Ws_Send_CardFiles	Creates two CSV files and sends the files to the SFTP folder specified in the request. One file contains the 9 digit public token and CVV. The other file contains the 9 digit public token and the middle 6 digits of the PAN.
Ws_SendMessage	Used to send a predefined message to the cardholder via SMS or Email. GPS can configure the message using a selection of variables.
Ws_Simple Check	Checks web service availability. Can be called over HTTPS GET.
Ws_StatusChange	Enables the status of a card record to be changed. For example to: Do not honor, lost, stolen or Card Destroyed.
WS_Token_Device_Management	Allows you to retrieve a list of devices bound to a DPAN. Can be used to unbind a device by initiating an Unbind API call to Visa.
Ws_Transaction_Void	Enables cancellation of any transaction which has been implemented via a web service, and also allows you to remove uncleared authorizations.
Ws_UnLoad	Unloads a card. Note that any outstanding, unsettled authorisations on the card may result in the card going into a negative balance.
Ws_UnLoad_StatusChange	Simultaneously unloads the card and changes the card status (e.g. to expired).
Ws_Update_Cardholder_Details	Enables cardholder details to be updated. For example: name and address.
Ws_Update_Cardholder_Details_V2	This web service is an enhancement to Ws_Update_Cardholder_Details. It allows further cardholder details to be updated such as EmbossLine4, ProductRef, ThermalLine1 etc.
Ws_UpdateLastModifiedType	Used to update the last modified type of 3D secure action for a card. (Cardinal Batch File Interface; Legacy use only).
Ws_Update3DSecureDetails	3D Secure service to amends 3D secure details for a card; this web service can be used to update the phone number used for authentication SMS. (Cardinal Batch File Interface; Legacy use only).
Ws_3DS_AddUpDelDetails	Enables you to register details with RSA for online 3D secure payments. (Legacy use only)
Ws_WebServiceResult_V2	Returns the 3 digit Action Code of a previous web service call. The WSID of the previously called web service is passed as the input parameter along with the issuer code and GPS will return the full response corresponding to the given WSID along with the Action Code.

The next sections in this guide are organised based on common tasks performed using the API, in the order in which we expect most users will use them. Please use the left-hand menu options to find the section and API you are interested in.

Service Status Checks

You can use the following web services to check the status of the GPS service:

[Check Service Availability](#): [Ws_Check](#)

[Check Web Service Availability \(HTTPS\)](#): [Ws_Simple Check](#)

Check Service Availability

API: [Ws_Check](#)

This web service is used to check web service availability. It validates the SOAP credentials and Issuer Code.

Note: GPS has extensive automated monitoring of web services availability and response times. Our current annual service availability is over 99.96%.

Record Description

Tag	Type	Minimum Length	Maximum Length	Description	Request	Response
<WSID>	N	1	19	Web service ID. Unique for every request.	Mandatory	Mandatory
<IssCode>	AN	1	4	GPS Issuer (Program Manager) Code. Assigned by GPS.	Mandatory	Mandatory
<ActionCode>	AN	3	3	The action code for the response. See Action Codes . If the web service is available, returns "000".	Omit	Mandatory

Request

```
<soapenv:Envelope xmlns:soapenv="http://schemas.xmlsoap.org/soap/envelope/" xmlns:hyp="http://www.globalprocessing.ae/HyperionWeb">
  <soapenv:Header>
    <hyp:AuthSoapHeader>
      <hyp:strUserName>*****</hyp:strUserName>
      <hyp:strPassword>*****</hyp:strPassword>
    </hyp:AuthSoapHeader>
  </soapenv:Header>
  <soapenv:Body>
    <hyp:Ws_Check>
      <hyp:WSID>12345</hyp:WSID>
      <hyp:IssCode>ABCD</hyp:IssCode>
    </hyp:Ws_Check>
  </soapenv:Body>
</soapenv:Envelope>
```

Response

```
<soap:Envelope xmlns:soap="http://schemas.xmlsoap.org/soap/envelope/" xmlns:xsi="http://www.w3.org/2001/XMLSchema-instance" xmlns:xsd="http://www.w3.org/2001/XMLSchema">
  <soap:Body>
    <Ws_CheckResponse xmlns="http://www.globalprocessing.ae/HyperionWeb">
      <Ws_CheckResult>
        <WSID>12345</WSID>
        <IssCode>ABCD</IssCode>
        <PAN>999999*****1234</PAN>
        <PublicKey>987654321</PublicKey>
        <ActionCode>000</ActionCode>
        <CVV>404</CVV>
      </Ws_CheckResult >
    </ Ws_CheckResponse>
  </soap:Body>
</soap:Envelope>
```

Check Web Service Availability (HTTPS)

API: [Ws_Simple Check](#)

This web service can be called using HTTPS GET. It can be used to monitor web service availability.

If successful, returns "000".

Request

```
<soapenv:Envelope xmlns:soapenv="http://schemas.xmlsoap.org/soap/envelope/" GET /Service.asmx/Ws_Simple_Check? HTTP/1.1>
```

Response

```
<?xml version="1.0" encoding="utf-8"?>  
<string xmlns="http://www.globalprocessing.ae/HyperionWeb">string</string>
```

Card Services Overview

You can use the following web services to create and manage your cards:

Create Card	Load and Unload Card
Card Create: Ws_CreateCard	Card Load: Ws_Load
Card Bulk Create: Ws_BulkCreation	Card Unload: Ws_UnLoad
	Card Unload and Change Status: Ws_UnLoad_StatusChange
Activate Card	Mastercard Virtual Cards
Card Activate: Ws_Activate	MVC Card Activation and Load: Ws_Activate_MVCLoad
Card Activate and Load: Ws_Activate_Load	MVC Load: Ws_MVCLoad
Card Phone Activation: Ws_Phone_Activation	MVC Unload: Ws_MVCUnload
Manage Card	Other Card Services
Card Change Status: Ws_StatusChange	Card Send Files: Ws_Send_CardFiles
Card PIN Control: WS_PinControl	Cardholder Send Message: Ws_SendMessage
Card Extend Expiry Date: Ws_ExtendExpiry	Cards Link: Ws_link_cards
Card Renew: Ws_Renew_Card	
Card Regenerate Image: Ws_Regenerate	
Card Get Passcode: Ws_Get_Passcode	
Card Convert to Physical: Ws_Convert_Card	

Card Create

API: [Ws_CreateCard](#)

This web service is used to create both virtual and physical cards.

- *For a virtual card:* the web service generates a JPEG image of the newly created card, with a PAN, Public Token and expiry date embossed on it. This image is returned in the response and encrypted via a pre-shared PGP key. An SMS can also be sent to the cardholder's mobile phone number with the CVV of the card.
- *For a physical card:* the web service creates an XML file for this card, to be sent to the card manufacturer. For more information on the fields in the XML file, refer to the *GPS Card Generation Interface specification*.

To replace a card, we recommend you use the [Card Renew](#) API ([Ws_Renew_Card](#)), which provides greater functionality and control for renewal and replacement of cards.

Note: You need to be PCI DSS Compliant to receive virtual card images from GPS.

Note: When creating a card, we recommend that you populate the address fields (e.g., `<Addr1>`, `<Addr2>`, `<postcode>`) that are used for Address Verification Service (AVS) checks.

Record Description

Tag	Type	Minimum Length	Maximum Length	Description	Request	Response
<WSID>	N	1	19	Web service ID. Should be unique for every web service request sent. Tip: You could use a number based on the current date and time, as long as it is unique (e.g., 20201217145006).	Mandatory	Mandatory
<IssCode>	AN	1	4	GPS Issuer (Program Manager) Code. Assigned by GPS.	Mandatory	Mandatory
<TxnCode>	AN	1	2	The Transaction Code. See Transaction Codes . Default value is 10.	Mandatory	Mandatory
<ClientCode>	AN	1	64	User ID of the customer using the service. Only applicable to systems using member logins. Returned in the response if present in the request. Note: Legacy field. Not used.	Optional	Conditional
<Title>	AN	1	4	Cardholder's title. Also used as the card purchaser's title if no delivery address is supplied.	Optional	Omit
<LastName>	AN	1	20	Cardholder's last name. If no delivery address is supplied it is also assumed to be the card purchaser's last name.	Conditional	Omit
<FirstName>	AN	1	20	Cardholder's first name. Also used as the card purchaser's first name if no delivery address is supplied. Mandatory if <code><lastName></code> is present.	Conditional	Omit
<Addr1>	AN	1	50	Cardholder's address line 1. Also used as the card purchaser's address line 1 if no delivery address is supplied. Mandatory if 'Address' fields are specified.	Conditional	Omit
<Addr2>	AN	1	50	Cardholder's address line 2. Also used as the card purchaser's address line 2 if no delivery address is supplied.	Optional	Omit
<Addr3>	AN	1	50	Cardholder's address line 3. Also used as the card purchaser's address line 3 if no delivery address is supplied.	Optional	Omit
<City>	AN	1	20	Cardholder's home city. Also used as the card purchaser's city if no delivery address is supplied. Mandatory if <code><addrL1></code> is present, and <code><postcode></code> is not present.	Conditional	Omit
<PostCode>	AN	1	10	Cardholder's home postcode. Also used as the card purchaser's postcode if no postcode is sup-	Conditional	Omit

Tag	Type	Minimum Length	Maximum Length	Description	Request	Response
				plied. Mandatory if <addrL1> is present, and <city> is not present. See Postcode Permitted Characters .		
<Country>	AN	1	3	Cardholder's country of residence. This is represented as a 3 digit ISO country code (e.g. 826 for UK). Mandatory if <addrL1> is present.	Conditional	Omit
<Mobile>	AN	25	25	Cardholder's mobile phone number (including dialing code if applicable). See Processing of Telephone Numbers .	Optional	Omit
<PublicToken>	AN	1	9	The card's public token. The public token of the newly-created card is always returned in the response. If a replacement card is required, specify the 9-digit public token of the original card.	Conditional	Mandatory
<CardDesign>	AN	1	8	The identifier of the card product, or Product ID , within GPS. For details, check with your Implementation Manager. Mandatory if not a replacement card request. Note: this is not the same field as the CrdDesign or ProfuctRef .	Conditional	Omit
<ExternalRef>	AN	1	30	External reference code for the card. Note: Legacy field. Not used.	Optional	Conditional
<DOB>	YYYY-MM-DD	10	10	The cardholder's date of birth.	Optional	Omit
<AccCode>	AN	1	6	Access code or passcode, which can be used to set a code which is validated during activation (e.g. via the GPS IVR system). If provided, must be 6 digits; leading zeroes are acceptable. Mandatory if the value of <AuthType> is '4'. Leave empty if not required.	Optional	Omit
<LocDate>	YYYY-MM-DD	10	10	The local current date in <i>year-month-date</i> format.	Mandatory	Mandatory
<LocTime>	HHMMSS	6	6	The local current time, in <i>hour-minute-second</i> format.	Mandatory	Mandatory
<TerminalID>	AN	1	15	Point of Sale (POS) or other terminal identifier, such as a hostname.	Optional	Omit
<LoadValue>	D	1	20	Load value to put on the card. If no load value is required, specify 0.	Mandatory	Mandatory
<CurCode>	AN	3	3	3-letter ISO currency code for the currency to load (e.g. EUR). Mandatory only when specifying a LoadValue that is not zero. This must match the card's currency or the action will fail.	Conditional	Omit
<Reason>	AN	1	60	Reason for the card's status change. Overrides default of 'Card Activated' that is shown in the card processor. Text is shown in the Smart Client Tracker screen.	Optional	Omit
<ItemSrc>	N	1	5	Source field to define alternate fees. Legacy field for information purposes only; see Item Source Types . Suggest using 0.	Mandatory	Omit
<SysDate>	YYYY-MM-DD	10	10	The system processing date.	Omit	Mandatory
<LoadFundsType>	AN	1	3	Payment method used to load funds onto the card. See Load Fund Types .	Optional	Omit
<LoadSrc>	AN	1	3	The source of the load request is used to determine the fee for the load, if applicable. If omitted, defaults to 14 "Unknown". See Load Sources .	Optional	Omit

Tag	Type	Minimum Length	Maximum Length	Description	Request	Response
<LoadFee>	D	1	20	Fixed fee amount charged to the card purchaser for handling the card purchase and load. If no load fee is required, specify 0. The load fee does not affect the card balance. It is only reported in the XML.	Mandatory	Omit
<LoadedBy>	AN	1	30	User who loaded the card.	Optional	Omit
<CreateImage>	N	1	1	Specifies whether to create a card image. 1= yes, 0 = No. Images are returned in the <Image> response parameter, encrypted by a pre-shared PGP encryption key.	Mandatory	Omit
<CreateType>	N	1	1	This field is mandatory unless it is a replacement card request. There are four possible values: 1 = Create a virtual card. 2 = Create physical card. Also triggers the creation of a card file which is sent to the manufacturer. 3 = Create a virtual card with intention to convert it into a physical card later. 4 = Create a Master Virtual Card which is a deposit account that can be used to load other cards from. Note: Create type 1 also allows a virtual card to be converted to a physical card.	Conditional	Omit
<CustAccount>	AN	1	25	Cardholder account number or reference number. You can use this reference to find the cards linked to a cardholder. Also displayed in Smart Client as <i>Customer Reference</i> .	Optional	Omit
<ActivateNow>	N	1	1	Whether to activate the card. 1= Yes, 0=No. When <Quantity> is greater than 1 then creation of <Quantity> numbers of identical cards will trigger a batch process that starts within minutes of the request. If <ActivateNow> is 1 in such requests then the issued tokens are sent to the customer already activated. This parameter only applies if the request is for a new card.	Mandatory	Omit
<Source_desc>	AN	1	50	Load source description recorded on the transaction, normally the address of the website or the Point of Sale (POS) terminal.	Optional	Omit
<StartDate>	AN	5	5	Start date printed on the card in the format MM/YY.	Omit	Mandatory
<ExpDate>	YYYY-MM-DD	10	10	Card expiry date. If left blank, updates with the default expiry date, based on the Card Scheme's validity period in months, otherwise updates with the input value. This also applies to replacement cards. The actual physical expiry is returned in MM/YY format.	Optional	Mandatory
<CVV>	AN	3	3	Card Verification Value, the 3-digit code printed on the back of the card.	Omit	Mandatory
<CardName>	AN	1	27	The embossed name on the card. If present in the request then the embossed name on the card should be the given value. If it is not available and <Firstname> and <Lastname> are available then <Title> + <Firstname> + <Lastname> will be the embossed name. If all the above parameters are unavailable in the request then the default embossed name remains as the embossed name. If a replacement card is requested, the original value of the embossed name will be used if no new names are supplied. If a blank embossed name is required, then pass a single space char-	Optional	Omit

Tag	Type	Minimum Length	Maximum Length	Description	Request	Response
				acter. See Card Name Permitted Characters .		
<MaskedPAN>	AN	16	19	Card number displayed as masked (e.g., 675926*****1234). Note. The full PAN can be returned if you are PCI DSS compliant. Contact your Implementation Manager.	Omit	Mandatory
<LimitsGroup>	AN	1	10	Group code of the Limits Group. If this parameter is not supplied and this is a new card request, then the default group for the card's product will be used. If the default group is not required, you can remove it by passing a space character ' '. Note: The Limits Group is set up and configured via Smart Client.	Optional	Omit
<MCCGroup>	AN	1	10	Group code of the MCC Group. If this parameter is not supplied and this is a new card request then the default group for the cards product is used. If the default group is not required, you can remove it by passing a space character ' '. The MCC group allows the card to be linked to a list of Merchant Category Codes (MCCs) that the card is allowed to or conversely is NOT allowed to transact at. Note: The MCC Group is set up and configured via Smart Client.	Optional	Omit
<PERMSGGroup>	AN	1	10	Group code of the Usage Group. If this parameter is not supplied and this is a new card request then the default group for the cards product is used. If this parameter is not supplied and this is a new card request then the default group for the cards product will be used. If the default group is not required, you can remove it passing a space character ' '. Note: The Usage Group is set up and configured via Smart Client.	Optional	Omit
<FeeGroup>	AN	1	10	Group code of the Fee Group. If this parameter is not supplied and this is a new card request then the default group for the cards product is used. If the default group is not required, you can remove it by passing a space character ' '. Note: The Fee Group is set up and configured via Smart Client.	Optional	Omit
<SchedFeeGroup>	AN	1	10	Group code of the Scheduled Fee Group. If this parameter is not supplied and this is a new card request then the default group for the cards product will be used. If the default group is not required, it can be removed by passing a space character ' '. Note: The Scheduled Fee Group is set up and configured via Smart Client.	Optional	Omit
<WSFeeGroup>	AN	1	10	Code of the Web Service Fee Group (). If this parameter is not supplied and this is a new card request then the default group for the cards product is used. If the default group is not required, you can remove it by passing a space character ' '. WSFeeGroup allows the card to be linked to a set of web service fees that are set up on the system. Note: The Web Service Fee Group is set up and configured via Smart Client.	Optional	Omit
<FxGroup>	AN	1	10	Group code of the FX Fee Group. If this parameter is not supplied and this is a new card request then the default group for the cards product is used. If the default group is not required, you can remove it by passing a space character ' '. Note: The FX Fee Group is set up	Optional	Omit

Tag	Type	Minimum Length	Maximum Length	Description	Request	Response
				and configured via Smart Client.		
<ProductRef>	AN	1	50	The physical card design reference as used by the Card Manufacturer. Identifies the <i>PRODUCT_REF</i> field in the XML file sent to the card manufacturer.	Optional	Omit
<CarrierType>	AN	1	30	The Carrier Product design reference as used by the Card Manufacturer. This is the letter onto which the card is attached when sent to the card-holder. Identifies the Carrier Product type of the Card Manufacturer.	Optional	Omit
<Fulfil1>	AN	1	50	Free text field which can be used for transferring extra information to the card manufacturer, for example, to be printed on the Carrier. Identifies the <i>FULFIL1</i> field in the XML file sent to the card manufacturer.	Optional	Omit
<Fulfil2>	AN	1	50	Free text field which can be used for transferring extra information to the card manufacturer, for example, to be printed on the Carrier. Identifies the <i>FULFIL2</i> field in the XML file sent to the card manufacturer.	Optional	Omit
<DelvMethod>	AN	1	1	The delivery method for the card. Options include: 0 = Standard delivery; 1 = Registered mail; 2 = Direct delivery; 3 = Customized DelvMethod 1; 4 = Customized DelvMethod 2; 5 = Customized DelvMethod 3; 6= Customized DelvMethod 4; 7 = Customized DelvMethod 5; Default value is 0	Optional	Omit
<ThermalLine1>	AN	1	120	Free text field which can be used for transferring extra information to be printed on the card. For example, to add a customer service phone number.	Optional	Omit
<ThermalLine2>	AN	1	70	Free text field which can be used for transferring extra information to be printed on the card. For example, to add a link to your service terms and conditions.	Optional	Omit
<Lang>	AN	1	2	Two digit ISO 639-1 Language code to be used for card mailers (e.g., En = English; Fr = French). Note: the available languages depend on the card manufacturer support. Also used if bespoke SMS templates are set up.	Optional	Omit
<EmbossLine4>	AN	1	27	The card's embossed line 4 on the front of the card. Could be used for example, to add an account number or sort code.	Optional	Omit
<ImageId>	AN	1	16	Reference which identifies the card manufacturer's image file that will be printed on the face of the card.	Optional	Omit
<LogoFrontId>	AN	1	30	Reference which identifies the card manufacturer's logo file that will be printed on the face of the card.	Optional	Omit
<LogoBackId>	AN	1	30	Reference which identifies the card manufacturer's logo file that will be printed on the back of the card, if supported.	Optional	Omit
<Replacement>	N	1	1	Whether the card is a new card or a replacement. The possible values are: 0 = new card; 1 = replacement card. Needs to be agreed with the	Mandatory	Omit

Tag	Type	Minimum Length	Maximum Length	Description	Request	Response
				card manufacturer. Note: Do not use a value '1', which is for legacy usage only; to replace a card, we recommend you use Card Renew : <code>ws_renew_card</code> .		
<PrimaryToken>	AN	16	19	The primary card's public token. If it is blank then the newly created card is a primary card, otherwise it is the secondary card in a primary/secondary relationship. Cannot be the token of a card that is already linked as a secondary card.	Optional	Omit
<Delv_AddrL1>	AN	1	50	Card purchaser's /delivery address line 1. Mandatory if 'Delivery Address' fields are specified.	Optional	Omit
<Delv_AddrL2>	AN	1	50	Card purchaser's/delivery address line 2.	Optional	Omit
<Delv_AddrL3>	AN	1	50	Card purchaser's /delivery address line 3.	Optional	Omit
<Delv_City>	AN	1	20	Card purchaser's /delivery address delivery city. Mandatory if <Delv_AddrL1> is present, and <Delv_PostCode> is not present.	Optional	Omit
<Delv_PostCode>	AN	1	10	Card purchaser's /delivery address postcode. Mandatory if <Delv_AddrL1> is present, and <Delv_City> is not present. See Postcode Permitted Characters .	Optional	Omit
<Delv_County>	AN	1	20	Card purchaser's /delivery address county.	Optional	Omit
<Delv_Country>	AN	1	3	Card purchaser's /delivery address country 3-digit ISO country code (e.g., 826 for UK). Mandatory if <Delv_AddrL1> is present.	Optional	Omit
<Delv_Code>	AN	1	12	The delivery code for the card. If specified, the card manufacturer sends all cards with the same delivery code to the specified delivery address.	Optional	Omit
<Sms_Required>	AN	1	1	Whether an SMS is sent to the cardholder with the card's CVV. 1 = yes; 0 =No. The default is '1'. The SMS is configurable.	Optional	Omit
<IsLive>	N	1	1	Specifies whether the card is active or not. 1 or True = Active; 0 or False = Not Active.	Omit	Mandatory
<CardManufacturer>	AN	1	10	The manufacturer to send the card generation request to. For example: <i>TCT, AllPay, GNC, Gemalto, Nitecrest</i> and <i>Exceet</i> . For a full list, see Card Manufacturers . If omitted, the default for the Card Scheme will be used.	Optional	Omit
<CoBrand>	AN	1	6	The Co-Brand code for the card. If supplied it will replace the <i>PROGRAMID</i> field in the <i>Balance XML</i> file.	Optional	Omit
<ExternalAuth>	AN	1	1	External Authorisation flag. Possible values are: 0 = Do not set External Authorisation on; 1 = Set External Authorisation. Empty value defaults to 0. Note: For legacy use only. Not applicable if using EHI.	Optional	Omit
<ActionCode>	AN	3	3	The action code for the response. See Action Codes .	Omit	Mandatory
<Image>	Base64 Binary			PGP-encrypted image of the card. Requires configuration within Smart Client. Check with your Implementation Manager.	Omit	Conditional
<LinkageGroup>	AN	1	10	Group code of the Card Linkage Group. If this parameter is not supplied and this is a new card request then the default group for the cards	Optional	Omit

Tag	Type	Minimum Length	Maximum Length	Description	Request	Response
				product will be used. If the default group is not required, you can remove it by passing a space character ' '. Note: The Card Linkage Group is set up and configured via Smart Client.		
<VanityName>	AN	1	32	Enables you to add an additional alternative form of title to the card, e.g. "Company Director". Can appear on <i>Embossed Line 4</i> , or <i>Thermal Line 1</i> and <i>Thermal Line 2</i> , if configured in Smart Client, and be recorded in the card purchaser details.	Optional	Omit
<PBlock>	AN	4	12	Initial value of the card PIN.	Optional	Omit
<PINMailer>	AN	1	1	Whether to send a PIN Mailer: 0 = No (default); 1 = Yes. If 1, GPS sends instructions in the file to the manufacturer for them to create a PIN Mailer letter.	Optional	Omit
<Email>	AN	1	50	Email address of the cardholder.	Optional	Omit
<MailOrSMS>	AN	1	1	The cardholder's preferred contact method. 0 = SMS; 1 = email. 2 = SMS and email. Default value is '0'.	Optional	Omit
<AuthCalendarGroup>	AN	1	10	Group code of the Card Auth Calendar Group (controls the time when a card can be used). If this parameter is not supplied and this is a new card request then the default group for the cards product will be used. If the default group is not desired, it can be removed by passing a space character ' '.	Optional	Omit
<Quantity>	N	1	5	Enables you to generate the specified quantity of cards with the same cardholder details in a batch process. The issued tokens are sent in an XML file over SFTP. If the cards are physical, a manufacturer file is also sent to the printer. You can use the delivery address fields to specify the delivery address for the cards.	Optional	Omit
<LoadToken>	N	1	9	The 9-digit Public Token of the MVC card that the initial load amount is to be taken from. The load will show as an MVC balance transfer (Unload + Load) in Smart Client.	Optional	Omit
<FeeWaiver>	N	1	1	Indicates whether to waive any web service fee set up on the system: 0 = No, 1=Yes. Default is 0.	Optional	Omit
<BlackList>	AN	1	10	Group code of the card acceptor Blacklist. See Card Acceptor Blacklist .	Optional	Omit
<WhiteList>	AN	1	10	Group code of the card acceptor Whitelist. See Card Acceptor Whitelist .	Optional	Omit
<PaymentTokenUsageGroup>	AN	1	10	Payment token usage group code (for details, check with your Implementation Manager). This is a numeric value; only digits 0-9 are valid. Leave empty if no usage group is required.	Optional	Omit
<VirtualCardImage>	AN	1	16	The Image ID for the virtual image for the new card. Image IDs are set up in Smart Client in the Image Master and Virtual Card Images screens. Note. you do not provide an image ID, the default virtual card image for the product is used.	Optional	Omit
<ImageSize>	N	1	1	The size of the virtual image: 1 = 100%; 2 = 200%; 3 = 300%; 4 = 400%; 5 = 500%. Default is 1.	Optional	Omit

Request

```
<soapenv:Envelope xmlns:soapenv="http://schemas.xmlsoap.org/soap/envelope/" xmlns:hyp="http://www.globalprocessing.ae/HyperionWeb">
  <soapenv:Header>
    <hyp:AuthSoapHeader>
      <hyp:strUserName>*****</hyp:strUserName>
      <hyp:strPassword>*****</hyp:strPassword>
    </hyp:AuthSoapHeader>
  </soapenv:Header>
  <soapenv:Body>
    <hyp:Ws_CreateCard>
      <hyp:WSID>1234</hyp:WSID>
      <hyp:IssCode>ABCD</hyp:IssCode>
      <hyp:TxnCode>10</hyp:TxnCode>
      <hyp:ClientCode></hyp:ClientCode>
      <hyp>Title>Mr</hyp>Title>
      <hyp:LastName>Lastname</hyp:LastName>
      <hyp:FirstName>Firstname</hyp:FirstName>
      <hyp:Addr1>Office 13, Telfords Yard</hyp:Addr1>
      <hyp:Addr2>6-8 The Highway, Wapping </hyp:Addr2>
      <hyp:City>London</hyp:City>
      <hyp:PostCode>E1W 2BS</hyp:PostCode>
      <hyp:Country>826</hyp:Country>
      <hyp:Mobile></hyp:Mobile>
      <hyp:CardDesign>123</hyp:CardDesign>
      <hyp:ExternalRef></hyp:ExternalRef>
      <hyp:DOB></hyp:DOB>
      <hyp:LocDate>2013-01-01</hyp:LocDate>
      <hyp:LocTime>120000</hyp:LocTime>
      <hyp:TerminalID></hyp:TerminalID>
      <hyp:LoadValue>10</hyp:LoadValue>
      <hyp:CurCode>GBP</hyp:CurCode>
      <hyp:Reason></hyp:Reason>
      <hyp:AccCode>123456</hyp:AccCode>
      <hyp:ItemSrc>2</hyp:ItemSrc>
      <hyp:LoadFundsType>4</hyp:LoadFundsType>
      <hyp:LoadSrc>10</hyp:LoadSrc>
      <hyp:LoadFee>0.0</hyp:LoadFee>
      <hyp:LoadedBy>Admin</hyp:LoadedBy>
      <hyp>CreateImage>1</hyp>CreateImage>
      <hyp>CreateType>1</hyp>CreateType>
      <hyp:CustAccount></hyp:CustAccount>
      <hyp:ActivateNow>0</hyp:ActivateNow>
      <hyp:Source_desc></hyp:Source_desc>
      <hyp:ExpDate></hyp:ExpDate>
      <hyp:CardName>GIFT CARD</hyp:CardName>
      <hyp:LimitsGroup>DF - 01</hyp:LimitsGroup>
      <hyp:MCCGroup></hyp:MCCGroup>
      <hyp:PERMSGGroup></hyp:PERMSGGroup>
      <hyp:ProductRef></hyp:ProductRef>
      <hyp:CarrierType></hyp:CarrierType>
      <hyp:Fulfil1></hyp:Fulfil1>
      <hyp:Fulfil2></hyp:Fulfil2>
      <hyp:DelvMethod>0</hyp:DelvMethod>
      <hyp:ThermalLine1></hyp:ThermalLine1>
      <hyp:ThermalLine2></hyp:ThermalLine2>
      <hyp:EmbossLine4></hyp:EmbossLine4>
      <hyp:ImageId></hyp:ImageId>
      <hyp:LogoFrontId></hyp:LogoFrontId>
      <hyp:LogoBackId></hyp:LogoBackId>
      <hyp:Replacement>0</hyp:Replacement>
      <hyp:FeeGroup></hyp:FeeGroup>
      <hyp:PrimaryToken></hyp:PrimaryToken>
      <hyp:Delv_AddrL1></hyp:Delv_AddrL1>
      <hyp:Delv_AddrL2></hyp:Delv_AddrL2>
      <hyp:Delv_AddrL3></hyp:Delv_AddrL3>
      <hyp:Delv_City></hyp:Delv_City>
      <hyp:Delv_Country></hyp:Delv_Country>
      <hyp:Delv_PostCode></hyp:Delv_PostCode>
      <hyp:Delv_Country></hyp:Delv_Country>
      <hyp:Sms_Required></hyp:Sms_Required>
      <hyp:SchedFeeGroup>GROUP1</hyp:SchedFeeGroup>
      <hyp:WSFeeGroup>GROUP2</hyp:WSFeeGroup>
      <hyp:CardManufacturer></hyp:CardManufacturer>
      <hyp:CoBrand>CB1</hyp:CoBrand>
      <hyp:PublicToken></hyp:PublicToken>
      <hyp:ExternalAuth></hyp:ExternalAuth>
      <hyp:LinkageGroup>GROUP3</hyp:LinkageGroup>
      <hyp:VanityName>Dr Lastname</hyp:VanityName>
      <hyp:PBlock></hyp:PBlock>
      <hyp:PINMailer></hyp:PINMailer>
      <hyp:FxGroup>GROUP4</hyp:FxGroup>
      <hyp>Email>lastname@google.com</hyp>Email>
      <hyp:MailOrSMS>1</hyp:MailOrSMS>
      <hyp:AuthCalendarGroup>GROUP5</hyp:AuthCalendarGroup>
      <hyp:Quantity>10</hyp:Quantity>
      <hyp:LoadToken>123456789</hyp:LoadToken>
      <hyp:FeeWaiver></hyp:FeeWaiver>
      <hyp:BlackList>BLACKLIST</hyp:BlackList>
      <hyp:WhiteList></hyp:WhiteList>
      <hyp:PaymentTokenUsageGroup></hyp:PaymentTokenUsageGroup>
      <hyp:VirtualCardImage> </hyp:VirtualCardImage>
      <hyp:ImageSize></hyp:ImageSize>
    </hyp:Ws_CreateCard>
  </soapenv:Body>
</soapenv:Envelope>
```

Response

```
<soap:Envelope xmlns:soap="http://schemas.xmlsoap.org/soap/envelope/" xmlns:xsi="http://www.w3.org/2001/XMLSchema-instance" xmlns:xsd="http://www.w3.org/2001/XMLSchema">
  <soap:Body>
    <Ws_CreateCardResponse xmlns="http://www.globalprocessing.ae/HyperionWeb">
      <Ws_CreateCardResult>
        <WSID>1234</WSID>
        <IssCode>ABCD</IssCode>
        <TxnCode>10</TxnCode>
        <PublicToken>123456789</PublicToken>
        <ExternalRef/>
        <LocDate>2013-01-01</LocDate>
        <LocTime>120000</LocTime>
        <ItemID>1234</ItemID>
        <ClientCode>0</ClientCode>
        <SysDate>2013-01-01</SysDate>
        <ActionCode>000</ActionCode>
        <LoadValue>10</LoadValue>
        <IsLive>false</IsLive>
        <ExpDate>03/14</ExpDate>
        <CVV>123</CVV>
        <MaskedPAN>987654*****0123</MaskedPAN>
      </Ws_CreateCardResult>
    </Ws_CreateCardResponse>
  </soap:Body>
</soap:Envelope>
```

Card Bulk Create

API: [Ws_BulkCreation](#)

This web service creates a bulk number of virtual as well as physical cards in a single request. It takes an XML document as the input containing the information needed to create virtual or physical cards, and produces an XML document with the list of newly created virtual or physical cards as the response.

Card images are created in the web service directory when creating a virtual card.

Record Description

Tag	Type	Minimum Length	Maximum Length	Description	Request	Response
<doc>	XML	1	1024	XML document that contains details of the cards to be created, such as the customer details and the card design. See XML File Description below.	Mandatory	Omit
<CardsCreated>	N	1	5	Number of cards created.	Omit	Mandatory
<CardsNotCreated>	N	1	5	Number of cards failed to create.	Omit	Mandatory
<RequestWithError>	AN	1	100	Details of the fields in the request that caused the error in card creation. It is mandatory when an error occurs in card creation.	Omit	Conditional
<ActionCode>	AN	3	3	The action code for the response. See Action Codes .	Omit	Mandatory
<Cards>	-	-	-	An array of cards. See XML File Description below. Can occur multiple times within the message.	Omit	Optional

Card Response

Tag	Type	Minimum Length	Maximum Length	Description	Request	Response
<IssCode>	AN	1	4	GPS Issuer (Program Manager) Code. Assigned by GPS.	Omit	Mandatory
<PublicKey>	AN	1	9	The card's public token, Mandatory in request if <PAN> and <track2> are not present. Mandatory in the response. In virtual card creation <PublicKey> is not present in the request.	Omit	Mandatory
<ExternalRef>	AN	1	30	External reference code for the card. Note: Legacy field. Not used.	Omit	Conditional
<itemId>	AN	1	20	The unique item ID returned for this load.	Omit	Mandatory
<ClientCode>	AN	1	64	User ID of the customer using the service. Only applicable to systems using member logins. Returned in the response if present in the request. Note: Legacy field. Not used.	Omit	Conditional
<sysDate>	YYYY-MM-DD	10	10	The system processing date.	Omit	Mandatory
<actionCode>	AN	3	3	The action code for the response. See Action Codes .	Omit	Mandatory
<LoadValue>	D	1	20	Load value to put on the card. If no load value is required, specify 0.	Omit	Mandatory
<IsLive>	N	1	1	Specifies whether the card is active or not. 1 or True = Active; 0 or False = Not Active.	Omit	Mandatory
<StartDate>	AN	5	5	Physical start date printed on the card in the format MM/YY.	Omit	Mandatory
<EndDate>	AN	5	5	Physical end date printed on the card in the format MM/YY.	Omit	Mandatory
<ExpDate>	MM/YY	5	5	Card expiry date. If left blank, updates with the default expiry date, based on the Card Scheme's validity period in months, otherwise updates with the input value. This also applies to replacement cards. The actual physical expiry is returned in MM/YY format.	Omit	Mandatory
<CVV>	AN	3	3	Card Verification Value, the 3-digit code printed on the back of the card.	Omit	Mandatory
<MaskedPAN>	AN	16	19	Card number displayed as masked (e.g., 675926*****1234).	Omit	Mandatory

Tag	Type	Minimum Length	Maximum Length	Description	Request	Response
				Note. The full PAN can be returned if you are PCI DSS compliant. Contact your Implementation Manager.		

XML File Description

Tag	Type	Minimum Length	Maximum Length	Description	Request	Response
<IssCode>	AN	1	4	GPS Issuer (Program Manager) Code. Assigned by GPS.	Mandatory	Mandatory
<ClientCode>	AN	1	64	User ID of the customer using the service. Only applicable to systems using member logins. Returned in the response if present in the request. Note: Legacy field. Not used.	Optional	Omit
<Title>	AN	1	4	Cardholder's title. Also used as the card purchaser's title if no delivery address is supplied.	Optional	Omit
<LastName>	AN	1	20	Cardholder's last name. If no delivery address is supplied it is also assumed to be the card purchaser's last name.	Conditional	Omit
<FirstName>	AN	1	20	Cardholder's first name. Also used as the card purchaser's first name if no delivery address is supplied. Mandatory if <lastName> is present.	Conditional	Omit
<AddrL1>	AN	1	50	Cardholder's address line 1. Also used as the card purchaser's address line 1 if no delivery address is supplied. Mandatory if 'Address' fields are specified.	Conditional	Omit
<AddrL2>	AN	1	50	Cardholder's address line 2. Also used as the card purchaser's address line 2 if no delivery address is supplied.	Optional	Omit
<City>	AN	1	20	Cardholder's home city. Also used as the card purchaser's city if no delivery address is supplied. Mandatory if <addrL1> is present, and <postcode> is not present.	Conditional	Omit
<Postcode>	AN	1	10	Cardholder's home postcode. Also used as the card purchaser's postcode if no postcode is supplied. Mandatory if <addrL1> is present, and <city> is not present. See Postcode Permitted Characters .	Conditional	Omit
<Country>	AN	1	3	Cardholder's country of residence. This is represented as a 3 digit ISO country code (e.g. 826 for UK). Mandatory if <addrL1> is present.	Conditional	Omit
<Mobile>	AN	12	12	Cardholder's mobile phone number (including dialing code if applicable). See Processing of Telephone Numbers .	Optional	Omit
<CardDesign>	AN	1	8	The identifier of the card product, or Product ID , within GPS. For details, check with your Implementation Manager. Mandatory if not a replacement card request. Note: this is not the same field as the CrdDesign or ProductRef .	Conditional	Omit
<ExternalRef>	AN	1	30	External reference code for the card. Note: Legacy field. Not used.	Optional	Omit
<DOB>	YYYY-MM-DD	10	10	The cardholder's date of birth.	Optional	Omit
<AccCode>	AN	0	6	Access code or passcode, which can be used to set a code which is validated during activation (e.g. via the GPS IVR system). If provided, must be 6 digits; leading zeroes are acceptable. Man-	Optional	Omit

Tag	Type	Minimum Length	Maximum Length	Description	Request	Response
				datory if the value of AuthType is '4'. Leave empty if not required.		
<ExpDate>	YYYY-MM-DD	10	10	Card expiry date. If left blank, updates with the default expiry date, based on the Card Scheme's validity period in months, otherwise updates with the input value. This also applies to replacement cards. The actual physical expiry is returned in MM/YY format.	Optional	Mandatory
<TerminalID>	AN	1	15	Point of Sale (POS) or other terminal identifier, such as a hostname.	Optional	Omit
<LoadValue>	D	1	20	Load value to put on the card. If no load value is required, specify 0.	Mandatory	Mandatory
<CurCode>	AN	3	3	3-letter ISO currency code for the currency to load (e.g. EUR). Mandatory only when specifying a LoadValue that is not zero. This must match the card's currency or the action will fail.	Conditional	Omit
<Reason>	AN	1	60	Reason for the card's status change. Overrides default of 'Card Activated' that is shown in the card processor. Text is shown in the Smart Client Tracker screen.	Optional	Omit
<ItemSrc>	N	1	5	Source field to define alternate fees. Legacy field for information purposes only; see Item Source Types . Suggest using 0.	Mandatory	Omit
<LoadFundsType>	AN	1	3	Payment method used to load funds onto the card. See Load Fund Types .	Optional	Omit
<LoadSrc>	AN	1	3	The source of the load request is used to determine the fee for the load, if applicable. If omitted, defaults to 14 "Unknown". See Load Sources .	Optional	Omit
<LoadFee>	D	1	20	Fixed fee amount charged to the card purchaser for handling the card purchase and load. If no load fee is required, specify 0. The load fee does not affect the card balance. It is only reported in the XML.	Mandatory	Omit
<LoadedBy>	AN	1	30	User who loaded the card.	Optional	Omit
<CreateImage>	N	1	1	Specifies whether to create a card image. 1= yes, 0 = No. Images are returned in the Image response parameter, encrypted by a pre-shared PGP encryption key.	Mandatory	Omit
<CreateType>	N	1	1	This field is mandatory unless it is a replacement card request. There are four possible values: 1 = Create a virtual card. 2 = Create physical card. Also triggers the creation of a card file which is sent to the manufacturer. 3 = Create a virtual card with intention to convert it into a physical card later. 4 = Create a Master Virtual Card which is a deposit account that can be used to load other cards from. Note: Create type 1 also allows a virtual card to be converted to a physical card.	Conditional	Omit
<CustAccount>	AN	1	25	Cardholder account number or reference number. You can use this reference to find the cards linked to a cardholder. Also displayed in Smart Client as <i>Customer Reference</i> .	Optional	Omit
<ActivateNow>	N	1	1	Whether to activate the card. 1= Yes, 0=No. When Quantity is greater than 1 then creation of	Mandatory	Omit

Tag	Type	Minimum Length	Maximum Length	Description	Request	Response
				<Quantity> numbers of identical cards will trigger a batch process that starts within minutes of the request. If <ActivateNow> is 1 in such requests then the issued tokens are sent to the customer already activated. This parameter only applies if the request is for a new card.		
<CardName>	AN	1	27	The embossed name on the card. If present in the request then the embossed name on the card should be the given value. If it is not available and <Firstname> and <Lastname> are available then <Title> + <Firstname> + <Lastname> will be the embossed name. If all the above parameters are unavailable in the request then the default embossed name remains as the embossed name. If a replacement card is requested, the original value of the embossed name will be used if no new names are supplied. If a blank embossed name is required, then pass a single space character. See Card Name Permitted Characters .	Optional	Omit
<LimitsGroup>	AN	1	10	Group code of the Limits Group. If this parameter is not supplied and this is a new card request, then the default group for the card's product will be used. If the default group is not required, you can remove it by passing a space character ' '. Note: The Limits Group is set up and configured via Smart Client.	Optional	Omit
<MCCGroup>	AN	1	10	Group code of the MCC Group. If this parameter is not supplied and this is a new card request then the default group for the cards product is used. If the default group is not required, you can remove it by passing a space character ' '. The MCC group allows the card to be linked to a list of Merchant Category Codes (MCCs) that the card is allowed to or conversely is NOT allowed to transact at. Note: The MCC Group is set up and configured via Smart Client.	Optional	Omit
<PERMSGGroup>	AN	1	10	Group code of the Usage Group. If this parameter is not supplied and this is a new card request then the default group for the cards product is used. If this parameter is not supplied and this is a new card request then the default group for the cards product will be used. If the default group is not required, you can remove it passing a space character ' '. Note: The Usage Group is set up and configured via Smart Client.	Optional	Omit
<FeeGroup>	AN	1	10	Group code of the Fee Group. If this parameter is not supplied and this is a new card request then the default group for the cards product is used. If the default group is not required, you can remove it by passing a space character ' '. Note: The Fee Group is set up and configured via Smart Client.	Optional	Omit
<SchedFeeGroup>	AN	1	10	Group code of the Scheduled Fee Group. If this parameter is not supplied and this is a new card request then the default group for the cards product will be used. If the default group is not required, it can be removed by passing a space character ' '. Note: The Scheduled Fee Group is set up and configured via Smart Client.	Optional	Omit
<WSFeeGroup>	AN	1	10	Code of the Web Service Fee Group (). If this parameter is not supplied and this is a new card	Optional	Omit

Tag	Type	Minimum Length	Maximum Length	Description	Request	Response
				request then the default group for the cards product is used. If the default group is not required, you can remove it by passing a space character ' '. WSFeeGroup allows the card to be linked to a set of web service fees that are set up on the system. Note: The Web Service Fee Group is set up and configured via Smart Client.		
<ProductRef>	AN	1	50	The physical card design reference as used by the Card Manufacturer. Identifies the <i>PRODUCT_REF</i> field in the XML file sent to the card manufacturer.	Optional	Omit
<CarrierType>	AN	1	30	The Carrier Product design reference as used by the Card Manufacturer. This is the letter onto which the card is attached when sent to the cardholder. Identifies the Carrier Product type of the Card Manufacturer.	Optional	Omit
<Fulfil1>	AN	1	50	Free text field which can be used for transferring extra information to the card manufacturer, for example, to be printed on the Carrier. Identifies the <i>FULFIL1</i> field in the XML file sent to the card manufacturer.	Optional	Omit
<Fulfil2>	AN	1	50	Free text field which can be used for transferring extra information to the card manufacturer, for example, to be printed on the Carrier. Identifies the <i>FULFIL2</i> field in the XML file sent to the card manufacturer.	Optional	Omit
<DelvMethod>	AN	1	1	The delivery method for the card. Options include: 0 = Standard delivery; 1 = Registered mail; 2 = Direct delivery; 3 = Customized DelvMethod 1; 4 = Customized DelvMethod 2; 5 = Customized DelvMethod 3; 6 = Customized DelvMethod 4; 7 = Customized DelvMethod 5; Default value is 0	Optional	Omit
<ThermalLine1>	AN	1	120	Free text field which can be used for transferring extra information to be printed on the card. For example, to add a customer service phone number.	Optional	Omit
<ThermalLine2>	AN	1	70	Free text field which can be used for transferring extra information to be printed on the card. For example, to add a link to your service terms and conditions.	Optional	Omit
<Lang>	AN	1	2	Two digit ISO 639-1 Language code to be used for card mailers (e.g., En = English; Fr = French). Note: the available languages depend on the card manufacturer support. Also used if bespoke SMS templates are set up.	Optional	Omit
<EmbossLine4>	AN	1	27	The card's embossed line 4 on the front of the card. Could be used for example, to add an account number or sort code.	Optional	Omit
<ImageId>	AN	1	16	Reference which identifies the card manufacturer's image file that will be printed on the face of the card.	Optional	Omit
<LogoFrontId>	AN	1	30	Reference which identifies the card manufacturer's logo file that will be printed on the face of the card.	Optional	Omit
<LogoBackId>	AN	1	30	Reference which identifies the card manufacturer's logo file that will be printed on the back	Optional	Omit

Tag	Type	Minimum Length	Maximum Length	Description	Request	Response
				of the card, if supported.		
<Replacement>	N	1	1	Whether the card is a new card or a replacement. The possible values are: 0 = new card; 1 = replacement card. Needs to be agreed with the card manufacturer. Note: Do not use a value '1', which is for legacy usage only; to replace a card, we recommend you use Card Renew : <code>ws_renew_card</code> .	Mandatory	Omit
<PrimaryToken>	AN	1	9	The primary card's public token. If it is blank then the newly created card is a primary card, otherwise it is the secondary card in a primary/secondary relationship. Cannot be the token of a card that is already linked as a secondary card.	Optional	Omit
<Delv_AddrL1>	AN	1	50	Card purchaser's /delivery address line 1. Mandatory if 'Delivery Address' fields are specified.	Optional	Omit
<Delv_AddrL2>	AN	1	50	Card purchaser's/delivery address line 2.	Optional	Omit
<Delv_AddrL3>	AN	1	50	Card purchaser's /delivery address line 3.	Optional	Omit
<Delv_City>	AN	1	20	Card purchaser's /delivery address delivery city. Mandatory if <Delv_AddrL1> is present, and <Delv_PostCode> is not present.	Optional	Omit
<Delv_Postcode>	AN	1	10	The delivery code for the card. If specified, the card manufacturer sends all cards with the same delivery code to the specified delivery address.	Optional	Omit
<Delv_County>	AN	1	20	Card purchaser's /delivery address county.	Optional	Omit
<Delv_Country>	AN	1	3	Card purchaser's /delivery address country 3-digit ISO country code (e.g., 826 for UK). Mandatory if <Delv_AddrL1> is present.	Optional	Omit
<Delv_Code>	AN	1	12	The delivery code for the card. If specified, the card manufacturer sends all cards with the same delivery code to the specified delivery address.	Optional	Omit
<Sms_Required>	AN	1	1	Whether an SMS is sent to the cardholder with the card's CVV. 1 = yes; 0 = No. The default is '1'. The SMS is configurable.	Optional	Omit
<CardManufacturer>	AN	1	10	The manufacturer to send the card generation request to. For example: <i>TCT, AllPay, GNC, Gemalto, Nitecrest</i> and <i>Exceet</i> . For a full list, see Card Manufacturers . If omitted, the default for the Card Scheme will be used.	Optional	Omit
<CoBrand>	AN	1	6	The Co-Brand code for the card. If supplied it will replace the <i>PROGRAMID</i> field in the <i>Balance XML</i> file.	Optional	Omit
<PublicToken>	AN	1	9	The card's public token. The public token of the newly-created card is always returned in the response. If a replacement card is required, specify the 9-digit public token of the original card.	Conditional	Mandatory
<ExternalAuth>	AN	1	1	External Authorisation flag. Possible values are: 0 = Do not set External Authorisation on; 1 = Set External Authorisation. Empty value defaults to 0. Note: For legacy use only. Not applicable if using EHI.	Optional	Omit
<LinkageGroup>	AN	1	10	Group code of the Card Linkage Group. If this parameter is not supplied and this is a new card request then the default group for the cards product will be used. If the default group is not required, you can remove it by passing a space	Optional	Omit

Tag	Type	Minimum Length	Maximum Length	Description	Request	Response
				character ' '. Note: The Card Linkage Group is set up and configured via Smart Client.		
<VanityName>	AN	1	32	Enables you to add an additional alternative form of title to the card, e.g. "Company Director". Can appear on <i>Embossed Line 4</i> , or <i>Thermal Line 1</i> and <i>Thermal Line 2</i> , if configured in Smart Client, and be recorded in the card purchaser details.	Optional	Omit
<PBlock>	AN	4	12	Initial value of the card PIN.	Optional	Omit
<PINMailer>	AN	1	1	Whether to send a PIN Mailer: 0 = No (default); 1 = Yes. If 1, GPS sends instructions in the file to the manufacturer for them to create a PIN Mailer letter.	Optional	Omit
<FXGroup>	AN	1	10	Group code of the FX Fee Group. If this parameter is not supplied and this is a new card request then the default group for the cards product is used. If the default group is not required, you can remove it by passing a space character ' '. Note: The FX Fee Group is set up and configured via Smart Client.	Optional	Omit
<Email>	AN	1	50	Email address of the cardholder.	Optional	Omit
<MailOrSMS>	AN	1	1	The cardholder's preferred contact method. 0 = SMS; 1 = email. 2 = SMS and email. Default value is '0'.	Optional	Omit
<AuthCalendarGroup>.	AN	1	10	Group code of the Card Auth Calendar Group (controls the time when a card can be used). If this parameter is not supplied and this is a new card request then the default group for the cards product will be used. If the default group is not desired, it can be removed by passing a space character ' '.	Optional	Omit
<BlackList>	AN	1	10	Group code of the card acceptor Blacklist. See Card Acceptor Blacklist .	Optional	Omit
<WhiteList>	AN	1	10	Group code of the card acceptor Whitelist. See Card Acceptor Whitelist .	Optional	Omit
<PaymentTokenUsageGroup>	AN	1	10	Payment token usage group code (for details, check with your Implementation Manager). This is a numeric value; only digits 0-9 are valid. Leave empty if no usage group is required.	Optional	Omit

Note: All tags marked as mandatory in the XML input document must be supplied. Tags marked as conditional can also be mandatory in some circumstances. You must always include the conditional tags in your request, even if the value is empty. For example: <FirstName></FirstName>. Tags marked as optional do not need to be included.

Request

```

<soapenv:Envelope xmlns:soapenv="http://schemas.xmlsoap.org/soap/envelope/" xmlns:hyp="http://www.globalprocessing.ae/HyperionWeb">
  <soapenv:Header>
    <hyp:AuthSoapHeader>
      <hyp:strUserName>[Soap Username]</hyp:strUserName>
      <hyp:strPassword>[Soap Password]</hyp:strPassword>
    </hyp:AuthSoapHeader>
  </soapenv:Header>
  <soapenv:Body>
    <hyp:Ws_BulkCreation>
      <hyp:doc>
        <CRDREQ>
          <CARD>
            <IssCode>[IssCode]</IssCode>
            <ClientCode>[User Id]</ClientCode>
            <Title>[Card holder's Title]</Title>
            <LastName>[Last name]</LastName>
            <FirstName>[First name]</FirstName>
            <Addr11>[Address Line 1]</Addr11>
            <Addr12>[Address Line 2]</Addr12>
            <City>[City]</City>
          </CARD>
        </CRDREQ>
      </hyp:doc>
    </hyp:Ws_BulkCreation>
  </soapenv:Body>
</soapenv:Envelope>

```

```

<PostCode>[Postcode]</PostCode>
<Country>[Numeric Country code]</Country>
<Mobile>[Card holder's Mobile number]</Mobile>
<CardDesign>[Numeric Card Dedign Code]</CardDesign>
<ExternalRef>[External Reference Number of the card]</ExternalRef>
<DOB>[Card Holder's date of birth]</DOB>
  <TerminalID>[Identification number of the card terminal]</TerminalID>
<LoadValue>[Amount load to the card]</LoadValue>
<CurCode>[Alphabetic currency code]</CurCode>
<Reason>[Notes]</Reason>
  <AccCode>[6 digit passcode]</AccCode>
<ItemSrc>[Item source]</ItemSrc>
<LoadFundsType>[Load fund type]</LoadFundsType>
<LoadSrc>[Load source]</LoadSrc>
<LoadFee>[Load fee]</LoadFee>
<LoadedBy>[User who load the card]</LoadedBy>
<CreateImage>[Numeric code for image creation]</CreateImage>
<CreateType>[Type of the card Virtual/Physical]</CreateType>
<CustAccount>[Customer account number]</CustAccount>
<ActivateOrNot>[Parameter to specify the card is activate or not 1/0]</ActivateOrNot>
<ExpDate>[Cards expiry date]</ExpDate>
<CardName>[Card's Emboss name]</CardName>
<LimitsGroup>[Group code of the group limit]</LimitsGroup>
<MCCGroup>[Group code of the MCC group]</MCCGroup>
<PERMSGGroup>[Group code of the Usage group]</ PERMSGGroup>
  <ProductRef>[Product reference code]</ProductRef>
  <CarrierType>[Carrier Type]</CarrierType>
  <Fulfil1>[FULFIL1]</Fulfil1>
  <Fulfil2>[FULFIL2]</Fulfil2>
    <DelvMethod>[Delivery method]</DelvMethod>
    <ThermalLine1>[Thermal line 1]</ThermalLine1>
    <ThermalLine2>[Thermal line 2]</ThermalLine2>
    <EmbossLine4>[Emboss line 4]</EmbossLine4>
    <ImageId>[Image file id]</ImageId>
    <LogoFrontId>[Front logo id]</LogoFrontId>
    <LogoBackId>[Back logo id]</LogoBackId>
    <Replacement>[Replacement flag]</Replacement>
  <FeeGroup>[Group code of fee group]</FeeGroup>
  <PrimaryToken>[Public token of primary card]</PrimaryToken>
  <Delv_AddrL1>[Delivery Address Line 1]</Delv_AddrL1>
  <Delv_AddrL2>[Delivery Address Line 2]</Delv_AddrL2>
<Delv_AddrL3>[Delivery Address Line 3]</Delv_AddrL3>
<Delv_City>[Delivery City]</Delv_City>
<Delv_PostCode> [Delivery Postcode]</Delv_PostCode>
<Delv_County>[Delivery County]</Delv_County>
<Delv_Country>[Delivery Country]</Delv_Country>
<Sms_Required>[SMS Required(1/0)]</ Sms_Required >
<SchedFeeGroup>[Recurring fee group code]</SchedFeeGroup>
<WSFeeGroup>[WS fee group code]</WSFeeGroup>
<CardManufacturer>[Card manufacturer]</CardManufacturer>
<CoBrand>[Cobrand]</CoBrand>
<PublicToken>[Public token, in case of card replacement]</PublicToken>
<ExternalAuth>[Parameter to set external authorization 1/0]</ExternalAuth>
<LinkageGroup>[Card linkage group]</LinkageGroup>
<VanityName>[Vanity name]</VanityName>
<PBlock>[4-12 digit PIN]</PBlock>
<PINMailer>[PIN Mailer - 1/0]</PINMailer>
<FxGroup>[Group code of the FX Fee Group]</FxGroup>
<Email>[e-mail address]</Email>
<MailOrSMS>[Decide to send e-mail or SMS (1/0)]</MailOrSMS>
<AuthCalendarGroup>[Authorisation calendar group]</AuthCalendarGroup>
<BlackList>[Card acceptor black list]</BlackList>
<WhiteList>[Card acceptor white list]</WhiteList>
<PaymentTokenUsageGroup>[Payment Token Usage Id - Numeric]</PaymentTokenUsageGroup>
</CARD>
<CARD>
<IssCode>[IssCode]</IssCode>
  <ClientCode>[User Id]</ClientCode>
  <Title>[Card holder's Title]</Title>
  <LastName>[Last name]</LastName>
  <FirstName>[First name]</FirstName>
  <Addr11>[Address Line 1]</Addr11>
  <Addr12>[Address Line 2]</Addr12>
  <City>[City]</City>
  <PostCode>[Postcode]</PostCode>
  <Country>[Numeric Country code]</Country>
  <Mobile>[Card holder's Mobile number]</Mobile>
  <CardDesign>[Numeric Card Dedign Code]</CardDesign>
  <ExternalRef>[External Reference Number of the card]</ExternalRef>
  <DOB>[Card Holder's date of birth]</DOB>
    <TerminalID>[Identification number of the card terminal]</TerminalID>
  <LoadValue>[Amount load to the card]</LoadValue>
  <CurCode>[Alphabetic currency code]</CurCode>
  <Reason>[Notes]</Reason>
    <AccCode>[6 digit passcode]</AccCode>
  <ItemSrc>[Item source]</ItemSrc>
  <LoadFundsType>[Load fund type]</LoadFundsType>
  <LoadSrc>[Load source]</LoadSrc>
  <LoadFee>[Load fee]</LoadFee>
  <LoadedBy>[User who load the card]</LoadedBy>
  <CreateImage>[Numeric code for image creation]</CreateImage>
  <CreateType>[Type of the card Virtual/Physical]</CreateType>
    <Fulfil1>[FULFIL1]</Fulfil1>
    <Fulfil2>[FULFIL2]</Fulfil2>
  <CustAccount>[Customer account number]</CustAccount>
  <ActivateOrNot>[Parameter to specify the card is activate or not 1/0]</ActivateOrNot>
  <ExpDate>[Cards expiry date]</ExpDate>
  <CardName>[Card's Emboss name]</CardName>
  <LimitsGroup>[Group code of the group limit]</LimitsGroup>

```

```

<MCCGroup>[Group code of the MCC group]</MCCGroup>
<PERMSGGroup>[Group code of the Usage group]</ PERMSGGroup>
  <ProductRef>[Product reference code]</ProductRef>
  <CarrierType>[Carrier Type]</CarrierType>
  <DelvMethod>[Delivery method]</DelvMethod>
  <ThermalLine1>[Thermal line 1]</ThermalLine1>
  <ThermalLine2>[Thermal line 2]</ThermalLine2>
  <EmbossLine4>[Emboss line 4]</EmbossLine4>
  <ImageId>[Image file id]</ImageId>
  <LogoFrontId>[Front logo id]</LogoFrontId>
  <LogoBackId>[Back logo id]</LogoBackId>
  <Replacement>[Replacement flag]</Replacement>
<FeeGroup>[Group code of fee group]</FeeGroup>
<PrimaryToken>[Public token of primary card]</PrimaryToken>
<Delv_AddrL1>[Delivery Address Line 1]</Delv_AddrL1>
<Delv_AddrL2>[Delivery Address Line 2]</Delv_AddrL2>
<Delv_AddrL3>[Delivery Address Line 3]</Delv_AddrL3>
<Delv_City>[Delivery City]</Delv_City>
<Delv_PostCode> [Delivery Postcode]</Delv_PostCode>
<Delv_County>[Delivery County]</Delv_County>
<Delv_Country>[Delivery Country]</Delv_Country>
<Sms_Required>[SMS Required(1/0)]</ Sms_Required >
<SchedFeeGroup>[Recurring fee group code]</SchedFeeGroup>
<WSFeeGroup>[WS fee group code]</WSFeeGroup>
<CardManufacturer>[Card manufacturer]</CardManufacturer>
<CoBrand>[Cobrand]</CoBrand>
<PublicToken>[Public token, in case of card replacement]</PublicToken>
<ExternalAuth>[Parameter to set external authorization 1/0]</ExternalAuth>
<LinkageGroup>[Card linkage group]</LinkageGroup>
<VanityName>[Vanity name]</VanityName>
<PBlock>[4-12 digit PIN]</PBlock>
<PINMailer>[PIN Mailer - 1/0]</PINMailer>
<FxGroup>[Group code of the FX Fee Group]</FxGroup>
<Email>[e-mail address]</Email>
<MailOrSMS>[Decide to send e-mail or SMS (1/0)]</MailOrSMS>
<AuthCalendarGroup>[Authorisation calendar group]</AuthCalendarGroup>
<BlackList>[Card acceptor black list]</BlackList>
<WhiteList>[Card acceptor white list]</WhiteList>
<PaymentTokenUsageGroup>[Payment Token Usage Id - Numeric]</PaymentTokenUsageGroup>
</CARD>
  </CRDREQ>
</hyp:doc>
</hyp:Ws_BulkCreation>
</soapenv:Body>
</soapenv:Envelope>

```

Response

```

<soap:Envelope xmlns:soap="http://schemas.xmlsoap.org/soap/envelope/" xmlns:xsi="http://www.w3.org/2001/XMLSchema-instance" xmlns:xsd="http://www.w3.org/2001/XMLSchema">
  <soap:Body>
    <Ws_BulkCreationResponse xmlns="http://www.globalprocessing.ae/HyperionWeb">
      <Ws_BulkCreationResult>
        <CardsCreated>2</CardsCreated>
        <CardsNotCreated>2</CardsNotCreated>
        <ActionCode>000</ActionCode>
        <RequestWithError> </RequestWithError>
        <CARDS xmlns="">
          <CARD>
            <IssCode>[Issuer code]</IssCode>
            <PublicToken>[Public token of the newly created card]</PublicToken>
            <ExternalRef>[External reference number of the card]</ExternalRef>
            <ItemID>[Transaction Id]</ItemID>
            <ClientCode>[User Id]</ClientCode>
            <SysDate>[System date in YYYY-MM-DD format]</SysDate>
            <ActionCode>000</ActionCode>
            <LoadValue>[Load Amount]</LoadValue>
            <IsLive>ture/false </IsLive>
            <ExpDate>Card's Expiry date</ExpDate>
            <CVV>Emboss CVV</CVV>
            <MaskedPAN>Masked card number</MaskedPAN>
          </CARD>
          <CARD>
            <IssCode>[Issuer code]</IssCode>
            <PublicToken>[Public token of the newly created card]</PublicToken>
            <ExternalRef>[External reference number of the card]</ExternalRef>
            <ItemID>[Transaction Id]</ItemID>
            <ClientCode>[User Id]</ClientCode>
            <SysDate>[System date in YYYY-MM-DD format]</SysDate>
            <ActionCode>000</ActionCode>
            <LoadValue>[Load Amount]</LoadValue>
            <IsLive>ture/false</IsLive>
            <ExpDate>Card's Expiry date</ExpDate>
            <CVV>Emboss CVV</CVV>
            <MaskedPAN>Masked card number</MaskedPAN>
          </CARD>
        </CARDS>
      </Ws_BulkCreationResult>
    </Ws_BulkCreationResponse>
  </soap:Body>
</soap:Envelope>

```

Card Activate

API: [Ws_Activate](#)

This web service sets the status of the card to *active* to enable Mastercard or Visa network transactions. It is used to activate cards issued in an *inactive* state.

Note: When converting from a virtual to a physical card, further activation is required on the physical card to ensure the converted details are updated on the GPS host.

Record Description

Tag	Type	Minimum Length	Maximum Length	Description	Request	Response
<WSID>	N	1	19	Web service ID. Should be unique for every web service request sent. Tip: You could use a number based on the current date and time, as long as it is unique (e.g., 20201217145006).	Mandatory	Mandatory
<IssCode>	AN	1	4	GPS Issuer (Program Manager) Code. Assigned by GPS.	Mandatory	Mandatory
<TxnCode>	AN	1	2	The Transaction Code. See Transaction Codes . Default value is 10.	Mandatory	Mandatory
<ClientCode>	AN	1	64	User ID of the customer using the service. Only applicable to systems using member logins. Returned in the response if present in the request. Note: Legacy field. Not used.	Optional	Conditional
<Title>	AN	1	4	Cardholder's title. Also used as the card purchaser's title if no delivery address is supplied.	Optional	Omit
<LastName>	AN	1	20	Cardholder's last name. If no delivery address is supplied it is also assumed to be the card purchaser's last name.	Optional	Omit
<FirstName>	AN	1	20	Cardholder's first name. Also used as the card purchaser's first name if no delivery address is supplied. Mandatory if <lastName> is present.	Conditional	Omit
<Addr1>	AN	1	50	Cardholder's address line 1. Also used as the card purchaser's address line 1 if no delivery address is supplied. Mandatory if 'Address' fields are specified.	Conditional	Omit
<Addr2>	AN	1	50	Cardholder's address line 2. Also used as the card purchaser's address line 2 if no delivery address is supplied.	Optional	Omit
<City>	AN	1	20	Cardholder's home city. Also used as the card purchaser's city if no delivery address is supplied. Mandatory if <addrL1> is present, and <postcode> is not present.	Conditional	Omit
<PostCode>	AN	1	10	Cardholder's home postcode. Also used as the card purchaser's postcode if no postcode is supplied. Mandatory if <addrL1> is present, and <city> is not present. See Postcode Permitted Characters .	Conditional	Omit
<Country>	AN	1	3	Cardholder's country of residence. This is represented as a 3 digit ISO country code (e.g. 826 for UK). Mandatory if <addrL1> is present.	Conditional	Omit
<ActMethod>	AN	1	1	Method used for card activation. See Activation Methods .	Mandatory	Omit
<PAN>	AN	16	19	Card Number. Unique card identifier. Mandatory in request if <track2> and <PublicToken> are not present.	Conditional	Omit
<Track2>	AN	1	40	The card's Track 2. Mandatory in request if <PAN> and <PublicToken> are not present, when the value of <AuthType> is '7' or when the value of <actMethod> is '4'. In virtual card creation <track2> is not present in the request.	Conditional	Omit
<PublicToken>	AN	1	9	The card's public token. Mandatory in request if <PAN> and <Track2> are not present. In virtual card creation <PublicToken> is not required in the request. Mandatory in the response.	Conditional	Mandatory
<DOB>	YYYY-MM-	10	10	The cardholder's date of birth.	Conditional	Omit

Tag	Type	Minimum Length	Maximum Length	Description	Request	Response
	DD					
<CVV>	AN	3	3	Card Verification Value, the 3-digit code printed on the back of the card. Mandatory if the value of <ActMethod> is '2'.	Conditional	Omit
<AccCode>	AN	0	6	Access code or passcode, which can be used to set a code which is validated during activation (e.g. via the GPS IVR system). If provided, must be 6 digits; leading zeroes are acceptable. Mandatory if the value of <AuthType> is '4'. Leave empty if not required. Mandatory if the value of <ActMethod> is '3'. If <ActMethod> is '3', the provided access code is used for activation only; the GPS stored value will not be updated. Leave empty if not required.	Conditional	Omit
<ExpDate>	YYYY-MM-DD	10	10	Expiry date. You can use this field to update the card expiry date. If not supplied, the expiry date from when the card was issued will be used.	Optional	Omit
<LocDate>	YYYY-MM-DD	10	10	The local current date in <i>year-month-date</i> format.	Mandatory	Mandatory
<LocTime>	HHMMSS	6	6	The local current time, in <i>hour-minute-second</i> format.	Mandatory	Mandatory
<Reason>	AN	1	60	Reason for the card's status change. Overrides default of 'Card Activated' that is shown in the card processor. Text is shown in the Smart Client Tracker screen.	Optional	Omit
<ItemSrc>	N	1	2	Source field to define alternate fees. Legacy field for information purposes only; see Item Source Types . Suggest using 0.	Mandatory	Omit
<SMSBalance>	N	1	1	Whether to send an SMS regarding the details of transaction amount and available balance to the customer after each card use. 0 or False = Do not send; 1 or True = Send; 2 = Do not change current value.	Mandatory	Omit
<IsLive>	N	1	1	Specifies whether the card is active or not. 1 or True = Active; 0 or False = Not Active.	Omit	Mandatory
<SysDate>	YYYY-MM-DD	10	10	The system processing date.	Omit	Mandatory
<ActionCode>	AN	3	3	The action code for the response. See Action Codes .	Omit	Mandatory

Security Details

Tag	Type	Minimum Length	Maximum Length	Description	Request	Response
<SecId>	N	1	8	Do not use. Set to 0.	Mandatory	Omit
<SecVal>	AN	1	64	Do not use.	Optional	Omit
<SecValPos>	N	1	2	Do not use. Set to 0.	Mandatory	Omit

Request

```
<soapenv:Envelope xmlns:soapenv="http://schemas.xmlsoap.org/soap/envelope/" xmlns:hyp="http://www.globalprocessing.ae/HyperionWeb">
  <soapenv:Header>
    <hyp:AuthSoapHeader>
      <hyp:strUserName>*****</hyp:strUserName>
      <hyp:strPassword>*****</hyp:strPassword>
    </hyp:AuthSoapHeader>
  </soapenv:Header>
  <soapenv:Body>
    <hyp:Ws_Activate>
      <hyp:WSID>1234</hyp:WSID>
      <hyp:IssCode>ABCD</hyp:IssCode>
      <hyp:TxnCode>0</hyp:TxnCode>
      <hyp:ClientCode></hyp:ClientCode>
      <hyp>Title>Mr</hyp>Title>
      <hyp:LastName>Lastname</hyp:LastName>
      <hyp:FirstName>Firstname</hyp:FirstName>
      <hyp:Addr11>Office 13, Telfords Yard </hyp:Addr11>
      <hyp:Addr12>6-8 The Highway, Wapping</hyp:Addr12>
      <hyp:City>London</hyp:City>
      <hyp:PostCode>E1W 2BS</hyp:PostCode>
      <hyp:Country>826</hyp:Country>
    </hyp:Ws_Activate>
  </soapenv:Body>
</soapenv:Envelope>
```

```

    <hyp:ActMethod>6</hyp:ActMethod>
    <hyp:PAN></hyp:PAN>
    <hyp:Track2></hyp:Track2>
    <hyp:PublicKey>123456789</hyp:PublicKey>
    <hyp:DOB></hyp:DOB>
    <hyp:CVV></hyp:CVV>
    <hyp:AccCode></hyp:AccCode>
    <hyp:ExpDate></hyp:ExpDate>
    <hyp:LocDate>2013-01-01</hyp:LocDate>
    <hyp:LocTime>120000</hyp:LocTime>
    <hyp:Reason></hyp:Reason>
    <hyp:ItemSrc>2</hyp:ItemSrc>
    <hyp:SecID>0</hyp:SecID>
    <hyp:SecVal></hyp:SecVal>
    <hyp:SecValPos>0</hyp:SecValPos>
    <hyp:SMSBalance>0</hyp:SMSBalance>
  </hyp:Ws_Activate>
</soapenv:Body>
</soapenv:Envelope>

```

Response

```

<soap:Envelope xmlns:soap="http://schemas.xmlsoap.org/soap/envelope/" xmlns:xsi="http://www.w3.org/2001/XMLSchema-instance" xmlns:xsd="http://www.w3.org/2001/XMLSchema">
  <soap:Body>
    <Ws_ActivateResponse xmlns="http://www.globalprocessing.ae/HyperionWeb">
      <Ws_ActivateResult>
        <WSID>1234</WSID>
        <IssCode>ABCD</IssCode>
        <TxnCode>0</TxnCode>
        <PublicKey>123456789</PublicKey>
        <LocDate>2013-01-01</LocDate>
        <LocTime>120000</LocTime>
        <ClientCode/>
        <SysDate>2013-01-01</SysDate>
        <ActionCode>000</ActionCode>
        <IsLive>true</IsLive>
      </Ws_ActivateResult>
    </Ws_ActivateResponse>
  </soap:Body>

```

Card Phone Activation

API: [Ws_Phone_Activation](#)

This web service enables activation of a card by phone. It also returns the PIN and the PIN status of that card.

Record Description

Tag	Type	Minimum Length	Maximum Length	Description	Request	Response
<PAN>	AN	16	19	Card Number. Unique card identifier. Mandatory in request if <track2> and <PublicToken> are not present.	Conditional	Omit
<PublicToken>	AN	1	9	The card's public token. Mandatory in request if <PAN> and <Track2> are not present. In virtual card creation <PublicToken> is not required in the request. Mandatory in the response.	Conditional	Mandatory
<SecurityCode>	N	6	6	The card's 6 digit security code. Mandatory when <AuthType> is 4.	Mandatory	Omit
<ActivateIfNot>	N	1	1	If set to 1, then returns the PIN number of the card and activates the card if not already activated.	Mandatory	Omit
<AuthType>	AN	1	1	Parameter to specify how the card should be authenticated. See Authentication Methods .	Mandatory	Omit
<ActionCode>	AN	3	3	The action code for the response. See Action Codes .	Omit	Mandatory
<IsLive>	N	1	1	Specifies whether the card is active or not. 1 or True = Active; 0 or False = Not Active.	Omit	Mandatory
<PinBlock>	AN	4	12	Current PIN number of the card, represented as a 4-12 digit PIN block.	Omit	Mandatory
<PINStatus>	N	1	1	Indicates whether the allowed number of card PIN tries has been exceeded. 0 = No; 1 = Yes.	Omit	Mandatory

Request

```
<soapenv:Envelope xmlns:soapenv="http://schemas.xmlsoap.org/soap/envelope/" xmlns:hyp="http://www.globalprocessing.ae/HyperionWeb">
  <soapenv:Header>
    <hyp:AuthSoapHeader>
      <hyp:strUserName>*****</hyp:strUserName>
      <hyp:strPassword>*****</hyp:strPassword>
    </hyp:AuthSoapHeader>
  </soapenv:Header>
  <soapenv:Body>
    <hyp:Ws_Phone_Activation>
      <hyp:PAN></hyp:PAN>
      <hyp:PublicToken>123456789</hyp:PublicToken>
      <hyp:SecurityCode>0</hyp:SecurityCode>
      <hyp:ActivateIfNot>0</hyp:ActivateIfNot>
      <hyp:AuthType>1</hyp:AuthType>
    </hyp:Ws_Phone_Activation>
  </soapenv:Body>
</soapenv:Envelope>
```

Response

```
<soap:Envelope xmlns:soap="http://schemas.xmlsoap.org/soap/envelope/" xmlns:xsi="http://www.w3.org/2001/XMLSchema-instance" xmlns:xsd="http://www.w3.org/2001/XMLSchema">
  <soap:Body>
    <Ws_Phone_ActivationResponse xmlns="http://www.globalprocessing.ae/HyperionWeb">
      <Ws_Phone_ActivationResult>
        <PublicToken>123456789</PublicToken>
        <ActionCode>000</ActionCode>
        <IsLive>true</IsLive>
        <PinBlock>1234</PinBlock>
        <PINStatus>0</PINStatus>
      </Ws_Phone_ActivationResult>
    </Ws_Phone_ActivationResponse>
  </soap:Body>
</soap:Envelope>
```

Card Activate and Load

API: [Ws_Activate_Load](#)

This web service allows simultaneous load and activation of cards. This is a common requirement for cards sold from kiosks or from retail stores. For cards ordered over the internet, delayed activation provides added security by ensuring that any card stolen or lost in the post cannot be used.

Note: If the card already has a balance, then you cannot load again as part of activate load. In this case, use [Ws_Activate](#) and [Ws_Load](#) separately.

Record Description

Tag	Type	Minimum Length	Maximum Length	Description	Request	Response
<WSID>	N	1	19	Web service ID. Should be unique for every web service request sent. Tip: You could use a number based on the current date and time, as long as it is unique (e.g., 20201217145006).	Mandatory	Mandatory
<IssCode>	AN	1	4	GPS Issuer (Program Manager) Code. Assigned by GPS.	Mandatory	Mandatory
<TxnCode>	AN	1	2	The Transaction Code. See Transaction Codes . Default value is 10.	Mandatory	Mandatory
<ClientCode>	AN	1	64	User ID of the customer using the service. Only applicable to systems using member logins. Returned in the response if present in the request. Note: Legacy field. Not used.	Optional	Conditional
<Title>	AN	1	4	The cardholder's title.	Optional	Omit
<LastName>	AN	1	20	The cardholder's last name. Mandatory if the value of <AuthType> is '6'.	Conditional	Omit
<FirstName>	AN	1	20	The cardholder's first name. Mandatory if <lastName> is present and the value of <AuthType> is not '6'.	Conditional	Omit
<Addr1>	AN	1	50	Address line 1. Mandatory if 'Address' fields are being specified.	Conditional	Omit
<Addr2>	AN	1	50	Cardholder's address line 2. Also used as the card purchaser's address line 2 if no delivery address is supplied.	Optional	Omit
<City>	AN	1	20	Cardholder's home city. Also used as the card purchaser's city if no delivery address is supplied. Mandatory if <addrL1> is present, and <postcode> is not present.	Conditional	Omit
<PostCode>	AN	1	10	Cardholder's home postcode. Also used as the card purchaser's postcode if no postcode is supplied. Mandatory if <addrL1> is present, and <city> is not present. See Post-code Permitted Characters .	Conditional	Omit
<Country>	AN	1	3	Cardholder's country of residence. This is represented as a 3 digit ISO country code (e.g. 826 for UK). Mandatory if <addrL1> is present.	Conditional	Omit
<ActMethod>	AN	1	1	Method used for card activation. See Activation Methods .	Mandatory	Omit
<AuthType>	AN	1	1	Parameter to specify how the card should be authenticated. See Authentication Methods .	Mandatory	Omit
<PAN>	AN	16	19	Card Number. Unique card identifier. In virtual card creation PAN is not present in the request. Mandatory in the response if <PANorToken> is 1.	Conditional	Conditional
<Track2>	AN	1	40	The card's Track 2. Mandatory in request if <PAN> and <PublicToken> are not present, when the value of <AuthType> is '7' or when the value of <actMethod> is '4'. In virtual card creation <track2> is not present in the request.	Conditional	Omit
<PublicToken>	AN	1	9	The card's public token. Mandatory in request if <PAN> and <Track2> are not present. In virtual card creation <PublicToken> is not required in the request. Mandatory in	Conditional	Mandatory

Tag	Type	Minimum Length	Maximum Length	Description	Request	Response
				the response.		
<CardDesign>	AN	1	8	The identifier of the card product, or Product ID , within GPS. For details, check with your Implementation Manager. Mandatory if not a replacement card request. Note: this is not the same field as the CrdDesign or ProductRef .	Conditional	Omit
<ExternalRef>	AN	1	30	External reference code for the card. Note: Legacy field. Not used.	Optional	Conditional
<DOB>	YYYY-MM-DD	10	10	The cardholder's date of birth. Mandatory if the value of <actMethod> is '1' or <AuthType> is '2' or '6'. Otherwise, may be supplied for informational purposes or as part of cardholder registration.	Conditional	Omit
<CVV>	AN	3	3	Card Verification Value, the 3-digit code printed on the back of the card. Mandatory if the value of <actMethod> is '2' or <AuthType> is '3'.	Conditional	Mandatory
<AccCode>	AN	0	6	Access code or passcode, which can be used to set a code which is validated during activation (e.g. via the GPS IVR system). If provided, must be 6 digits; leading zeroes are acceptable. Mandatory if the value of <AuthType> is '4'. Leave empty if not required. Mandatory if the value of <actMethod> is '3' or <AuthType> is '4'. If <actMethod> is '3', the access code is used for activation only and the stored value will not be updated. When used for authentication, the provided access code cannot be used to update the stored value.	Conditional	Omit
<LocDate>	YYYY-MM-DD	10	10	The local current date in <i>year-month-date</i> format.	Mandatory	Mandatory
<LocTime>	HHMMSS	6	6	The local current time, in <i>hour-minute-second</i> format.	Mandatory	Mandatory
<TerminalID>	AN	1	15	Point of Sale (POS) or other terminal identifier, such as a hostname.	Optional	Omit
<LoadValue>	D	1	20	Load value to put on the card. If no load value is required, specify 0.	Mandatory	Mandatory
<CurCode>	AN	3	3	Cardholder's country of residence. This is represented as a 3 digit ISO country code (e.g. 826 for UK). Mandatory if <addrL1> is present.	Mandatory	Omit
<Reason>	AN	1	60	Reason for the card's status change. Overrides default of 'Card Activated' that is shown in the card processor. Text is shown in the Smart Client Tracker screen.	Optional	Omit
<ExpDate>	YYYY-MM-DD	10	10	Expiry date. You can use this field to update the card expiry date. If not supplied, the expiry date from when the card was issued will be used.	Conditional	Mandatory
<ItemSrc>	N	1	5	Source field to define alternate fees. Legacy field for information purposes only; see Item Source Types . Suggest using 0.	Mandatory	Omit
<LoadFundsType>	AN	1	3	Payment method used to load funds onto the card. See Load Fund Types .	Optional	Omit
<LoadSrc>	AN	1	3	The source of the load request is used to determine the fee for the load, if applicable. If omitted, defaults to 14 "Unknown". See Load Sources .	Optional	Omit
<LoadFee>	D	1	20	Fixed fee amount charged to the card purchaser for handling the card purchase and load. If no load fee is required, specify 0. The load fee does not affect the card balance. It is only reported in the XML.	Mandatory	Omit
<LoadedBy>	AN	1	30	User who loaded the card.	Optional	Omit
<ActivateOrNot>	N	1	1	Whether to activate the card while loading. 1 = activate	Mandatory	Omit

Tag	Type	Minimum Length	Maximum Length	Description	Request	Response
				and load; 0 = load only.		
<PANorToken>	N	1	1	Whether to return the PAN with the public token. 1 = return PAN and token. 0 = public token only.	Mandatory	Omit
<CustAccount>	AN	1	25	Cardholder account number or reference number. You can use this reference to find the cards linked to a cardholder. Also displayed in Smart Client as <i>Customer Reference</i> .	Optional	Omit
<SMSBalance>	N	1	1	Whether to send an SMS regarding the details of transaction amount and available balance to the customer after each card use. 0 or False = Do not send; 1 or True = Send; 2 = Do not change current value.	Mandatory	Omit
<SysDate>	YYYY-MM-DD	10	10	The system processing date.	Omit	Mandatory
<ItemID>	AN	1	20	The unique item ID returned for this load.	Omit	Mandatory
<IsLive>	N	1	1	Specifies whether the card is active or not. 1 or True = Active; 0 or False = Not Active.	Omit	Mandatory
<ActionCode>	AN	3	3	The action code for the response. See Action Codes .	Omit	Mandatory
<Description>	AN**	1	150	Description of the load. If supplied, will appear in the <description> tag of a response to a card or account query. See Card Statement (V1) .	Optional	Omit
<BrnCode>	AN	8	8	Branch code (or Agent code) with which the card is associated. If supplied, it will be exported in the XML in CardLoadUnload > Card > branchcode .	Optional	Omit

** Some formatting may be done on this string, see [String Cleaning and Approved Characters](#).

Security fields

Tag	Type	Minimum Length	Maximum Length	Description	Request	Response
<SecID>	N	1	8	Do not use. Set to 0.	Mandatory	Omit
<SecVal>	AN	1	64	Do not use.	Optional	Omit
<SecValPos>	N	1	2	Do not use. Set to 0.	Mandatory	Omit

Request

```
<soapenv:Envelope xmlns:soapenv="http://schemas.xmlsoap.org/soap/envelope/" xmlns:hyp="http://www.globalprocessing.ae/HyperionWeb">
  <soapenv:Header>
    <hyp:AuthSoapHeader>
      <!--Optional: -->
      <hyp:strUserName>*****</hyp:strUserName>
      <!--Optional: -->
      <hyp:strPassword>*****</hyp:strPassword>
    </hyp:AuthSoapHeader>
  </soapenv:Header>
  <soapenv:Body>
    <hyp:Ws_Activate_Load>
      <hyp:WSID>1234</hyp:WSID>
      <hyp:IssCode>ABCD</hyp:IssCode>
      <hyp:TxnCode>10</hyp:TxnCode>
      <hyp:ClientCode></hyp:ClientCode>
      <hyp>Title></hyp>Title>
      <hyp:LastName>Lastname</hyp:LastName>
      <hyp:FirstName>Firstname</hyp:FirstName>
      <hyp:Addr1>Office 13, Telfords Yard</hyp:Addr1>
      <hyp:Addr2>6-8 The Highway, Wapping</hyp:Addr2>
      <hyp:City>London</hyp:City>
      <hyp:PostCode>E1W 2BS</hyp:PostCode>
      <hyp:Country>826</hyp:Country>
      <hyp:ActMethod>6</hyp:ActMethod>
      <hyp:AuthType>1</hyp:AuthType>
      <hyp:PAN></hyp:PAN>
      <hyp:Track2></hyp:Track2>
      <hyp:PublicToken>123456789</hyp:PublicToken>
      <hyp:CardDesign></hyp:CardDesign>
      <hyp:ExternalRef></hyp:ExternalRef>
      <hyp:DOB></hyp:DOB>
      <hyp:CVV></hyp:CVV>
      <hyp:AccCode></hyp:AccCode>
      <hyp:LocDate>2013-01-01</hyp:LocDate>
      <hyp:LocTime>120000</hyp:LocTime>
      <hyp:TerminalID></hyp:TerminalID>
    </hyp:Ws_Activate_Load>
  </soapenv:Body>
</soapenv:Envelope>
```

```

    <hyp:LoadValue>10</hyp:LoadValue>
    <hyp:CurCode>GBP</hyp:CurCode>
    <hyp:Reason></hyp:Reason>
    <hyp:ExpDate></hyp:ExpDate>
    <hyp:ItemSrc>2</hyp:ItemSrc>
    <hyp:LoadFundsType>4</hyp:LoadFundsType>
    <hyp:LoadSrc>10</hyp:LoadSrc>
    <hyp:LoadFee>0.0</hyp:LoadFee>
    <hyp:SecID>0</hyp:SecID>
    <hyp:SecVal></hyp:SecVal>
    <hyp:SecValPos>0</hyp:SecValPos>
    <hyp:LoadedBy></hyp:LoadedBy>
    <hyp:ActivateOrNot>1</hyp:ActivateOrNot>
    <hyp:PANorToken>1</hyp:PANorToken>
    <hyp:CustAccount></hyp:CustAccount>
    <hyp:SMSBalance>0</hyp:SMSBalance>
    <hyp:BrnCode>Branch 12</hyp:BrnCode >
  </hyp:Ws_Activate_Load>
</soapenv:Body>
</soapenv:Envelope>

```

Response

```

<soap:Envelope xmlns:soap="http://schemas.xmlsoap.org/soap/envelope/" xmlns:xsi="http://www.w3.org/2001/XMLSchema-instance" xmlns:xsd="http://www.w3.org/2001/XMLSchema">
  <soap:Body>
    <Ws_Activate_LoadResponse xmlns="http://www.globalprocessing.ae/HyperionWeb">
      <Ws_Activate_LoadResult>
        <WSID>1234</WSID>
        <IssCode>ABCD</IssCode>
        <TxnCode>10</TxnCode>
        <PAN>1234567891234567</PAN>
        <PublicToken>123456789</PublicToken>
        <CVV>194</CVV>
        <ExternalRef/>
        <LocDate>2013-01-01</LocDate>
        <LocTime>120000</LocTime>
        <ItemID>0</ItemID>
        <ClientCode/>
        <SysDate>2013-01-01</SysDate>
        <ActionCode>000</ActionCode>
        <ExpDate>2015-03-31</ExpDate>
        <LoadValue>10</LoadValue>
        <IsLive>true</IsLive>
      </Ws_Activate_LoadResult>
    </Ws_Activate_LoadResponse>
  </soap:Body>
</soap:Envelope>

```

Card Load

API: [Ws_Load](#)

This web service is used to load or re-load a card with a specified amount.

Note: The load will fail if the card has the status of 14 invalid, 41 lost, 43 stolen, 54 expired, 62 restricted or 88 destroyed.

Record Description

Tag	Type	Minimum Length	Maximum Length	Description	Request	Response
<WSID>	N	1	19	Web service ID. Should be unique for every web service request sent. Tip: You could use a number based on the current date and time, as long as it is unique (e.g., 20201217145006).	Mandatory	Mandatory
<IssCode>	AN	1	4	GPS Issuer (Program Manager) Code. Assigned by GPS.	Mandatory	Mandatory
<TxnCode>	AN	1	2	The Transaction Code. See Transaction Codes . Default value is 1 for the initial load and 20 for any subsequent load.	Mandatory	Mandatory
<ClientCode>	AN	1	64	User ID of the customer using the service. Only applicable to systems using member logins. Returned in the response if present in the request. Note: Legacy field. Not used.	Optional	Conditional
<AuthType>	AN	1	1	Parameter to specify how the card should be authenticated. See Authentication Methods .	Mandatory	Omit
<PAN>	AN	16	19	Card Number. Unique card identifier. Mandatory in request if <track2> and <PublicToken> are not present.	Conditional	Omit
<Track2>	AN	1	40	The card's Track 2. Mandatory in request if <PAN> and <PublicToken> are not present, when the value of <AuthType> is '7' or when the value of <actMethod> is '4'. In virtual card creation <track2> is not present in the request.	Conditional	Omit
<PublicToken>	AN	1	9	The card's public token. Mandatory in request if <PAN> and <Track2> are not present. In virtual card creation <PublicToken> is not required in the request. Mandatory in the response.	Conditional	Mandatory
<DOB>	YYYY-MM-DD	10	10	The cardholder's date of birth. Mandatory if the value of <AuthType> is '2' or '6'.	Conditional	Omit
<CVV>	AN	3	3	Card Verification Value, the 3-digit code printed on the back of the card.	Conditional	Omit
<AccCode>	AN	0	6	Access code or passcode. If provided, must be 6 digits, leading zeroes are acceptable. Leave empty if not required.	Conditional	Omit
<LastName>	AN	1	20	Cardholder's last name. If no delivery address is supplied it is also assumed to be the card purchaser's last name. Mandatory if the value of <AuthType> is '6'.	Conditional	Omit
<LocDate>	YYYY-MM-DD	10	10	The local current date in <i>year-month-date</i> format.	Mandatory	Mandatory
<LocTime>	HHMMSS	6	6	The local current time, in <i>hour-minute-second</i> format.	Mandatory	Mandatory
<TerminalID>	AN	1	15	Point of Sale (POS) or other terminal identifier, such as a hostname.	Optional	Omit
<LoadValue>	D	1	20	Load value to put on the card.	Mandatory	Omit
<CurrCode>	AN	3	3	3-letter ISO currency code for the currency to load (e.g. EUR). Mandatory only when specifying a LoadValue that is not zero. This must match the card's currency or the action will fail.	Mandatory	Omit

Tag	Type	Minimum Length	Maximum Length	Description	Request	Response
<LoadFundsType>	AN	1	3	Payment method of funds for the load. See Load Fund Types .	Optional	Omit
<LoadSrc>	AN	1	3	The source of the load request is used to determine the fee for the load, if applicable. If omitted, defaults to 14 "Unknown". See Load Sources .	Optional	Omit
<LoadFee>	D	1	20	Fixed fee amount charged to the card purchaser for handling the card purchase and load. If no load fee is required, specify 0. The load fee does not affect the card balance. It is only reported in the XML.	Optional	Omit
<LoadedBy>	AN	1	30	User who loaded the card.	Optional	Omit
<Description>	AN**	1	150	Description of the load. If supplied, will appear in the <description> tag of a response to a card or account query. See Card Statement (V1) .	Optional	Omit
<BrnCode>	AN	8	8	Branch code (or Agent code) with which the card is associated. If supplied, it will be exported in the XML in CardLoadUnload > Card > branchcode .	Optional	Omit
<Sms_Required>	AN	1	1	Whether an SMS is sent to the cardholder with the card's CVV. 1 = yes; 0 = No. The default is '1'. The SMS is configurable.	Optional	Omit
<SysDate>	YYYY-MM-DD	10	10	The system processing date.	Omit	Mandatory
<ItemId>	AN	1	20	The unique item ID returned for this load.	Omit	Mandatory
<ActionCode>	AN	3	3	The action code for the response. See Action Codes .	Omit	Mandatory

Security

Tag	Type	Minimum Length	Maximum Length	Description	Request	Response
<SecId>	N	1	8	Do not use. Set to 0	Mandatory	Omit
<SecVal>	AN	1	64	Do not use.	Optional	Omit
<SecValPos>	N	1	2	Do not use. Set to 0	Mandatory	Omit

** Some formatting may be done on this string, see [String Cleaning and Approved Characters](#).

Request

```
<soapenv:Envelope xmlns:soapenv="http://schemas.xmlsoap.org/soap/envelope/" xmlns:hyp="http://www.globalprocessing.ae/HyperionWeb">
  <soapenv:Header>
    <hyp:AuthSoapHeader>
      <hyp:strUserName>*****</hyp:strUserName>
      <hyp:strPassword>*****</hyp:strPassword>
    </hyp:AuthSoapHeader>
  </soapenv:Header>
  <soapenv:Body>
    <hyp:Ws_Load>
      <hyp:WSID>1234</hyp:WSID>
      <hyp:IssCode>ABCD</hyp:IssCode>
      <hyp:TxnCode>1</hyp:TxnCode>
      <hyp:ClientCode></hyp:ClientCode>
      <hyp:AuthType>1</hyp:AuthType>
      <hyp:PAN></hyp:PAN>
      <hyp:Track2></hyp:Track2>
      <hyp:PublicToken>123456789</hyp:PublicToken>
      <hyp:DOB></hyp:DOB>
      <hyp:CVV></hyp:CVV>
      <hyp:AccCode></hyp:AccCode>
      <hyp:LastName></hyp:LastName>
      <hyp:LocDate>2013-01-01</hyp:LocDate>
      <hyp:LocTime>120000</hyp:LocTime>
      <hyp:TerminalID></hyp:TerminalID>
      <hyp:LoadValue>10</hyp:LoadValue>
      <hyp:CurrCode>GBP</hyp:CurrCode>
      <hyp:LoadFundsType>4</hyp:LoadFundsType>
      <hyp:LoadSrc>10</hyp:LoadSrc>
      <hyp:LoadFee>0.0</hyp:LoadFee>
      <hyp:SecID>0</hyp:SecID>
      <hyp:SecVal></hyp:SecVal>
      <hyp:SecValPos>0</hyp:SecValPos>
      <hyp:LoadedBy>Admin</hyp:LoadedBy>
      <hyp:Description>Test Load</hyp:Description >
    </hyp:Ws_Load>
  </soapenv:Body>
</soapenv:Envelope>
```

```
<Sms_Required>string</Sms_Required>
  <hyp:BrnCode>Branch 12</hyp:BrnCode >
</hyp:Ws_Load>
</soapenv:Body>
</soapenv:Envelope>
```

Response

```
<soap:Envelope xmlns:soap="http://schemas.xmlsoap.org/soap/envelope/" xmlns:xsi="http://www.w3.org/2001/XMLSchema-instance" xmlns:xsd="http://www.w3.org/2001/XMLSchema">
  <soap:Body>
    <Ws_LoadResponse xmlns="http://www.globalprocessing.ae/HyperionWeb">
      <Ws_LoadResult>
        <WSID>1234</WSID>
        <IssCode>ABCD</IssCode>
        <TxnCode>1</TxnCode>
        <PublicKey>123456789</PublicKey>
        <LocDate>2013-01-01</LocDate>
        <LocTime>120000</LocTime>
        <ItemID>123</ItemID>
        <ClientCode/>
        <SysDate>2013-01-01</SysDate>
        <ActionCode>000</ActionCode>
      </Ws_LoadResult>
    </Ws_LoadResponse>
  </soap:Body>
</soap:Envelope>
```

Card Unload

API: [Ws_UnLoad](#)

This web service unloads a card. Note that any outstanding, unsettled authorisations on the card could result in the card going into a negative balance.

Note: This service is only applicable for EHI Modes 2 or 3.

Record Description

Tag	Type	Minimum Length	Maximum Length	Description	Request	Response
<WSID>	N	1	19	Web service ID. Should be unique for every web service request sent. Tip: You could use a number based on the current date and time, as long as it is unique (e.g., 20201217145006).	Mandatory	Mandatory
<IssCode>	AN	1	4	GPS Issuer (Program Manager) Code. Assigned by GPS.	Mandatory	Mandatory
<TxnCode>	AN	1	2	The Transaction Code. The default value is '8'. See Transaction Codes .	Mandatory	Mandatory
<ClientCode>	AN	1	64	User ID of the customer using the service. Only applicable to systems using member logins. Returned in the response if present in the request. Note: Legacy field. Not used. Mandatory if the value of <AuthType> is '5'.	Optional	Conditional
<AuthType>	AN	1	1	Parameter to specify how the card should be authenticated. See Authentication Methods .	Mandatory	Omit
<PAN>	AN	16	19	Card Number. Unique card identifier. Mandatory in request if <track2> and <PublicToken> are not present.	Conditional	Omit
<Track2>	AN	1	40	The card's Track 2. Mandatory in request if <PAN> and <PublicToken> are not present or when <AuthType> is '7'.	Conditional	Omit
<PublicToken>	AN	1	9	The card's public token, Mandatory in request if <PAN> and <Track2> are not present. Mandatory in the response.	Conditional	Mandatory
<DOB>	YYYY-MM-DD	10	10	Date of Birth. Mandatory if value of <AuthType> is '2' or '6'.	Conditional	Omit
<CVV>	AN	3	3	Card Verification Value, the 3-digit code printed on the back of the card. Mandatory if the value of <AuthType> is '3'.	Conditional	Omit
<AccCode>	AN	0	6	Access code or passcode. If provided, must be 6 digits, leading zeroes are acceptable. Leave empty if not required. Mandatory if the value of <AuthType> is '4'.	Conditional	Omit
<LastName>	AN	1	20	Cardholder's last name, used to authenticate the cardholder if the value of <AuthType> is '6'.	Conditional	Omit
<LocDate>	YYYY-MM-DD	10	10	The local current date in <i>year-month-date</i> format.	Mandatory	Mandatory
<LocTime>	HHMMSS	6	6	The local current time, in <i>hour-minute-second</i> format.	Mandatory	Mandatory
<TerminalID>	AN	1	15	Point of Sale (POS) or other terminal identifier, such as a hostname.	Optional	Omit
<LoadFundsType>	AN	1	3	Payment method used to load funds onto the card. See Load Fund Types .	Optional	Omit
<LoadSrc>	AN	1	3	The source of the load request is used to determine the fee for the load, if applicable. If omitted, defaults to 14 "Unknown". See Load Sources .	Optional	Omit
<AmtUnLoad>	D	1	20	The requested amount to unload. If 0 will unload the whole amount remaining on the card. If the amount is specified, this amount is returned in the response. Otherwise, the actual amount unloaded (net of fees) is returned.	Mandatory	Mandatory
<CurCode>	AN	3	3	3-letter ISO currency code for the currency (e.g. EUR). If supplied, it will be validated against the cards billing currency.	Optional	Mandatory
<LoadedBy>	AN	1	30	User who loaded the card.	Optional	Omit

Tag	Type	Minimum Length	Maximum Length	Description	Request	Response
<Description>	AN**	1	150	Description of the load. If supplied, will appear in the <description> tag of a response to a card or account query. See Card Statement (V1) .	Optional	Omit
<AvlBal>	D	1	20	The current balance on the card account. This includes all financial transactions and outstanding authorisations.	Omit	Mandatory
<BlkAmt>	D	1	20	Amount of funds blocked on the card account as a result of all outstanding authorisations.	Omit	Mandatory
<ItemId>	AN	1	20	The unique item ID returned for this load.	Omit	Mandatory
<ActionCode>	AN	3	3	The action code for the response. See Action Codes .	Omit	Mandatory
<SysDate>	YYYY-MM-DD	10	10	The system processing date.	Omit	Mandatory

** Some formatting may be done on this string, see [String Cleaning and Approved Characters](#).

Security

Tag	Type	Minimum Length	Maximum Length	Description	Request	Response
<SecId>	N	1	8	Do not use. Set to 0.	Mandatory	Omit
<SecVal>	AN	1	64	Do not use.	Optional	Omit
<SecValPos>	N	1	2	Do not use. Set to 0	Mandatory	Omit

Request

```
<soapenv:Envelope xmlns:soapenv="http://schemas.xmlsoap.org/soap/envelope/" xmlns:hyp="http://www.globalprocessing.ae/HyperionWeb">
  <soapenv:Header>
    <hyp:AuthSoapHeader>
      <hyp:strUserName>*****</hyp:strUserName>
      <hyp:strPassword>*****</hyp:strPassword>
    </hyp:AuthSoapHeader>
  </soapenv:Header>
  <soapenv:Body>
    <hyp:Ws_UnLoad>
      <hyp:WSID>1234</hyp:WSID>
      <hyp:IssCode>ABCD</hyp:IssCode>
      <hyp:TxnCode>8</hyp:TxnCode>
      <hyp:ClientCode></hyp:ClientCode>
      <hyp:AuthType>1</hyp:AuthType>
      <hyp:PAN></hyp:PAN>
      <hyp:Track2></hyp:Track2>
      <hyp:PublicToken>123456789</hyp:PublicToken>
      <hyp:DOB></hyp:DOB>
      <hyp:CVV></hyp:CVV>
      <hyp:AccCode></hyp:AccCode>
      <hyp:LastName></hyp:LastName>
      <hyp:LocDate>2013-01-01</hyp:LocDate>
      <hyp:LocTime>120000</hyp:LocTime>
      <hyp:TerminalID></hyp:TerminalID>
      <hyp:LoadFundsType>4</hyp:LoadFundsType>
      <hyp:LoadSrc>10</hyp:LoadSrc>
      <hyp:AmtUnLoad>10</hyp:AmtUnLoad>
      <hyp:SecID>0</hyp:SecID>
      <hyp:SecVal></hyp:SecVal>
      <hyp:SecValPos>0</hyp:SecValPos>
      <hyp:LoadedBy> </hyp:LoadedBy>
    </hyp:Ws_UnLoad>
  </soapenv:Body>
</soapenv:Envelope>
```

Response

```
<soap:Envelope xmlns:soap="http://schemas.xmlsoap.org/soap/envelope/" xmlns:xsi="http://www.w3.org/2001/XMLSchema-instance" xmlns:xsd="http://www.w3.org/2001/XMLSchema">
  <soap:Body>
    <Ws_UnLoadResponse xmlns="http://www.globalprocessing.ae/HyperionWeb">
      <Ws_UnLoadResult>
        <WSID>1234</WSID>
        <IssCode>ABCD</IssCode>
        <TxnCode>8</TxnCode>
        <PublicToken>123456789</PublicToken>
        <LocDate>2013-01-01</LocDate>
        <LocTime>120000</LocTime>
        <AmtUnLoad>10</AmtUnLoad>
        <ClientCode/>
        <SysDate>2013-01-01</SysDate>
        <ActionCode>000</ActionCode>
        <AvlBal>3</AvlBal>
        <BlkAmt>1</BlkAmt>
        <ItemID>1234</ItemID>
      </Ws_UnLoadResult>
    </Ws_UnLoadResponse>
  </soap:Body>
</soap:Envelope>
```

```
    <CurCode>GBP</CurCode>
  </Ws_UnLoadResult>
</Ws_UnLoadResponse>
</soap:Body>
</soap:Envelope>
```

MVC Card Activation and Load

API: [Ws_Activate_MVCLoad](#)

This web service allows simultaneous load and activation of a Master Virtual Cards (MVC). It combines the functions of [Ws_BalanceTransfer](#) and [Ws_Activate](#) for clients that are using MVCs.

Record Description

Tag	Type	Minimum Length	Maximum Length	Description	Request	Response
<WSID>	N	1	19	Web service ID. Should be unique for every web service request sent. Tip: You could use a number based on the current date and time, as long as it is unique (e.g., 20201217145006).	Mandatory	Mandatory
<IssCode>	AN	1	4	GPS Issuer (Program Manager) Code. Assigned by GPS.	Mandatory	Mandatory
<TxnCode>	AN	1	2	The Transaction Code. See Transaction Codes . Default value is 10.	Mandatory	Mandatory
<Title>	AN	1	4	Cardholder's title. Also used as the card purchaser's title if no delivery address is supplied.	Optional	Omit
<LastName>	AN	1	20	Cardholder's last name. If no delivery address is supplied it is also assumed to be the card purchaser's last name.	Optional	Omit
<FirstName>	AN	1	20	Member's first name Mandatory if <LastName> is present and the value of <ActMethod> is not '6'.	Conditional	Omit
<Addr1>	AN	1	50	Address Line 1 Mandatory if 'Address' fields are being specified	Conditional	Omit
<Addr2>	AN	1	50	Address line 2	Optional	Omit
<City>	AN	1	20	Cardholder's home city. Also used as the card purchaser's city if no delivery address is supplied. Mandatory if <addrL1> is present, and <post-code> is not present.	Conditional	Omit
<Postcode>	AN	1	10	Cardholder's home postcode. Also used as the card purchaser's post-code if no postcode is supplied. Mandatory if <addrL1> is present, and <city> is not present. See Postcode Permitted Characters .	Conditional	Omit
<Country>	AN	1	3	Cardholder's country of residence. This is represented as a 3 digit ISO country code (e.g. 826 for UK). Mandatory if <addrL1> is present.	Conditional	Omit
<ActMethod>	AN	1	1	Method used for card activation. See Activation Methods .	Mandatory	Omit
<AuthType>	AN	1	1	Parameter to specify how the card should be authenticated. See Authentication Methods .	Mandatory	Omit
<PAN>	AN	16	19	Card Number. Unique card identifier. Mandatory in request if <track2> and <PublicToken> are not present.	Conditional	Omit
<PublicToken>	AN	1	9	The card's public token, Mandatory in request if <PAN> is not present. Mandatory in the response.	Conditional	Mandatory
<DOB>	YYYY-MM-DD	10	10	The cardholder's date of birth. Mandatory if the value of <AuthType> is '2' or '6'.	Conditional	Omit
<CVV>	AN	3	3	Card Verification Value, the 3-digit code printed on the back of the card. Mandatory if the value of <AuthType> is '3'.	Conditional	Omit
<AccCode>	AN	0	6	Access code or passcode, which can be used to set a code which is validated during activation (e.g. via the GPS IVR system). If provided, must be 6 digits; leading zeroes are acceptable. Mandatory if the value of <AuthType> is '4'. Leave empty if not required.	Conditional	Omit
<LocDate>	YYYY-MM-DD	10	10	The local current date in <i>year-month-date</i> format.	Mandatory	Mandatory
<LocTime>	HHMMSS	6	6	The local current time, in <i>hour-minute-second</i> format.	Mandatory	Mandatory
<MVCPAN>	AN	16	19	MVC card unique identifier. Mandatory if <MVCToken> is not present in the request.	Conditional	Omit

Tag	Type	Minimum Length	Maximum Length	Description	Request	Response
<MVCToken>	AN	16	19	The MVC card's public token.	Conditional	Mandatory
<AmtTxn>	D	1	20	The requested amount to transfer. If not specified, the full card balance is transferred. The actual amount transferred is returned in the response.	Mandatory	Mandatory
<CurCode>	AN	3	3	3-letter ISO currency code for the currency to load (e.g. EUR). Mandatory only when specifying a LoadValue that is not zero. This must match the card's currency or the action will fail.	Conditional	Mandatory
<LoadSrc>	AN	1	3	The source of the load request is used to determine the fee for the load, if applicable. For transfers between Primary and Secondary cards, the value must be 68. If omitted, defaults to 14 - <i>Unknown</i> for normal transfers, but 68 for Primary-Secondary card transfers. See Load Sources .	Optional	Omit
<LoadedBy>	AN	1	30	User who loaded the card.	Optional	Omit
<Description>	AN**	1	150	Description of the load. If supplied, will appear in the <description> tag of a response to a card or account query. See Card Statement (V1) .	Optional	Omit
<FeeWaiver>	N	1	1	Indicates whether to waive any web service fee set up on the system: 0 = No, 1 = Yes, 2 = Waive the fee on the "from" card only, 3= Waive the fee on the "to" card only. Default is 0.	Optional	Omit
<BrnCode>	AN	8	8	Branch code (or Agent code) with which the card is associated. If supplied, it will be exported in the XML in CardLoadUnload > Card > branchcode .	Optional	Omit
<ActivateOrNot>	N	1	1	Whether to activate the card while loading. 1 = activate and load; 0 = load only.	Mandatory	Omit
<ExpDate>	YYYY-MM-DD	10	10	Card expiry date. If left blank, updates with the default expiry date, based on the Card Scheme's validity period in months, otherwise updates with the input value. This also applies to replacement cards. The actual physical expiry is returned in MM/YY format.	Optional	Omit
<ItemSrc>	N	1	2	Source field to define alternate fees. Legacy field for information purposes only; see Item Source Types . Suggest using 0.	Mandatory	Omit
<SmsBalance>	N	1	1	Whether to send an SMS regarding the details of transaction amount and available balance to the customer after each card use. 0 or False = Do not send; 1 or True = Send; 2 = Do not change current value.	Optional	Omit
<IsLive>	N	1	1	Specifies whether the card is active or not. 1 or True = Active; 0 or False = Not Active.	Omit	Mandatory
<AvlBal>	D	1	20	The current balance on the card account. This includes all financial transactions and outstanding authorisations.	Omit	Mandatory
<BlkAmt>	D	1	20	Amount of funds blocked on the card account as a result of all outstanding authorisations.	Omit	Mandatory
<ItemId>	AN	1	20	The unique item ID for this Card Transfer. The ID returned is the ID relating to the 'unload' leg of the transfer, that is, the unload from the MVC.	Omit	Mandatory
<SysDate>	YYYY-MM-DD	10	10	The system processing date.	Omit	Mandatory
<ActionCode>	AN	3	3	The action code for the response. See MVC Action Codes .	Omit	Mandatory

** Some formatting may be done on this string, see [String Cleaning and Approved Characters](#).

Request

```
<soapenv:Envelope xmlns:soapenv="http://schemas.xmlsoap.org/soap/envelope/" xmlns:hyp="http://www.globalprocessing.ae/HyperionWeb">
  <soapenv:Header>
    <hyp:AuthSoapHeader>
      <hyp:strUserName>Username</hyp:strUserName>
      <hyp:strPassword>Password</hyp:strPassword>
    </hyp:AuthSoapHeader>
  </soapenv:Header>
  <soapenv:Body>
    <hyp:Ws_Activate_MVCLoad>
      <hyp:WSID>${(long)(Math.random()*Long.MAX_VALUE)}</hyp:WSID>
      <hyp:IssCode>ABCD</hyp:IssCode>
      <hyp:TxnCode>10</hyp:TxnCode>
    </hyp:Ws_Activate_MVCLoad>
  </soapenv:Body>
</soapenv:Envelope>
```

```

<hyp>Title></hyp>Title>
<hyp:LastName></hyp:LastName>
<hyp:FirstName></hyp:FirstName>
<hyp:Addr11></hyp:Addr11>
<hyp:Addr12></hyp:Addr12>
<hyp:City></hyp:City>
<hyp:PostCode></hyp:PostCode>
<hyp:Country></hyp:Country>
<hyp:ActMethod>6</hyp:ActMethod>
<hyp:AuthType>1</hyp:AuthType>
<hyp:PAN></hyp:PAN>
<hyp:PublicToken>670240217</hyp:PublicToken>
<hyp:DOB></hyp:DOB>
<hyp:CVV></hyp:CVV>
<hyp:AccCode></hyp:AccCode>
<hyp:LocDate>${=new java.text.SimpleDateFormat("yyyy-MM-dd").format(new Date())}</hyp:LocDate>
<hyp:LocTime>${=new java.text.SimpleDateFormat("HHmmss").format(new Date())}</hyp:LocTime>
<hyp:MVCPAN></hyp:MVCPAN>
<hyp:MVCToken>669773806</hyp:MVCToken>
<hyp:AmtTxn>10</hyp:AmtTxn>
<hyp:CurCode>USD</hyp:CurCode>
<hyp:LoadSrc>7</hyp:LoadSrc>
<hyp:LoadedBy>Mathews</hyp:LoadedBy>
<hyp>Description>Activation and MVC Load</hyp>Description>
<hyp:FeeWaiver></hyp:FeeWaiver>
<hyp:BrnCode></hyp:BrnCode>
<hyp:ActivateOrNot>1</hyp:ActivateOrNot>
<hyp:ExpDate></hyp:ExpDate>
<hyp:ItemSrc>0</hyp:ItemSrc>
<hyp:SMSBalance></hyp:SMSBalance>
</hyp:Ws_Activate_MVCLoad>
</soapenv:Body>
</soapenv:Envelope>

```

Response

```

<soap:Envelope xmlns:soap="http://schemas.xmlsoap.org/soap/envelope/" xmlns:xsi="http://www.w3.org/2001/XMLSchema-instance" xmlns:xsd="http://www.w3.org/2001/XMLSchema">
  <soap:Body>
    <Ws_Activate_MVCLoadResponse xmlns="http://www.globalprocessing.ae/HyperionWeb">
      <Ws_Activate_MVCLoadResult>
        <WSID>7290533590339256320</WSID>
        <IssCode>ABCD</IssCode>
        <TxnCode>10</TxnCode>
        <PublicToken>670240217</PublicToken>
        <MVCToken>669773806</MVCToken>
        <LocDate>2016-08-12</LocDate>
        <LocTime>181818</LocTime>
        <AmtTxn>10</AmtTxn>
        <CurCode>USD</CurCode>
        <IsLive>true</IsLive>
        <AvlBal>10</AvlBal>
        <BlkAmt>0</BlkAmt>
        <ItemID>123456</ItemID>
        <SysDate>2018-09-26</SysDate>
        <ActionCode>124</ActionCode>
      </Ws_Activate_MVCLoadResult>
    </Ws_Activate_MVCLoadResponse>
  </soap:Body>
</soap:Envelope>

```


MVC Load

API: [Ws_MVCLoad](#)

This web service is used to load funds from Master Virtual Cards (MVC) only. This is similar to balance transfer; the only difference is that the source is always an MVC token.

Record Description

Tag	Type	Minimum Length	Maximum Length	Description	Request	Response
<IssCode>	AN	1	4	GPS Issuer (Program Manager) Code. Assigned by GPS.	Mandatory	Mandatory
<MVCToken>	N	1	9	The MVC card's public token.	Mandatory	Mandatory
<NewToken>	N	1	9	The public token to where funds should be transferred.	Mandatory	Mandatory
<AmtTxn>	D	1	20	The requested amount to transfer. If not specified, the full card balance is transferred. The actual amount transferred is returned in the response.	Com	Mandatory
<CurCode>	AN	3	3	3-letter ISO currency code for the currency to load (e.g. EUR). Mandatory only when specifying a LoadValue that is not zero. This must match the card's currency or the action will fail. Must be supplied in the request if an <AmtTxn> is specified.	Conditional	Mandatory
<LoadedBy>	AN	1	30	User who loaded the card.	Optional	Omit
<SysDate>	YYYY-MM-DD	10	10	The system processing date.	Omit	Mandatory
<AvlBal>	D	1	20	The current balance on the card account. This includes all financial transactions and outstanding authorisations.	Omit	Mandatory
<BlkAmt>	D	1	20	Amount of funds blocked on the card account as a result of all outstanding authorisations.	Omit	Mandatory
<ItemID>	AN	1	20	The unique item ID for this Card Transfer. The ID returned is the ID relating to the 'unload' leg of the transfer, that is, the unload from the MVC..	Omit	Mandatory
<ActionCode>	AN	3	3	The action code for the response. See MVC Action Codes .	Omit	Mandatory
<Description>	AN**	1	150	Description of the load. If supplied, will appear in the <description> tag of a response to a card or account query. See Card Statement (V1) .	Optional	Omit

** Some formatting may be done on this string, see [String Cleaning and Approved Characters](#).

Request

```
<soapenv:Envelope xmlns:soapenv="http://schemas.xmlsoap.org/soap/envelope/" xmlns:hyp="http://www.globalprocessing.ae/HyperionWeb">
  <soapenv:Header>
    <hyp:AuthSoapHeader>
      <hyp:strUserName>*****</hyp:strUserName>
      <hyp:strPassword>*****</hyp:strPassword>
    </hyp:AuthSoapHeader>
  </soapenv:Header>
  <soapenv:Body>
    <hyp:Ws_MVCLoad>
      <hyp:IssCode>ABCD</hyp:IssCode>
      <hyp:MVCToken>102530687</hyp:MVCToken>
      <hyp:NewToken>102531699</hyp:NewToken>
      <hyp:AmtTxn>10</hyp:AmtTxn>
      <hyp:CurCode>GBP</hyp:CurCode>
      <hyp:LoadedBy>GPS USER</hyp:LoadedBy>
    </hyp:Ws_MVCLoad>
  </soapenv:Body>
</soapenv:Envelope>
```

Response

```
<soap:Envelope xmlns:soap="http://schemas.xmlsoap.org/soap/envelope/" xmlns:xsi="http://www.w3.org/2001/XMLSchema-instance" xmlns:xsd="http://www.w3.org/2001/XMLSchema">
  <soap:Body>
    <Ws_MVCLoadResponse xmlns="http://www.globalprocessing.ae/HyperionWeb">
      <Ws_MVCLoadResult>
        <IssCode>IXRS</IssCode>
        <MVCToken>102530687</MVCToken>
        <NewToken>102531699</NewToken>
        <SysDate>2018-02-27</SysDate>
        <ActionCode>000</ActionCode>
        <AvlBal>58</AvlBal>
        <BlkAmt>0</BlkAmt>
        <AmtTxn>10</AmtTxn>
      </Ws_MVCLoadResult>
    </Ws_MVCLoadResponse>
  </soap:Body>
</soap:Envelope>
```

```
<CurCode>GBP</CurCode>  
  <ItemID>2291733350</ItemID>  
</Ws_MVCLoadResult>  
</Ws_MVCLoadResponse>  
</soap:Body>  
</soap:Envelope>
```

MVC Unload

API: [Ws_MVCUnload](#)

This web service allows customers to unload back to a Master Virtual Cards (MVC) only.

Record Description

Tag	Type	Minimum Length	Maximum Length	Description	Request	Response
<IssCode>	AN	1	4	GPS Issuer (Program Manager) Code. Assigned by GPS.	Mandatory	Mandatory
<MVCToken>	N	1	9	The MVC card's public token.	Mandatory	Mandatory
<NewToken>	N	1	9	The public token to where funds should be transferred.	Mandatory	Mandatory
<AmtTxn>	D	1	20	The requested amount to transfer. If not specified, the full card balance is transferred. The actual amount transferred is returned in the response.	Com	Mandatory
<CurCode>	AN	3	3	3-letter ISO currency code for the currency to load (e.g. EUR). Mandatory only when specifying a LoadValue that is not zero. This must match the card's currency or the action will fail. Must be supplied in the request if an <AmtTxn> is specified.	Conditional	Mandatory
<LoadedBy>	AN	1	30	User who loaded the card.	Optional	Omit
<LoadSrc>	AN	1	3	The source of the load request is used to determine the fee for the load, if applicable. If omitted, defaults to 14 "Unknown". See Load Sources . The source of the transfer request. If omitted, defaults to 14 "Unknown".	Optional	Omit
<Description>	AN**	1	150	Description of the load. If supplied, will appear in the <description> tag of a response to a card or account query. See Card Statement (V1) .	Optional	Omit
<SysDate>	YYYY-MM-DD	10	10	The system processing date.	Omit	Mandatory
<AvlBal>	D	1	20	The current balance on the card account. This includes all financial transactions and outstanding authorisations.	Omit	Mandatory
<BlkAmt>	D	1	20	Amount of funds blocked on the card account as a result of all outstanding authorisations.	Omit	Mandatory
<ItemID>	AN	1	20	The unique item ID for this Card Transfer. The ID returned is the ID relating to the 'unload' leg of the transfer, that is, the unload from the MVC..	Omit	Mandatory
<ActionCode>	AN	3	3	The action code for the response. See MVC Action Codes .	Omit	Mandatory

** Some formatting may be done on this string, see [String Cleaning and Approved Characters](#).

Request

```
<soapenv:Envelope xmlns:soapenv="http://schemas.xmlsoap.org/soap/envelope/" xmlns:hyp="http://www.globalprocessing.ae/HyperionWeb">
  <soapenv:Header>
    <hyp:AuthSoapHeader>
      <hyp:strUserName>*****</hyp:strUserName>
      <hyp:strPassword>*****</hyp:strPassword>
    </hyp:AuthSoapHeader>
  </soapenv:Header>
  <soapenv:Body>
    <hyp:Ws_MVCUnload>
      <hyp:IssCode>ABCD</hyp:IssCode>
      <hyp:MVCToken>102530687</hyp:MVCToken>
      <hyp:NewToken>102531699</hyp:NewToken>
      <hyp:AmtTxn>10</hyp:AmtTxn>
      <hyp:CurCode>GBP</hyp:CurCode>
      <hyp:LoadedBy>GPS USER</hyp:LoadedBy>
      <hyp:LoadSrc></hyp:LoadSrc>
    </hyp:Ws_MVCUnload>
  </soapenv:Body>
</soapenv:Envelope>
```

Response

```
<soap:Envelope xmlns:soap="http://schemas.xmlsoap.org/soap/envelope/" xmlns:xsi="http://www.w3.org/2001/XMLSchema-instance" xmlns:xsd="http://www.w3.org/2001/XMLSchema">
  <soap:Body>
    <Ws_MVCUnloadResponse xmlns="http://www.globalprocessing.ae/HyperionWeb">
      <Ws_MVCUnloadResult>
        <IssCode>IXRS</IssCode>
        <MVCToken>102530687</MVCToken>
      </Ws_MVCUnloadResult>
    </Ws_MVCUnloadResponse>
  </soap:Body>
</soap:Envelope>
```

```
<NewToken>102531699</NewToken>
<SysDate>2018-02-27</SysDate>
<ActionCode>000</ActionCode>
<AvlBal>68</AvlBal>
<BlkAmt>0</BlkAmt>
<AmtTxn>10</AmtTxn>
<CurCode>GBP</CurCode>
<ItemID>2291733913</ItemID>
</Ws_MVCUnloadResult>
</Ws_MVCUnloadResponse>
</soap:Body>
</soap:Envelope>
```

Card Change Status

API: [Ws_StatusChange](#)

This web service enables you to change the status of a card, for example to: *Do not honor*, *lost*, *stolen* and *Card destroyed*. For details see [Status Codes](#).

Record Description

Tag	Type	Minimum Length	Maximum Length	Description	Request	Response
<WSID>	N	1	19	Web service ID. Unique for every request.	Mandatory	Mandatory
<IssCode>	AN	1	4	GPS Issuer (Program Manager) Code. Assigned by GPS.	Mandatory	Mandatory
<TxnCode>	AN	1	2	The Transaction Code. See Transaction Codes . Default value 2.	Mandatory	Mandatory
<ClientCode>	AN	1	64	User ID of the customer using the service. Only applicable to systems using member logins. Returned in the response if present in the request. Note: Legacy field. Not used.	Optional	Conditional
<AuthType>	AN	1	1	Parameter to specify how the card should be authenticated. See Authentication Methods .	Mandatory	Omit
<PAN>	AN	16	19	Card Number. Unique card identifier.	Conditional	Omit
<Track2>	AN	1	40	The card's Track 2. Mandatory in request if <PAN> and <PublicToken> are not present or when <AuthType> is '7'.	Conditional	Omit
<PublicToken>	AN	1	9	The card's public token, Mandatory in request if <PAN> and <Track2> are not present. Mandatory in the response.	Conditional	Mandatory
<DOB>	YYYY-MM-DD	10	10	Date of Birth. Mandatory if value of <AuthType> is '2' or '6'.	Conditional	Omit
<CVV>	AN	3	3	Card Verification Value, the 3-digit code printed on the back of the card. Mandatory if the value of <AuthType> is '3'.	Conditional	Omit
<AccCode>	AN	0	6	Access code or passcode. If provided, must be 6 digits, leading zeroes are acceptable. Leave empty if not required. Mandatory if the value of <AuthType> is '4'.	Conditional	Omit
<LastName>	AN	1	20	Cardholder's last name, used to authenticate the cardholder if the value of <AuthType> is '6'.	Conditional	Omit
<LocDate>	YYYY-MM-DD	10	10	The local current date in <i>year-month-date</i> format.	Mandatory	Mandatory
<LocTime>	HHMMSS	6	6	The local current time, in <i>hour-minute-second</i> format.	Mandatory	Mandatory
<NewStatCode>	AN	2	2	New status code to change the card to. See Status Codes . Note: You cannot set an MFX card's status to 98 or 99.	Mandatory	Omit
<Reason>	AN**	1	60	Reason for the status change.	Optional	Omit
<ItemSrc>	N	1	5	Source field which defines the item source type. See Item Source Types . If used, overrides any existing fees for using this web service.	Mandatory	Omit
<TerminalID>	AN**	1	15	Point of Sale (POS) or other terminal identifier, such as a hostname.	Optional	Omit
<SysDate>	YYYY-MM-DD	10	10	The system processing date.	Omit	Mandatory
<ActionCode>	AN	3	3	The action code for the response. See Action Codes .	Omit	Mandatory
<Sms_Required>	AN	1	1	Whether an SMS is sent to the cardholder with the card's CVV. 1 = yes; 0 = No. The default is '1'. The SMS is configurable.	Optional	Omit

** Some formatting may be done on this string, see [String Cleaning and Approved Characters](#).

Security

Tag	Type	Minimum Length	Maximum Length	Description	Request	Response
<SecId>	N	1	8	Do not use. Set to 0	Mandatory	Omit
<SecVal>	AN	1	64	Do not use.	Optional	Omit
<SecValPos>	N	1	2	Do not use. Set to 0	Mandatory	Omit

Request

```
<soapenv:Envelope xmlns:soapenv="http://schemas.xmlsoap.org/soap/envelope/" xmlns:hyp="http://www.globalprocessing.ae/HyperionWeb">
  <soapenv:Header>
    <hyp:AuthSoapHeader>
      <hyp:strUserName>*****</hyp:strUserName>
      <hyp:strPassword>*****</hyp:strPassword>
    </hyp:AuthSoapHeader>
  </soapenv:Header>
  <soapenv:Body>
    <hyp:Ws_StatusChange>
      <hyp:WSID>1234</hyp:WSID>
      <hyp:IssCode>ABCD</hyp:IssCode>
      <hyp:TxnCode>2</hyp:TxnCode>
      <hyp:ClientCode></hyp:ClientCode>
      <hyp:AuthType>1</hyp:AuthType>
      <hyp:PAN></hyp:PAN>
      <hyp:Track2></hyp:Track2>
      <hyp:PublicToken>123456789</hyp:PublicToken>
      <hyp:DOB></hyp:DOB>
      <hyp:CVV></hyp:CVV>
      <hyp:AccCode></hyp:AccCode>
      <hyp:LastName></hyp:LastName>
      <hyp:LocDate>2013-01-01</hyp:LocDate>
      <hyp:LocTime>120000</hyp:LocTime>
      <hyp:NewStatCode>00</hyp:NewStatCode>
      <hyp:Reason></hyp:Reason>
      <hyp:ItemSrc>2</hyp:ItemSrc>
      <hyp:TerminalID></hyp:TerminalID>
      <hyp:SecID>0</hyp:SecID>
      <hyp:SecVal></hyp:SecVal>
      <hyp:SecValPos>0</hyp:SecValPos>
    </hyp:Ws_StatusChange>
  </soapenv:Body>
</soapenv:Envelope>
```

Response

```
<soap:Envelope xmlns:soap="http://schemas.xmlsoap.org/soap/envelope/" xmlns:xsi="http://www.w3.org/2001/XMLSchema-instance" xmlns:xsd="http://www.w3.org/2001/XMLSchema">
  <soap:Body>
    <Ws_StatusChangeResponse xmlns="http://www.globalprocessing.ae/HyperionWeb">
      <Ws_StatusChangeResult>
        <WSID>1234</WSID>
        <IssCode>ABCD</IssCode>
        <TxnCode>2</TxnCode>
        <PublicToken>123456789</PublicToken>
      </Ws_StatusChangeResult>
    </Ws_StatusChangeResponse>
  </soap:Body>
</soap:Envelope>
```

Card Unload and Change Status

API: [Ws_UnLoad_StatusChange](#)

This web service simultaneously unloads the card and changes the card status (e.g., to *expired*).

Record Description

Tag	Type	Minimum Length	Maximum Length	Description	Request	Response
<WSID>	N	1	19	Web service ID. Should be unique for every web service request sent. Tip: You could use a number based on the current date and time, as long as it is unique (e.g., 20201217145006).	Mandatory	Mandatory
<IssCode>	AN	1	4	GPS Issuer (Program Manager) Code. Assigned by GPS.	Mandatory	Mandatory
<TxnCode>	AN	1	2	The Transaction Code. See Transaction Codes . Default value is 11.	Mandatory	Mandatory
<ClientCode>	AN	1	64	User ID of the customer using the service. Only applicable to systems using member logins. Returned in the response if present in the request. Note: Legacy field. Not used. Mandatory if the value of <AuthType> is '5'.	Conditional	Conditional
<AuthType>	AN	1	1	Parameter to specify how the card should be authenticated. See Authentication Methods .	Mandatory	Omit
<PAN>	AN	16	19	Card Number. Unique card identifier. Mandatory in request if <track2> and <PublicToken> are not present.	Conditional	Omit
<Track2>	AN	1	40	The card's Track 2. Mandatory in request if <PAN> and <PublicToken> are not present or when <AuthType> is '7'.	Conditional	Omit
<PublicToken>	AN	1	9	The card's public token, Mandatory in request if <PAN> and <Track2> are not present. Mandatory in the response.	Conditional	Mandatory
<DOB>	YYYY-MM-DD	10	10	Date of Birth. Mandatory if value of <AuthType> is '2' or '6'.	Conditional	Omit
<CVV>	AN	3	3	Card Verification Value, the 3-digit code printed on the back of the card. Mandatory if the value of <AuthType> is '3'.	Conditional	Omit
<AccCode>	AN	0	6	Access code or passcode. If provided, must be 6 digits, leading zeroes are acceptable. Leave empty if not required. Mandatory if the value of <AuthType> is '4'.	Conditional	Omit
<LastName>	AN	1	20	Cardholder's last name, used to authenticate the cardholder if the value of <AuthType> is '6'.	Conditional	Omit
<LocDate>	YYYY-MM-DD	10	10	The local current date in <i>year-month-date</i> format.	Mandatory	Mandatory
<LocTime>	HHMMSS	6	6	The local current time, in <i>hour-minute-second</i> format.	Mandatory	Mandatory
<TerminalID>	AN	1	15	Point of Sale (POS) or other terminal identifier, such as a hostname.	Optional	Omit
<LoadFundsType>	AN	1	3	Payment method used to load funds onto the card. See Load Fund Types .	Optional	Omit
<LoadSrc>	AN	1	3	The source of the load request is used to determine the fee for the load, if applicable. If omitted, defaults to 14 "Unknown". See Load Sources .	Optional	Omit
<AmtUnLoad>	D	1	20	The requested amount to unload. If 0 will unload the whole amount remaining on the card. If the amount is specified, this amount is returned in the response. Otherwise, the actual amount unloaded (net of fees) is returned.	Mandatory	Mandatory
<CurCode>	AN	3	3	3-letter ISO currency code for the currency (e.g. EUR). If supplied, it will be validated against the cards billing currency.	Conditional	Mandatory
<AvlBal>	D	1	20	The current balance on the card account. This includes all financial transactions and outstanding authorisations.	Omit	Mandatory
<BlkAmt>	D	1	20	Amount of funds blocked on the card account as a result of all outstanding authorisations.	Omit	Mandatory

Tag	Type	Minimum Length	Maximum Length	Description	Request	Response
<StatCode>	AN	2	2	The card status to set the card to (e.g. Lost, Stolen and Destroyed). See Status Code . Note: You can't set an MFX card's status to 98 or 99.	Mandatory	Omit
<Reason>	AN	1	60	Reason for the status change.	Optional	Omit
<SysDate>	YYYY-MM-DD	10	10	The system processing date.	Omit	Mandatory
<ItemID>	AN	1	20	The unique item ID returned for this load.	Omit	Mandatory
<ItemSrc>	N	1	5	Source field to define alternate fees. It is used in conjunction with existing fee server Item. See Item Source Types .	Mandatory	Omit
<LoadedBy>	AN	1	30	User who unload amount from the card.	Optional	Omit
<ActionCode>	AN	3	3	The action code for the response. See Action Codes .	Omit	Mandatory

Security

Tag	Type	Minimum Length	Maximum Length	Description	Request	Response
<SecId>	N	1	8	Do not use. Set to 0.	Mandatory	Omit
<SecVal>	AN	1	64	Do not use.	Optional	Omit
<SecValPos>	N	1	2	Do not use. Set to 0.	Mandatory	Omit

Request

```
<soapenv:Envelope xmlns:soapenv="http://schemas.xmlsoap.org/soap/envelope/" xmlns:hyp="http://www.globalprocessing.ae/HyperionWeb">
  <soapenv:Header>
    <hyp:AuthSoapHeader>
      <hyp:strUserName>*****</hyp:strUserName>
      <hyp:strPassword>*****</hyp:strPassword>
    </hyp:AuthSoapHeader>
  </soapenv:Header>
  <soapenv:Body>
    <hyp:Ws_UnLoad_StatusChange>
      <hyp:WSID>12345</hyp:WSID>
      <hyp:IssCode>ABCD</hyp:IssCode>
      <hyp:TxnCode>11</hyp:TxnCode>
      <hyp:ClientCode></hyp:ClientCode>
      <hyp:AuthType>1</hyp:AuthType>
      <hyp:PAN></hyp:PAN>
      <hyp:Track2></hyp:Track2>
      <hyp:PublicToken>123456789</hyp:PublicToken>
      <hyp:DOB></hyp:DOB>
      <hyp:CVV></hyp:CVV>
      <hyp:AccCode></hyp:AccCode>
      <hyp:LastName></hyp:LastName>
      <hyp:LocDate>2013-01-01</hyp:LocDate>
      <hyp:LocTime>120000</hyp:LocTime>
      <hyp:TerminalID></hyp:TerminalID>
      <hyp:LoadFundsType>4</hyp:LoadFundsType>
      <hyp:LoadSrc>10</hyp:LoadSrc>
      <hyp:AmtUnLoad>5</hyp:AmtUnLoad>
      <hyp:CurCode>GBP</hyp:CurCode>
      <hyp:StatCode>56</hyp:StatCode>
      <hyp:Reason>Unload and Status Change</hyp:Reason>
      <hyp:ItemSrc>2</hyp:ItemSrc>
      <hyp:SecID>2</hyp:SecID>
      <hyp:SecVal></hyp:SecVal>
      <hyp:SecValPos>0</hyp:SecValPos>
      <hyp:LoadedBy>Admin</hyp:LoadedBy>
    </hyp:Ws_UnLoad_StatusChange>
  </soapenv:Body>
</soapenv:Envelope>
```

Response

```
<soap:Envelope xmlns:soap="http://schemas.xmlsoap.org/soap/envelope/" xmlns:xsi="http://www.w3.org/2001/XMLSchema-instance" xmlns:xsd="http://www.w3.org/2001/XMLSchema">
  <soap:Body>
    <Ws_UnLoad_StatusChangeResponse xmlns="http://www.globalprocessing.ae/HyperionWeb">
      <Ws_UnLoad_StatusChangeResult>
        <WSID>1234</WSID>
        <IssCode>ABCD</IssCode>
        <TxnCode>11</TxnCode>
        <PublicToken>123456789</PublicToken>
        <LocDate>2013-01-01</LocDate>
        <LocTime>120000</LocTime>
        <AmtUnLoad>5</AmtUnLoad>
        <ClientCode/>
      </Ws_UnLoad_StatusChangeResult>
    </Ws_UnLoad_StatusChangeResponse>
  </soap:Body>
</soap:Envelope>
```



```
<SysDate>2013-01-01</SysDate>  
<ActionCode>000</ActionCode>  
<AvlBal>17</AvlBal>  
<BlkAmt>1</BlkAmt>  
<ItemID>1234</ItemID>  
<CurCode>GBP</CurCode>  
</Ws_UnLoad_StatusChangeResult>  
</Ws_UnLoad_StatusChangeResponse>  
</soap:Body>  
</soap:Envelope>
```

Card PIN Control

API: [WS_PinControl](#)

This web service enables you to set, retrieve, unblock and change the PIN associated with the card.

It also allows you to unblock the CVC2 of a card or mobile device token.

PIN field usage

The table below displays the conditions under which each of the PIN fields must be present in the request and response for each [function](#). Y = the field must be present. Blank = the field must be left empty.

Function	currentPIN		newPIN		confirmPIN	
	Request	Response	Request	Response	Request	Response
00 - Set PIN			Y		Y	
01 - Get PIN		Y				
02 - Change PIN	Y		Y		Y	
03 - Generate and Get PIN		Y				
04 - Unblock PIN						
05 - Send PIN Mailer						
06 - Forward PIN request to external API						
07 - Unblock CVC2						
08 - Unblock PIN and CVC2						

Record Description

Tag	Type	Minimum Length	Maximum Length	Description	Request	Response
<WSID>	N	1	19	Web service ID. Should be unique for every web service request sent. Tip: You could use a number based on the current date and time, as long as it is unique (e.g., 20201217145006).	Mandatory	Mandatory
<IssCode>	AN	1	4	GPS Issuer (Program Manager) Code. Assigned by GPS.	Mandatory	Mandatory
<AuthType>	AN	1	1	Parameter to specify how the card should be authenticated. See Authentication Methods .	Mandatory	Omit
<DOB>	YYYY-MM-DD	10	10	Date of Birth. Mandatory if value of AuthType is '2' or '6'.	Conditional	Omit
<CVV>	AN	3	3	Card Verification Value, the 3-digit code printed on the back of the card. Mandatory if the value of AuthType is '3'.	Conditional	Omit
<AccCode>	AN	0	6	Access code or passcode. If provided, must be 6 digits, leading zeroes are acceptable. Leave empty if not required. Mandatory if the value of AuthType is '4'.	Conditional	Omit
<lastName>	AN	1	20	Cardholder's last name, used to authenticate the cardholder if the value of AuthType is '6'.	Optional	Omit
<locDate>	YYYY-MM-DD	10	10	The local current date in <i>year-month-date</i> format.	Mandatory	Mandatory
<locTime>	HHMMSS	6	6	The local current time, in <i>hour-minute-second</i> format.	Mandatory	Mandatory
<PAN>	AN	16	19	Card Number. Required in request if AuthType is '1', '2', '3', '4' or '6' and PublicToken not present.	Conditional	Omit
<PublicToken>	AN	1	9	The card's public token. Mandatory in request if PAN is not present. Mandatory in the response.	Conditional	Mandatory
<ClientCode>	AN	1	64	User ID of the customer using the service. Only applicable to systems using member logins. Returned in the response if present in the request. Note: Legacy field. Not used.	Conditional	Conditional
<Func>	AN	1	2	PIN function requested: 00 = Set PINCard Verification Value 01 = Get PIN	Mandatory	Omit

Tag	Type	Minimum Length	Maximum Length	Description	Request	Response
				02 = Change PIN 03 = Generate and Get PIN 04 = Unblock PIN 05 = Send PIN mailer 06= Forward PIN request to external API. See Forwarding a PIN request to an External API . 07 = Unblock CVC2 08 = Unblock PIN and CVC2		
<CurrentPin>	AN	4	12	Current PIN. Represented as a 4-12 digit PIN block. Usage depends on the value of <func>. This field is mandatory in the request for function 02. For all other functions, this field is ignored. In the response, this field is mandatory for function 01 and 03. For all other functions, this field is omitted.	Conditional	Conditional
<NewPin>	AN	4	12	New PIN. Represented as a 4-12 digit PIN block. Usage depends on the value of <func>. This field is mandatory in the request for functions 00 and 02. For all other functions, this field is ignored. In the response, this field is omitted.	Conditional	Conditional
<ConfirmPin>	AN	4	12	Confirmation of new PIN. Represented as a 4-12 digit PIN block. Usage depends on the value of <func>. This field is mandatory in the request for functions 00 and 02. For all other functions, this field is ignored. In the response, this field is omitted.	Conditional	Omit
<PINStatus>	N	1	1	Indicates whether the allowed number of card PIN tries has been exceeded. 0 = No; 1 = Yes.	Omit	Mandatory
<Sms_Required>	AN	1	1	Whether to send an SMS to the cardholder with the PIN. 0 = No; 1 = Yes. Default is '0'.	Optional	Omit
<FeeWaiver>	N	1	1	Indicates whether to waive any web service fee set up on the system: 0 = No, 1=Yes. Default is 0.	Optional	Omit
<ExtAPICardID>	AN	1	50	External API card ID if applicable. Follows the UUID canonical format: 'xxxxxxxx-xxxx-xxxx-xxxx-xxxxxxxxxxxx' (with x a hexadecimal char 0->f). If not used, leave blank. Note: Legacy field. Not used.	Optional	Omit
<SysDate>	YYYY-MM-DD	10	10	The system processing date.	Omit	Mandatory
<ActionCode>	AN	3	3	The action code for the response. See Action Codes .	Omit	Mandatory

Forwarding a PIN request to an External API

If the value of <Func> is "06" then GPS will:

1. Check there is an External API associated with the Program Manager of the card. If not, return action code 130.
2. Decrypt the GPS PIN Block and re-encrypt the PIN using the ISO-2 algorithm and KEK key associated with the Program Manager.
3. Call the "PIN by E-channel server" endpoint to deliver the encrypted PIN.
4. Return either success "000" or appropriate action code in the response (see [Action Codes](#)).

Note: The CurrentPIN and NewPIN parameters will be left empty in the response if <Func> is "06".

Request

```
<soapenv:Envelope xmlns:soapenv="http://schemas.xmlsoap.org/soap/envelope/" xmlns:hyp="http://www.globalprocessing.ae/HyperionWeb">
  <soapenv:Header>
    <hyp:AuthSoapHeader>
      <hyp:strUserName>*****</hyp:strUserName>
      <hyp:strPassword>*****</hyp:strPassword>
    </hyp:AuthSoapHeader>
  </soapenv:Header>
  <soapenv:Body>
    <hyp:WS_PinControl>
      <hyp:WSID>1234</hyp:WSID>
      <hyp:IssCode>ABCD</hyp:IssCode>
      <hyp:AuthType>string</hyp:AuthType>
      <hyp:locDate>2013-01-01</hyp:locDate>
      <hyp:locTime>120000</hyp:locTime>
      <hyp:PIN></hyp:PIN>
      <hyp:PublicToken>123456789</hyp:PublicToken>
      <hyp:ClientCode></hyp:ClientCode>
      <hyp:Func>01</hyp:Func>
    </hyp:WS_PinControl>
  </soapenv:Body>
</soapenv:Envelope>
```

```
<hyp:CurrentPin></hyp:CurrentPin>
<hyp:NewPin></hyp:NewPin>
<hyp:ConfirmPin></hyp:ConfirmPin>
<hyp:Sms_Required>1</hyp:Sms_Required>
<hyp:ExtAPICardID></hyp:ExtAPICardID>
</hyp:WS_PinControl>
</soapenv:Body>
</soapenv:Envelope>
```

Response

```
<soap:Envelope xmlns:soap="http://schemas.xmlsoap.org/soap/envelope/" xmlns:xsi="http://www.w3.org/2001/XMLSchema-instance" xmlns:xsd="http://www.w3.org/2001/XMLSchema">
  <soap:Body>
    <WS_PinControlResponse xmlns="http://www.globalprocessing.ae/HyperionWeb">
      <WS_PinControlResult>
        <WSID>1234</WSID>
        <IssCode>ABCD</IssCode>
        <PublicKey>123456789</PublicKey>
        <ClientCode/>
        <CurrentPin>1234</CurrentPin>
        <NewPin/>
        <LocDate>2013-01-01</LocDate>
        <LocTime>120000</LocTime>
        <SysDate>2013-01-01</SysDate>
        <ActionCode>000</ActionCode>
        <PINStatus>0</PINStatus>
      </WS_PinControlResult>
    </WS_PinControlResponse>
  </soap:Body>
</soap:Envelope>
```

Card Extend Expiry Date

API: [Ws_ExtendExpiry](#)

This web service enables you to change the GPS expiry date of a card.

Note: The GPS expiry refers to the expiry date held by GPS, calculated based on the GPS validity period from the ProductMaster. This web service does not allow you to change the physical expiry date embossed on the card, calculated based on the card validity period from the SchemeMaster.

The use of this web service is primarily when a scheme operates a shorter validity period within GPS than the embossed expiry validity period. In this case you can extend the cardholder's GPS-held expiry period and potentially charge a fee.

Record Description

Tag	Type	Minimum Length	Maximum Length	Description	Request	Response
<WSID>	N	1	19	Web service ID. Unique for every request.	Mandatory	Mandatory
<IssCode>	AN	1	4	GPS Issuer (Program Manager) Code. Assigned by GPS.	Mandatory	Mandatory
<TxnCode>	AN	1	2	The Transaction Code. See Transaction Codes . Default value 17.	Mandatory	Mandatory
<ClientCode>	AN	1	64	User ID of the customer using the service. Only applicable to systems using member logins. Returned in the response if present in the request. Note: Legacy field. Not used.	Optional	Conditional
<LastName>	AN	1	20	Cardholder's last name.	Optional	Omit
<AuthType>	AN	1	1	Parameter to specify how the card should be authenticated. See Authentication Methods .	Mandatory	Omit
<PAN>	AN	16	19	Card Number. Unique card identifier.	Conditional	Omit
<Track2>	AN	1	40	The card's Track 2. Mandatory in request and response if <PAN> and <PublicToken> are not present or when <AuthType> is '4'.	Conditional	Omit
<PublicToken>	AN	1	9	The card's public token, Mandatory in request if <PAN> and <Track2> are not present. Mandatory in the response.	Conditional	Mandatory
<DOB>	YYYY-MM-DD	10	10	The cardholder's date of birth. Mandatory if value of <AuthType> is '2'. Otherwise, may be supplied for informational purposes or as part of cardholder registration. If age-verification is configured and conditions are met, the <crdProduct> associated with the card will be changed. Refer to the <crdProduct> field description in the Cardholder Update message for the impact of this change.	Conditional	Omit
<CVV>	AN	3	3	Card Verification Value, the 3-digit code printed on the back of the card. Mandatory if the value of <AuthType> is '3'.	Conditional	Omit
<AccCode>	AN	0	6	Access code or passcode, which can be used to set a code which is validated during activation (e.g. via the GPS IVR system). If provided, must be 6 digits; leading zeroes are acceptable. Mandatory if the value of <AuthType> is '4'. Leave empty if not required. If <AuthType> is '4', the provided access code is used for activation only; the GPS stored value will not be updated.	Conditional	Omit
<ExpDate>	YYYY-MM-DD	10	10	New GPS-held expiry date.	Mandatory	Mandatory
<LocDate>	YYYY-MM-DD	10	10	The local current date in <i>year-month-date</i> format.	Mandatory	Mandatory
<LocTime>	HHMMSS	6	6	The local current time, in <i>hour-minute-second</i> format.	Mandatory	Mandatory
<Reason>	AN	1	60	Reason for the status change.	Optional	Omit
<AvlBal>	D	1	20	The current balance on the card account. This includes all financial transactions and outstanding authorisations.	Omit	Mandatory
<BlkAmt>	D	1	20	Amount of funds blocked on the card account as a result of all outstanding authorisations.	Omit	Mandatory
<CurCode>	AN	3	3	3-letter ISO currency code for the currency (e.g. EUR).	Omit	Mandatory
<SysDate>	YYYY-MM-	10	10	The system processing date.	Omit	Mandatory

Tag	Type	Minimum Length	Maximum Length	Description	Request	Response
	DD					
<ActionCode>	AN	3	3	The action code for the response. See Action Codes .	Omit	Mandatory

Security

Tag	Type	Minimum Length	Maximum Length	Description	Request	Response
<SecId>	N	1	8	Do not use. Set to 0	Mandatory	Omit
<SecVal>	AN	1	64	Do not use.	Optional	Omit
<SecValPos>	N	1	2	Do not use. Set to 0	Mandatory	Omit

Request

```
<soapenv:Envelope xmlns:soapenv="http://schemas.xmlsoap.org/soap/envelope/" xmlns:hyp="http://www.globalprocessing.ae/HyperionWeb">
  <soapenv:Header>
    <hyp:AuthSoapHeader>
      <hyp:strUserName>*****</hyp:strUserName>
      <hyp:strPassword>*****</hyp:strPassword>
    </hyp:AuthSoapHeader>
  </soapenv:Header>
  <soapenv:Body>
    <hyp:Ws_ExtendExpiry>
      <hyp:WSID>1234</hyp:WSID>
      <hyp:IssCode>ABCD</hyp:IssCode>
      <hyp:TxnCode>17</hyp:TxnCode>
      <hyp:ClientCode></hyp:ClientCode>
      <hyp:LastName></hyp:LastName>
      <hyp:AuthType>1</hyp:AuthType>
      <hyp:PAN></hyp:PAN>
      <hyp:Track2></hyp:Track2>
      <hyp:PublicKey>123456789</hyp:PublicKey>
      <hyp:DOB></hyp:DOB>
      <hyp:CVV></hyp:CVV>
      <hyp:AccCode></hyp:AccCode>
      <hyp:ExpDate>2015-03-31</hyp:ExpDate>
      <hyp:LocDate>2013-01-01</hyp:LocDate>
      <hyp:LocTime>120000</hyp:LocTime>
      <hyp:Reason></hyp:Reason>
      <hyp:SecID>0</hyp:SecID>
      <hyp:SecVal></hyp:SecVal>
      <hyp:SecValPos>0</hyp:SecValPos>
    </hyp:Ws_ExtendExpiry>
  </soapenv:Body>
</soapenv:Envelope>
```

Response

```
<soap:Envelope xmlns:soap="http://schemas.xmlsoap.org/soap/envelope/" xmlns:xsi="http://www.w3.org/2001/XMLSchema-instance" xmlns:xsd="http://www.w3.org/2001/XMLSchema">
  <soap:Body>
    <Ws_ExtendExpiryResponse xmlns="http://www.globalprocessing.ae/HyperionWeb">
      <Ws_ExtendExpiryResult>
        <WSID>1234</WSID>
        <IssCode>ABCD</IssCode>
        <TxnCode>17</TxnCode>
        <PublicKey>123456789</PublicKey>
        <LocDate>2013-01-01</LocDate>
        <LocTime>120000</LocTime>
        <ExpDate>2015-03-31</ExpDate>
        <ClientCode/>
        <SysDate>2013-01-01</SysDate>
        <ActionCode>000</ActionCode>
        <AvlBal>17</AvlBal>
        <BlkAmt>1</BlkAmt>
        <CurCode>GBP</CurCode>
      </Ws_ExtendExpiryResult>
    </Ws_ExtendExpiryResponse>
  </soap:Body>
</soap:Envelope>
```

Card Renew

API: [Ws_Renew_Card](#)

This web service enables you to renew or replace a card. It combines the functionality of card replacement and card renewal. The replacement card will have the same balance that the original card had at the time when the replacement card is activated. Any linked cards will still point to the correct card.

Note: If you are replacing the card with a physical card, then you need to activate the card. See [Card Activate](#).

Record Description

Tag	Type	Minimum Length	Maximum Length	Description	Request	Response
<WSID>	N	1	19	Web service ID. Unique for every request.	Mandatory	Mandatory
<IssCode>	AN	1	4	GPS Issuer (Program Manager) Code. Assigned by GPS.	Mandatory	Mandatory
<PAN>	AN	16	19	Card Number. Mandatory if <PublicToken> is not provided. Mandatory in response. Card number is displayed as masked (e.g., 675926*****1234). If you are PCI compliant, the full PAN can be returned. Check with your Implementation Manager.	Conditional	Mandatory
<PublicToken>	AN	1	9	The card's public token. Mandatory in request if <PAN> is not present. Mandatory in the response.	Conditional	Mandatory
<RenewOptions>	N	1	8	See Renew Options below.	Mandatory	Omit
<ExpDate>	AN	10	10	Expiry Date in YYYY-MM-DD format; this will be forced to the last day of the given month. Mandatory if <RenewOptions> is 8, 10 or 12.	Conditional	Omit
<NewProductID>	N	1	8	GPS Product ID for the new card. Mandatory if <RenewOptions> is 4,5 or 12.	Conditional	Omit
<SendSMS>	N	1	1	Whether an SMS is sent to the cardholder with the card's CVV. 1 = yes; 0 = No. The default is '1'. The SMS is configurable.	Mandatory	Omit
<MailOrSMS>	AN	1	1	The cardholder's preferred contact method. 0 = SMS; 1 = email. 2 = SMS and email. Default value is '0'.	Optional	Omit
<CreateImage>	N	1	1	Specifies whether to create a card image. 1= yes, 0 = No. Images are returned in the <Image> response parameter, encrypted by a pre-shared PGP encryption key.	Optional	Omit
<FeeWaiver>	N	1	1	Indicates whether to waive any web service fee set up on the system: 0 = No, 1=Yes. Default is 0.	Optional	Omit
<ProductRef>	AN	1	50	The physical card design reference as used by the Card Manufacturer. Identifies the <i>PRODUCT_REF</i> field in the XML file sent to the card manufacturer.	Optional	Omit
<DelvMethod>	AN	1	1	The delivery method for the card. Options include: 0 = Standard delivery; 1 = Registered mail; 2 = Direct delivery; 3 = Customized DelvMethod 1; 4 = Customized DelvMethod 2; 5 = Customized DelvMethod 3; 6= Customized DelvMethod 4; 7 = Customized DelvMethod 5; Default value is 0	Optional	Omit
<VirtualCardImage>	AN	1	16	The Image ID for the virtual image for the new card. Image IDs are set up in Smart Client in the Image Master and Virtual Card Images screens. Note. you do not provide an image ID, the default virtual card image for the product is used.	Optional	Omit
<ImageSize>	N	1	1	The size of the virtual image: 1 = 100%; 2 = 200%; 3 = 300%; 4 = 400%; 5 = 500%. Default is 1.	Optional	Omit
<CVV>	AN	3	3	New card CVV.	Omit	Mandatory

Tag	Type	Minimum Length	Maximum Length	Description	Request	Response
<ActionCode>	AN	3	3	The action code for the response. See Action Codes .	Omit	Mandatory
<Image>	Base 64			PGP-encrypted image of the card. Requires configuration within Smart Client. Check with your Implementation Manager.	Omit	Conditional
EWALLETS				If you are renewing an eWallet, the response returns an EWALLET structure.	Omit	Conditional

Renew Options

Description

0 = No options turned on, produce a card identical to the cardholder's current card (used for damaged card replacement)
1 = Calculate a new expiry date.
2 = Use a new card number with same expiry as the replaced card.
3 = Use a new card number with new expiry.
4 = Use a new product with same expiry as replaced card.
5 = Use a new product with new expiry.
8 = Override normal expiry date calculation.
10 = Use new card number and override normal expiry date calculation.
12 = Use new product and override normal expiry date calculation.
16 = Immediate balance transfer.
18 = Immediate balance transfer and use a new card number with same expiry as the replaced card.
19 = Immediate balance transfer and use a new card number with new expiry.
20 = Immediate balance transfer and use a new product with same expiry as replaced card.
21 = Immediate balance transfer and use a new product with new expiry.
26 = Immediate balance transfer and use new card number and override normal expiry date calculation.
28 = Immediate balance transfer and use new product and override normal expiry date calculation.

Note: Do not choose Renew Options 0, 1 and 8 if the card status is 41, 43, 83, 98 or 99.

EWALLET Response Description

Tag	Type	Minimum Length	Maximum Length	Description	Request	Response
<IDENTITY>	AN	1	9	The GPS 16-digit public token. Mandatory in the response.	Omit	Mandatory
<CARDS>				See CARDS Description below.	Omit	Mandatory
<ACCOUNTS>				See ACCOUNTS Description below; may occur multiple times.	Omit	Mandatory

CARDS Description

Tag	Type	Minimum Length	Maximum Length	Description	Request	Response
<PAN>	AN	1	9	Card's physical PAN.	Omit	Mandatory
<CRDCURRCODE>	AN	3	3	3-digit Alpha currency code.	Omit	Mandatory
<CRDPRODUCT>	AN	1	50	GPS product type.	Omit	Mandatory
<CUSTCODE>	AN	1	25	Customer account number. Mandatory in the response if present.	Omit	Conditional
<PRIMARY>	AN	1	1	Indicates if the card is the Primary card. Default value is 'Y'.	Omit	Mandatory
<PROGRAMID>	AN	1	50	Card's program ID.	Omit	Mandatory
<STATCODE>	AN	2	2	The status code of the card. See Status Codes .	Omit	Mandatory
<EXPDATE>	AN	10	10	Expiry date of the card in YYYY-MM-DD format.	Omit	Mandatory

ACCOUNTS Description

Tag	Type	Minimum Length	Maximum Length	Description	Request	Response
<ACCNO>	AN	1	9	Account number of the card.	Omit	Mandatory
<ACCTYPE>	AN	2	2	Type of card account. See Account Types .	Omit	Mandatory
<CURRCODE>	AN	3	3	3-letter ISO currency code for the cardholder's account (billing) currency.	Omit	Mandatory

Tag	Type	Minimum Length	Maximum Length	Description	Request	Response
<FINAMT>	D	1	20	Balance of the account, excluding blocked amount.	Omit	Mandatory
<BLKAMT>	D	1	20	Amount of funds blocked on the card account as a result of all outstanding authorisations.	Omit	Mandatory
<AMTAVL>	D	1	20	Balance of the card account. This includes all financials and outstanding authorisations.	Omit	Mandatory

Request

```
<soapenv:Envelope xmlns:soapenv="http://schemas.xmlsoap.org/soap/envelope/" xmlns:hyp="http://www.globalprocessing.ae/HyperionWeb">
  <soapenv:Header>
    <hyp:AuthSoapHeader>
      <hyp:strUserName>*****</hyp:strUserName>
      <hyp:strPassword>*****</hyp:strPassword>
    </hyp:AuthSoapHeader>
  </soapenv:Header>
  <soapenv:Body>
    <hyp:Ws_Renew_Card>
      <hyp:WSID>1234</hyp:WSID>
      <hyp:IssCode>ABCD</hyp:IssCode>
      <hyp:PAN></hyp:PAN>
      <hyp:PublicToken>123456789</hyp:PublicToken>
      <hyp:RenewOptions>3</hyp:RenewOptions>
      <hyp:ExpDate>2020-01-01</hyp:ExpDate>
      <hyp:NewProductID></hyp:NewProductID>
      <hyp:SendSMS>0</hyp:SendSMS>
      <hyp:MailOrSMS></hyp:MailOrSMS>
      <hyp>CreateImage>0</hyp>CreateImage>
      <hyp:FeeWaiver></hyp:FeeWaiver>
      <hyp:ProductRef></hyp:ProductRef>
      <hyp:DelvMethod></hyp:DelvMethod>
      <hyp:VirtualCardImage></hyp:VirtualCardImage>
      <hyp:ImageSize></hyp:ImageSize>
    </hyp:Ws_Renew_Card>
  </soapenv:Body>
</soapenv:Envelope>
```

Response

```
<soap:Envelope xmlns:soap="http://schemas.xmlsoap.org/soap/envelope/" xmlns:xsi="http://www.w3.org/2001/XMLSchema-instance" xmlns:xsd="http://www.w3.org/2001/XMLSchema">
  <soap:Body>
    <Ws_Renew_CardResponse xmlns="http://www.globalprocessing.ae/HyperionWeb">
      <Ws_Renew_CardResult>
        <WSID>1234</WSID>
        <IssCode>ABCD</IssCode>
        <PAN>999999*****1234</PAN>
        <PublicToken>987654321</PublicToken>
        <ActionCode>000</ActionCode>
        <CVV>404</CVV>
      </Ws_Renew_CardResult>
    </Ws_Renew_CardResponse>
  </soap:Body>
</soap:Envelope>
```

Card Regenerate Image

API: [Ws_Regenerate](#)

This web service enables you to retrieve the card image configured on the GPS platform, which can then be displayed to the cardholder. Card images are stored for both virtual cards and physical cards that have been converted from virtual cards. If a customer wants to see the image some time after card creation you can regenerate the image by using this web service.

Record Description

Tag	Type	Minimum Length	Maximum Length	Description	Request	Response
<PublicToken>	AN	1	9	The card's public token. Mandatory in request and response.	Mandatory	Mandatory
<RegenType>	N	1	1	Whether to regenerate the card. 0 = only return the CVV and do not regenerate; 1 = Regenerate the card only if it has a status of lost or stolen, else recreate the card image (note: legacy only, use Ws_Renew_Card . See Card Renew); 2 = Only create the card image, do not regenerate card.	Mandatory	Omit
<Sms_Required>	N	1	1	Whether an SMS is sent to the cardholder with the card's CVV. 1 = yes; 0 = No. The default is '1'. The SMS is configurable.	Mandatory	Omit
<Sms_Content >	N	1	1	Reserved for future use; set to 0.	Mandatory	Omit
<CVV>	AN	3	3	Card Verification Value, the 3-digit code printed on the back of the card.	Omit	Mandatory
<ActionCode>	AN	3	3	The action code for the response. See Action Codes .	Omit	Mandatory
<Image>	Base64 Binary			PGP-encrypted image of the card. Is only returned if a PGP key has been shared and configured.	Omit	Conditional
<ExternalRef>	AN	1	30	External reference code for the card. Note: Legacy field. Not used.	Optional	Omit
<TerminalID>	AN	1	15	Point of Sale (POS) or other terminal identifier, such as a hostname.	Optional	Omit
< MailOrSMS>	AN	1	1	The cardholder's preferred contact method. 0 = SMS; 1 = email. 2 = SMS and email. Default value is '0'.	Optional	Omit
<CustAccount>	AN	1	25	Cardholder account number or reference number. You can use this reference to find the cards linked to a cardholder. Also displayed in Smart Client as <i>Customer Reference</i> .	Optional	Optional
<PAN>	N	16	19	Card Number displayed as masked. Note: The full PAN can be returned if required, ask for details. Only returned for successful calls.	Omit	Conditional
<WSID>	N	1	19	Web service ID. Unique for every request.	Optional	Omit
<IssCode>	AN	1	4	GPS Issuer (Program Manager) Code. Assigned by GPS.	Optional	Omit
<FeeWaiver>	N	1	1	Indicates whether to waive any web service fee set up on the system: 0 = No, 1=Yes. Default is 0.	Optional	Omit

Request

```
<soapenv:Envelope xmlns:soapenv="http://schemas.xmlsoap.org/soap/envelope/" xmlns:hyp="http://www.globalprocessing.ae/HyperionWeb">
  <soapenv:Header>
    <hyp:AuthSoapHeader>
      <hyp:strUserName>*****</hyp:strUserName>
      <hyp:strPassword>*****</hyp:strPassword>
    </hyp:AuthSoapHeader>
  </soapenv:Header>
  <soapenv:Body>
    <hyp:Ws_Regenerate>
      <hyp:PublicToken>123456789</hyp:PublicToken>
      <hyp:RegenType>1</hyp:RegenType>
      <hyp:Sms_Required>0</hyp:Sms_Required>
      <hyp:Sms_Content>0</hyp:Sms_Content>
      <hyp:ExternalRef>ABCD001</hyp:ExternalRef>
      <hyp:TerminalID>POS-TEST</hyp:TerminalID>
      <hyp:MailOrSMS>0</hyp:MailOrSMS>
      <hyp:WSID>12345678</hyp:WSID>
      <hyp:IssCode>CLIENT</hyp:IssCode>
    </hyp:Ws_Regenerate>
  </soapenv:Body>
</soapenv:Envelope>
```

```
</soapenv:Body>  
</soapenv:Envelope>
```

Response

```
<soap:Envelope xmlns:soap="http://schemas.xmlsoap.org/soap/envelope/" xmlns:xsi="http://www.w3.org/2001/XMLSchema-instance" xmlns:xsd="http://www.w3.org/2001/XMLSchema">  
  <soap:Body>  
    <Ws_RegenerateResponse xmlns="http://www.globalprocessing.ae/HyperionWeb">  
      <Ws_RegenerateResult>  
        <PublicKey>123456789</PublicKey>  
        <ActionCode>000</ActionCode>  
        <CVV>123</CVV>  
        <PAN>123456*****4321</PAN>  
      </Ws_RegenerateResult>  
    </Ws_RegenerateResponse>  
  </soap:Body>  
</soap:Envelope>
```

Card Get Passcode

API: [Ws_Get_Passcode](#)

This web service enables you to retrieve the Access Code (also known as passcode or activation code) of a card.

Note: The access code must first be provided to GPS when creating a card. See [Card Create](#).

Record Description

Tag	Type	Minimum Length	Maximum Length	Description	Request	Response
<WSID>	N	1	19	Web service ID. Unique for every request.	Mandatory	Mandatory
<IssCode>	AN	1	4	GPS Issuer (Program Manager) Code. Assigned by GPS.	Mandatory	Mandatory
<PAN>	AN	16	19	Card Number. Mandatory if <PublicToken> is not provided.	Conditional	Omit
<PublicToken>	AN	1	9	The card's public token. Mandatory in request if <PAN> is not present. Mandatory in the response.	Conditional	Omit
<AccCode>	AN	0	6	Access code. Can be used to set a code which is validated during activation, e.g. via an IVR system. If provided, it must be 6 digits, leading zeroes are acceptable. Leave empty if not required.	Omit	Mandatory
<ActionCode>	AN	3	3	The action code for the response. See Action Codes .	Omit	Mandatory

Request

```
<soapenv:Envelope xmlns:soapenv="http://schemas.xmlsoap.org/soap/envelope/" xmlns:hyp="http://www.globalprocessing.ae/HyperionWeb">
  <soapenv:Header>
    <hyp:AuthSoapHeader>
      <hyp:strUserName>*****</hyp:strUserName>
      <hyp:strPassword>*****</hyp:strPassword>
    </hyp:AuthSoapHeader>
  </soapenv:Header>
  <soap:Body>
    <hyp:Ws_Get_Passcode>
      <hyp:WSID>201507150820</hyp:WSID>
      <!--Optional:-->
      <hyp:IssCode>CLI1</hyp:IssCode>
      <!--Optional:-->
      <hyp:PAN></hyp:PAN>
      <!--Optional:-->
      <hyp:PublicToken>123456789</hyp:PublicToken>
    </hyp:Ws_Get_Passcode>
  </soap:Body>
</soapenv:Envelope>
```

Response

```
<soap:Envelope xmlns:soap="http://schemas.xmlsoap.org/soap/envelope/" xmlns:xsi="http://www.w3.org/2001/XMLSchema-instance" xmlns:xsd="http://www.w3.org/2001/XMLSchema">
  <soap:Body>
    <Ws_Get_PasscodeResponse xmlns="http://www.globalprocessing.ae/HyperionWeb">
      <Ws_Get_PasscodeResult>
        <WSID>201507150820</WSID>
        <AccCode>935647</AccCode>
        <IssCode>CLI1</IssCode>
        <ActionCode>000</ActionCode>
      </Ws_Get_PasscodeResult>
    </Ws_Get_PasscodeResponse>
  </soap:Body>
</soap:Envelope>
```

Card Convert to Physical

API: [Ws_Convert_Card](#)

This web service enables you to upgrade a virtual card to a physical card. It triggers the inclusion of the card in the next XML card manufacturer or personalisation bureau file for your programme. As part of the upgrade to a physical card, a new expiry date and CVV2 will be generated if the conversion and production of the XML card file falls in a different calendar month to the virtual card creation.

Following successful conversion, replacement or renewal, cards are generated as physical card records.

Note: Where a virtual card has been activated, the physical card will also be active in transit. We recommend you enforce virtual only usage until the cardholder has received the card. You also need to use [Ws_Activate](#) (see [Card Activate](#)) to ensure GPS has the updated card record data (where CVV2 and expiry date differ to the virtual card).

Record Description

Tag	Type	Minimum Length	Maximum Length	Description	Request	Response
<PublicToken>	AN	1	9	The card's public token. Mandatory in request and response.	Mandatory	Mandatory
<ConvertDate>	YYYY-MM-DD	10	10	The date on which the virtual card is upgraded to a physical card.	Mandatory	Mandatory
<Apply_Fee>	N	1	1	Whether to apply a card upgrade fee. 0 or blank = No, 1 = Yes.	Mandatory	Omit
<ExpDate>	YYYY-MM-DD	10	10	Card expiry date. If left blank, updates with the default expiry date, based on the Card Scheme's validity period in months, otherwise updates with the input value. This also applies to replacement cards. The actual physical expiry is returned in MM/YY format.	Optional	Omit
<ImageId>	AN	1	16	Reference which identifies the card manufacturer's image file that will be printed on the face of the card. If not supplied, then the ImageId supplied with Ws_CreateCard will be used if available.	Optional	Omit
<ActionCode>	AN	3	3	The action code for the response. See Action Codes .	Omit	Mandatory

Request

```
<soapenv:Envelope xmlns:soapenv="http://schemas.xmlsoap.org/soap/envelope/" xmlns:hyp="http://www.globalprocessing.ae/HyperionWeb">
  <soapenv:Header>
    <hyp:AuthSoapHeader>
      <hyp:strUserName>*****</hyp:strUserName>
      <hyp:strPassword>*****</hyp:strPassword>
    </hyp:AuthSoapHeader>
  </soapenv:Header>
  <soapenv:Body>
    <hyp:Ws_Convert_Card>
      <hyp:PublicToken>123456789</hyp:PublicToken>
      <hyp:ConvertDate>2013-01-01</hyp:ConvertDate>
      <hyp:Apply_Fee>0</hyp:Apply_Fee>
      <hyp:ExpDate>2015-03-31</hyp:ExpDate>
      <hyp:ImageId></hyp:ImageId>
    </hyp:Ws_Convert_Card>
  </soapenv:Body>
</soapenv:Envelope>
```

Response

```
<soap:Envelope xmlns:soap="http://schemas.xmlsoap.org/soap/envelope/" xmlns:xsi="http://www.w3.org/2001/XMLSchema-instance" xmlns:xsd="http://www.w3.org/2001/XMLSchema">
  <soap:Body>
    <Ws_Convert_CardResponse xmlns="http://www.globalprocessing.ae/HyperionWeb">
      <Ws_Convert_CardResult>
        <ActionCode>000</ActionCode>
        <PublicToken>123456789</PublicToken>
        <ConvertDate>2013-01-01</ConvertDate>
      </Ws_Convert_CardResult>
    </Ws_Convert_CardResponse>
  </soap:Body>
</soap:Envelope>
```

Card Send Files

API: [Ws_Send_CardFiles](#)

This web service enables you to create two .csv files and send the files to the SFTP folder specified in the request. One file contains the 9 digit public token and CVV. The other file contains the 9 digit public token and the middle 6 digits of the PAN.

Record Description

Tag	Type	Minimum Length	Maximum Length	Description	Request	Response
<WSID>	N	1	19	Web service ID. Unique for every request.	Mandatory	Mandatory
<IssCode>	AN	1	4	GPS Issuer (Program Manager) Code. Assigned by GPS.	Mandatory	Mandatory
<CustAccount>	AN	1	25	Cardholder account number or reference number.	Mandatory	Mandatory
<Password>	AN	1	50	Password to encrypt the files.	Mandatory	Mandatory
<SFTP>	AN	1	50	SFTP folder name.	Mandatory	Mandatory
<ActionCode>	AN	3	3	The action code for the response. See Action Codes .	Omit	Mandatory

Request

```
<soapenv:Envelope xmlns:soapenv="http://schemas.xmlsoap.org/soap/envelope/" xmlns:hyp="http://www.globalprocessing.ae/HyperionWeb">
  <soapenv:Header>
    <hyp:AuthSoapHeader>
      <hyp:strUserName>*****</hyp:strUserName>
      <hyp:strPassword>*****</hyp:strPassword>
    </hyp:AuthSoapHeader>
  </soapenv:Header>
  <soapenv:Body>
    <hyp:Ws_Send_CardFiles>
      <hyp:WSID>123456</hyp:WSID>
      <hyp:IssCode>ABCD</hyp:IssCode>
      <hyp:CustAccount>ABCD123</hyp:CustAccount>
      <hyp>Password>@bc123$</hyp>Password>
      <hyp:SFTP>Test</hyp:SFTP>
    </hyp:Ws_Send_CardFiles>
  </soapenv:Body>
</soapenv:Envelope>
```

Response

```
<soap:Envelope xmlns:soap="http://schemas.xmlsoap.org/soap/envelope/" xmlns:xsi="http://www.w3.org/2001/XMLSchema-instance" xmlns:xsd="http://www.w3.org/2001/XMLSchema">
  <soap:Body>
    <Ws_Send_CardFilesResponse xmlns="http://www.globalprocessing.ae/HyperionWeb">
      <Ws_Send_CardFilesResult>
        <IssCode>FEV</IssCode>
        <CustAccount> ABCD123</CustAccount>
        <Password>>@bc123$</Password>
        <SFTP>Test</SFTP>
        <WSID>123456</WSID>
        <ActionCode>000</ActionCode>
      </Ws_Send_CardFilesResult>
    </Ws_Send_CardFilesResponse>
  </soap:Body>
</soap:Envelope>
```

Cardholder Send Message

API: [Ws_SendMessage](#)

This web service enables you to send a pre-defined message to the cardholder via SMS or Email. GPS can configure the message using a selection of variables.

Note: If the SMS or Email option is selected and a bespoke message has not been configured, the default GPS message will be sent. Character limitation is in line with standard SMS message capacity.

Record Description

Tag	Type	Minimum Length	Maximum Length	Description	Request	Response
<WSID>	N	1	19	Web service ID. Unique for every request.	Mandatory	Mandatory
<IssCode>	AN	1	4	GPS Issuer (Program Manager) Code. Assigned by GPS.	Mandatory	Mandatory
<AuthType>	AN	1	1	Parameter to specify how the card should be authenticated. See Authentication Methods .	Mandatory	Omit
<PAN>	AN	16	19	Card Number. Required in request if <AuthType> is '1', '2', '3', '4' or '6' and <PublicToken> is not present.	Conditional	Omit
<PublicToken>	AN	1	9	The card's public token. Mandatory in request if <PAN> is not present. Mandatory in the response.	Conditional	Mandatory
<LocDate>	YYYY-MM-DD	10	10	The local current date in <i>year-month-date</i> format.	Mandatory	Mandatory
<LocTime>	HHMMSS	6	6	The local current time, in <i>hour-minute-second</i> format.	Mandatory	Mandatory
<DOB>	YYYY-MM-DD	10	10	Date of Birth. Mandatory if value of <AuthType> is '2' or '6'.	Conditional	Omit
<CVV>	AN	3	3	Card Verification Value, the 3-digit code printed on the back of the card. Mandatory if the value of <AuthType> is '3'.	Conditional	Omit
<AccCode>	AN	0	6	Access code or passcode, which can be used to set a code which is validated during activation (e.g. via the GPS IVR system). If provided, must be 6 digits; leading zeroes are acceptable. Mandatory if the value of <AuthType> is '4'. Leave empty if not required.	Conditional	Omit
<LastName>	AN	1	20	Cardholder's last name.	Optional	Omit
<EventId>	N	1	4	ID of the event. See Event ID below. GPS generates and sends the appropriate SMS or Email message.	Mandatory	Omit
<MailOrSMS>	N	1	1	The cardholder's preferred contact method. 0 = SMS; 1 = email. 2 = SMS and email. Default value is '0'.	Mandatory	Omit
<SysDate>	YYYYY-MM-DD	10	10	The system processing date.	Omit	Mandatory
<ActionCode>	AN	3	3	The action code for the response. Relevant codes are: 604 = Invalid event ID 787 = Email address is missing 788 = Invalid mail or SMS	Omit	Mandatory

Event ID

ID	Description	ID	Description
1	Activation	12	Balance Adjustment
2	Balance Enquiry	13	Balance Transfer
3	Card Creation	14	Change Groups
4	Card Renewal	15	Extent Expiry
5	Card Replacement	16	Unload
6	Load	17	Unload and Status Change
7	PIN Retrieval	18	Update Cardholder

ID	Description	ID	Description
8	Status Change	19	Send Mobile Activation code to Cardholder
9	Card Image Regeneration	20	Notification of Tokenisation
10	Card Conversion	21	CVC2 Unblock
11	Activation and Load		

Request

```
<soapenv:Envelope xmlns:soapenv="http://schemas.xmlsoap.org/soap/envelope/" xmlns:hyp="http://www.globalprocessing.ae/HyperionWeb">
  <soapenv:Header>
    <hyp:AuthSoapHeader>
      <hyp:strUserName>*****</hyp:strUserName>
      <hyp:strPassword>*****</hyp:strPassword>
    </hyp:AuthSoapHeader>
  </soapenv:Header>
  <soapenv:Body>
    <hyp:Ws_SendMessage>
      <hyp:WSID>1234</hyp:WSID>
      <!--Optional:-->
      <hyp:IssCode>TEST</hyp:IssCode>
      <!--Optional:-->
      <hyp:AuthType>1</hyp:AuthType>
      <!--Optional:-->
      <hyp:PAN></hyp:PAN>
      <!--Optional:-->
      <hyp:PublicToken>123456789</hyp:PublicToken>
      <!--Optional:-->
      <hyp:LocDate>2015-07-20</hyp:LocDate>
      <!--Optional:-->
      <hyp:LocTime>101010</hyp:LocTime>
      <!--Optional:-->
      <hyp:DOB>1982-01-01</hyp:DOB>
      <!--Optional:-->
      <hyp:CVV>223</hyp:CVV>
      <!--Optional:-->
      <hyp:AccCode/>
      <!--Optional:-->
      <hyp:LastName>Abraham</hyp:LastName>
      <hyp:EventId>1</hyp:EventId>
      <hyp:MailOrSMS>1</hyp:MailOrSMS>
    </hyp:Ws_SendMessage>
  </soapenv:Body>
</soapenv:Envelope>
```

Response

```
<soap:Envelope xmlns:soap="http://schemas.xmlsoap.org/soap/envelope/" xmlns:xsi="http://www.w3.org/2001/XMLSchema-instance" xmlns:xsd="http://www.w3.org/2001/XMLSchema">
  <soap:Body>
    <Ws_SendMessageResponse xmlns="http://www.globalprocessing.ae/HyperionWeb">
      <Ws_SendMessageResult>
        <WSID>5122404400194940928</WSID>
        <IssCode>CSEL</IssCode>
        <PublicToken>101967192</PublicToken>
        <LocDate>2015-07-20</LocDate>
        <LocTime>101010</LocTime>
        <SysDate>2015-07-22</SysDate>
        <ActionCode>000</ActionCode>
      </Ws_SendMessageResult>
    </Ws_SendMessageResponse>
  </soap:Body>
</soap:Envelope>
```


Cards Link

API: [Ws_link_cards](#)

This web service enables you to links cards in a Primary and Secondary relationship, which is useful when the primary card with existing secondary card linkage(s) needs to be replaced with a new token. The secondary cards can be linked to the new token via this web service. More than one secondary card can be linked to a primary card.

Notes

- The billing currency of the cards you want to link must be the same.
- If the supplied PAN or PublicToken belongs to a primary card with no secondary cards then it is linked as a new secondary card of the card specified by NewPAN or NewToken.
- If the supplied PAN or PublicToken belongs to a secondary card, then the primary card of that secondary card is changed to the card identified by NewPAN/NewToken.
- If the supplied PAN or PublicToken belongs to a card with one or more secondary cards, then the primary card of each of those secondary cards is changed to NewPAN/NewToken.

Record Description

Tag	Type	Minimum Length	Maximum Length	Description	Request	Response
<WSID>	N	1	19	Web service ID. Unique for every request.	Mandatory	Mandatory
<IssCode>	AN	1	4	GPS Issuer (Program Manager) Code. Assigned by GPS.	Mandatory	Mandatory
<PAN>	AN	16	19	The account number of the card you want to link to another card. Mandatory in request if <PublicToken> is not provided.	Conditional	Omit
<PublicToken>	AN	1	9	The public token of the card you want to link to another card. Mandatory in request if <PAN> is not present. Mandatory in the response.	Conditional	Mandatory
<NewPAN>	AN	16	19	The account number of the card you want to link to. Mandatory in the request if <newToken> is not present.	Conditional	Omit
<NewToken>	AN	16	19	The public token of the card you want to link to. Mandatory in the request if <NewPAN> is not present.	Conditional	Mandatory
<LinkageGroup>	AN	1	10	Linkage Group to use for linking the two tokens. If not specified, uses the default Linkage Group.	Conditional	Mandatory
<ActionCode>	AN	3	3	The action code for the response. See Action Codes .	Omit	Mandatory
<NewPublicToken>	AN	1	9	New public token assigned to the linked cards.	Omit	Mandatory
<SecondaryCards>	-	-	-	An array of secondary cards. See Secondary Card below. Can occur multiple times within the message.	Omit	Mandatory

Secondary Card

Tag	Type	Minimum Length	Maximum Length	Description	Request	Response
<PublicToken>	AN	1	9	Public token of the secondary card.	Omit	Mandatory

Request

```
<soapenv:Envelope xmlns:soapenv="http://schemas.xmlsoap.org/soap/envelope/" xmlns:hyp="http://www.globalprocessing.ae/HyperionWeb">
  <soapenv:Header>
    <hyp:AuthSoapHeader>
      <hyp:strUserName>*****</hyp:strUserName>
      <hyp:strPassword>*****</hyp:strPassword>
    </hyp:AuthSoapHeader>
  </soapenv:Header>
  <soapenv:Body>
    <hyp:Ws_Link_Cards>
      <hyp:WSID>1234</hyp:WSID>
      <hyp:IssCode>ABCD</hyp:IssCode>
      <hyp:PAN></hyp:PAN>
      <hyp:PublicToken>123456789</hyp:PublicToken>
      <hyp:NewPAN></hyp:NewPAN>
      <hyp:NewToken>987654321</hyp:NewToken>
    </hyp:Ws_Link_Cards>
  </soapenv:Body>
</soapenv:Envelope>
```

Response

```
<soap:Envelope xmlns:soap="http://schemas.xmlsoap.org/soap/envelope/" xmlns:xsi="http://www.w3.org/2001/XMLSchema-instance" xmlns:xsd="http://www.w3.org/2001/XMLSchema">
  <soap:Body>
    <Ws_Link_CardsResponse xmlns="http://www.globalprocessing.ae/HyperionWeb">
      <Ws_Link_CardsResult>
        <WSID>1234</WSID>
        <IssCode>ABCD</IssCode>
        <PublicToken>123456789</PublicToken>
        <NewPublicToken>987654321</NewPublicToken>
        <ActionCode>000</ActionCode>
        <SecondaryCards>
          <SecondaryCard>
            <PublicToken>792710863</PublicToken>
          </SecondaryCard>
          <SecondaryCard>
            <PublicToken>506904572</PublicToken>
          </SecondaryCard>
          <SecondaryCard>
            <PublicToken>422232038</PublicToken>
          </SecondaryCard>
          <SecondaryCard>
            <PublicToken>546808888</PublicToken>
          </SecondaryCard>
          <SecondaryCard>
            <PublicToken>838454145</PublicToken>
          </SecondaryCard>
          <SecondaryCard>
            <PublicToken>590228767</PublicToken>
          </SecondaryCard>
        </SecondaryCards>
      </Ws_Link_CardsResult>
    </Ws_Link_CardsResponse>
  </soap:Body>
</soap:Envelope>
```

Cardholder Enquiries

You can use the following web services to manage cardholder enquiries:

[Card Enquiry \(Live and Archived\)](#): [Ws_Enquiry](#)

[Card Enquiry \(Live\)](#): [Ws_Customer_Enquiry](#) and [Ws_Customer_Enquiry_V2](#)

[Cardholder Details Enquiry](#): [Ws_CardHolder_Details_Enquiry](#) and [Ws_CardHolder_Details_Enquiry_V2](#)

[Update Cardholder Details \(V1\)](#): [Ws_Update_Cardholder_Details](#)

[Update Cardholder Details \(V2\)](#): [Ws_Update_Cardholder_Details_V2](#)

[Cards Get Expiring Soon](#): [Ws_Get_Card_ExpireSoon](#)

[Card Statement \(V1\)](#): [Ws_Card_Statement](#)

[Card Statement \(V2\)](#): [Ws_Banking_Card_Statement_V2](#)

Card Enquiry

API: [Ws_Enquiry](#)

This web service provides the details of a card, such as: *Token*, *Expiry Date*, *Status* and *Cardholder name*. It can be used to quickly determine the validity of a card. It returns useful information such as the status, balance and group membership details of a card.

This web service returns details of both live and archived cards. If you only want to return live cards or all cards associated with a customer, we recommend you use [Ws_Customer_Enquiry](#). See [Customer Enquiry](#).

Note: The full 16 Digit PAN can be supplied for customers who are PCI DSS compliant.

Record Description

Tag	Type	Minimum Length	Maximum Length	Description	Request	Response
<WSID>	N	1	19	Web service ID. Should be unique for every web service request sent. Tip: You could use a number based on the current date and time, as long as it is unique (e.g., 20201217145006).	Mandatory	Mandatory
<IssCode>	AN	1	4	GPS Issuer (Program Manager) Code. Assigned by GPS.	Mandatory	Mandatory
<TxnCode>	AN	1	2	The Transaction Code. See Transaction Codes . Default value is 9.	Mandatory	Mandatory
<AuthType>	AN	1	1	Parameter to specify how the card should be authenticated. See Authentication Methods .	Mandatory	Omit
<ClientCode>	AN	1	64	User ID of the customer using the service. Only applicable to systems using member logins. Returned in the response if present in the request. Note: Legacy field. Not used.	Conditional	Conditional
<PAN>	AN	16	19	Card Number. Unique card identifier. Mandatory in request if <track2> and <PublicToken> are not present.	Optional	Omit
<AccNo>	AN	1	28	Account number of the card. Mandatory if neither <ClientCode> nor <PAN> are provided. Returned in the response if present in the request.	Conditional	Mandatory
<PublicToken>	AN	1	9	The card's public token, Mandatory in request if <PAN> and <accno> are not present. Mandatory in the response.	Conditional	Mandatory
<CurCode>	AN	3	3	3-letter ISO currency code for the currency (e.g. EUR).	Optional	Mandatory
<LocDate>	YYYY-MM-DD	10	10	The local current date in <i>year-month-date</i> format.	Mandatory	Mandatory
<LocTime>	HHMMSS	6	6	The local current time, in <i>hour-minute-second</i> format.	Mandatory	Mandatory
<ItemSrc>	N	1	5	Source field to define alternate fees. Legacy field for information purposes only; see Item Source Types . Suggest using 0.	Mandatory	Omit
<LastName>	AN	1	20	Cardholder's last name, used to authenticate the cardholder if the value of <AuthType> is '6'.	Optional	Omit
<DOB>	YYYY-MM-DD	10	10	Date of Birth. Mandatory if value of <AuthType> is '2' or '6'.	Conditional	Omit
<CVV>	AN	3	3	Card Verification Value, the 3-digit code printed on the back of the card. Mandatory if the value of <AuthType> is '3'.	Conditional	Omit
<AccCode>	AN	0	6	Access code or passcode. If provided, must be 6 digits, leading zeroes are acceptable. Leave empty if not required. Mandatory if the value of <AuthType> is '4'.	Conditional	Omit

Tag	Type	Minimum Length	Maximum Length	Description	Request	Response
<SysDate>	YYYY-MM-DD	10	10	The system processing date.	Omit	Mandatory
<ActionCode>	AN	3	3	The action code for the response. See Action Codes .	Omit	Mandatory
<StartDate>	AN	5	5	Start date printed on the card in the format <i>MM/YY</i> .	Omit	
<EndDate>	AN	5	5	Physical end date printed on the card in the format <i>MM/YY</i> .	Omit	
<ExpDate>	YYYY-MM-DD	10	10	Expiry date of the card in <i>YYYY-MM-DD</i> format.	Omit	Mandatory
<StatCode>	AN	2	2	The status code of the card. See Status Codes .	Omit	Mandatory
<AvIBal>	D	1	20	The current balance on the card account. This includes all financial transactions and outstanding authorisations.	Omit	Mandatory
<BlkAmt>	D	1	20	Amount of funds blocked on the card account as a result of all outstanding authorisations.	Omit	Mandatory
<EmbossName>	AN	1	51	Name embossed on the card.	Omit	Mandatory
<IsLive>	N	1	1	Specifies whether the card is active or not. 1 or True = Active; 0 or False = Not Active.	Omit	Mandatory
<Scheme>	AN	1	50	The card's GPS scheme.	Omit	Mandatory
<Product>	AN	1	50	The name you gave to your GPS card product. This is stored in Smart Client.	Omit	Mandatory
<MaskedPAN>	AN	16	19	Card number displayed as masked (e.g., 675926*****1234). Note. The full PAN can be returned if you are PCI DSS compliant. Contact your Implementation Manager.	Omit	Mandatory
<LimitGroup>	AN	1	10	Group code of the Limit Group.	Omit	Mandatory
<MCCGroup>	AN	1	10	Group code of the MCC Group.	Omit	Mandatory
<PERMSGGroup>	AN	1	10	Group code of the Usage Group.	Omit	Mandatory
<FeeGroup>	AN	1	10	Group code of the Fee Group.	Omit	Mandatory
<SchedFeeGroup>	AN	1	10	Group code of the Scheduled Fee Group.	Omit	Mandatory
<WSFeeGroup>	AN	1	10	Group code of the Web Service Fee Group.	Omit	Mandatory
<LinkageGroup>	AN	1	10	Group code of the Card Linkage Group.	Omit	Mandatory
<AuthCalendarGroup>	AN	1	10	Group code of the Auth Calendar Group.	Omit	Mandatory
<FXGroup>	AN	1	10	Group code of the FX Group.	Omit	Mandatory
<PrimaryToken>	AN	1	9	The primary card's public token.	Omit	Mandatory
<BlackList>	AN	1	10	Group code of the card acceptor Blacklist. See Card Acceptor Blacklist .	Omit	Mandatory
<WhiteList>	AN	1	10	Group code of the card acceptor Whitelist. See Card Acceptor Whitelist .	Omit	Mandatory
<PaymentTokenUsageGroup>	AN	1	10	Payment token usage group code. For details, check with your Implementation Manager.	Omit	Mandatory

Security

Tag	Type	Minimum Length	Maximum Length	Description	Request	Response
<SecId>	N	1	8	Do not use. Set to 0	Mandatory	Omit

Tag	Type	Minimum Length	Maximum Length	Description	Request	Response
<SecVal>	AN	1	64	Do not use.	Optional	Omit
<SecValPos>	N	1	2	Do not use. Set to 0	Mandatory	Omit

Request

```
<soapenv:Envelope xmlns:soapenv="http://schemas.xmlsoap.org/soap/envelope/" xmlns:hyp="http://www.globalprocessing.ae/HyperionWeb">
  <soapenv:Header>
    <hyp:AuthSoapHeader>
      <hyp:strUserName>*****</hyp:strUserName>
      <hyp:strPassword>*****</hyp:strPassword>
    </hyp:AuthSoapHeader>
  </soapenv:Header>
  <soapenv:Body>
    <hyp:Ws_Enquiry>
      <hyp:WSID>1234</hyp:WSID>
      <hyp:IssCode>ABCD</hyp:IssCode>
      <hyp:TxnCode>9</hyp:TxnCode>
      <hyp:AuthType>1</hyp:AuthType>
      <hyp:ClientCode></hyp:ClientCode>
      <hyp:PAN></hyp:PAN>
      <hyp:AccNo></hyp:AccNo>
      <hyp:PublicToken>123456789</hyp:PublicToken>
      <hyp:CurCode></hyp:CurCode>
      <hyp:LocDate>2013-01-01</hyp:LocDate>
      <hyp:LocTime>120000</hyp:LocTime>
      <hyp:ItemSrc>2</hyp:ItemSrc>
      <hyp:DOB></hyp:DOB>
      <hyp:CVV></hyp:CVV>
      <hyp:AccCode></hyp:AccCode>
      <hyp:LastName></hyp:LastName>
      <hyp:SecId>0</hyp:SecId>
      <hyp:SecVal></hyp:SecVal>
      <hyp:SecValPos>0</hyp:SecValPos>
    </hyp:Ws_Enquiry>
  </soapenv:Body>
</soapenv:Envelope>
```

Response

```
<soap:Envelope xmlns:soap="http://schemas.xmlsoap.org/soap/envelope/" xmlns:xsi="http://www.w3.org/2001/XMLSchema-instance" xmlns:xsd="http://www.w3.org/2001/XMLSchema">
  <soap:Body>
    <Ws_EnquiryResponse xmlns="http://www.globalprocessing.ae/HyperionWeb">
      <Ws_EnquiryResult>
        <WSID>1234</WSID>
        <IssCode>ABCD</IssCode>
        <TxnCode>9</TxnCode>
        <PublicToken>123456789</PublicToken>
        <LocDate>2013-01-01</LocDate>
        <LocTime>120000</LocTime>
        <StartDate>10/12</StartDate>
        <EndDate>03/15</EndDate>
        <ExpDate>2015-03-31</ExpDate>
        <StatCode>00</StatCode>
        <EmbossName>GIFT CARD</EmbossName>
        <AvlBal>17</AvlBal>
        <BlkAmt>1</BlkAmt>
        <CurCode>GBP</CurCode>
        <ClientCode></ClientCode>
        <SysDate>2013-01-01</SysDate>
        <ActionCode>000</ActionCode>
        <IsLive>true</IsLive>
        <Scheme>Giftcard</Scheme>
        <Product>Gift card brand A</Product>
        <MaskedPAN>987654*****0123</MaskedPAN>
        <LimitGroup>DF - 01</LimitGroup>
        <MCCGroup>DF - 01</MCCGroup>
        <PERMSGGroup>DF - 01</PERMSGGroup>
        <FeeGroup>DF - 01</FeeGroup>
        <AuthCalendarGroup>AC - 01</AuthCalendarGroup>
        <FXGroup>FX - 01</FXGroup>
        <PrimaryToken>9876543212345678</PrimaryToken>
        <BlackList>BL-01</BlackList>
        <WhiteList></WhiteList>
        <PaymentTokenUsageGroup></PaymentTokenUsageGroup>
      </Ws_EnquiryResult>
    </Ws_EnquiryResponse>
  </soap:Body>
</soap:Envelope>
```

Customer Enquiry

API: [Ws_Customer_Enquiry](#) and [Ws_Customer_Enquiry_V2](#)

This web service returns the list of cards associated with a customer name. It does not return the details of archived cards.

Note: We recommend you use V2 of this service, which provides additional request and response parameters. V2 returns all cards linked to a specified [<PublicKey>](#) or [<CustAccount>](#) including secondary cards. See below.

Record Description

Tag	Type	Minimum Length	Maximum Length	Description	Request	Response
<WSID>	N	1	19	Web service ID. Unique for every request.	Mandatory	Mandatory
<IssCode>	AN	1	4	GPS Issuer (Program Manager) Code. Assigned by GPS.	Mandatory	Mandatory
<TxnCode>	AN	1	2	The Transaction Code. See Transaction Codes . Default value 4.	Mandatory	Mandatory
<ClientCode>	AN	1	64	User ID of the customer using the service. Only applicable to systems using member logins. Returned in the response if present in the request. Note: Legacy field. Not used. Removed in V2 of service	Conditional	Conditional
<PAN>	AN	16	19	Card Number. Mandatory if <ClientCode> or <accno> are not provided.	Optional	Omit
<AccNo>	AN	1	28	Account number of the card. Mandatory if neither <ClientCode> nor <PAN> are provided. Returned in the response if present in the request. Removed in V2 of service	Conditional	Omit
<PublicKey>	AN	1	9	The card's public token, Mandatory in request if <PAN> and <accno> are not present. Mandatory in the response.	Conditional	Mandatory
<CustAccount>	AN	1	25	Cardholder account number or reference number. You can use this reference to find the cards linked to a cardholder. Also displayed in Smart Client as <i>Customer Reference</i> . Only available in V2 of the service	Omit	Optional
<CurrCode>	AN	3	3	3-letter ISO currency code for the currency (e.g. EUR).	Conditional	Conditional
<CardList>	-	-	-	See Card List below.	Omit	Optional
<LocDate>	YYYY-MM-DD	10	10	The local current date in <i>year-month-date</i> format.	Mandatory	Mandatory
<LocTime>	HHMMSS	6	6	The local current time, in <i>hour-minute-second</i> format.	Mandatory	Mandatory
<ItemSrc>	N	1	5	Source field to define alternate fees. Legacy field for information purposes only; see Item Source Types . Suggest using 0.	Mandatory	Omit
<SysDate>	YYYY-MM-DD	10	10	The system processing date.	Omit	Mandatory
<ActionCode>	AN	3	3	The action code for the response. See Action Codes .	Omit	Mandatory

Card List

Tag	Type	Minimum Length	Maximum Length	Description	Request	Response
<PAN>	AN	16	19	Card Number. Unique card identifier.	Omit	Mandatory
<ExpDate>	YYYY-MM-DD	10	10	Expiry date of the card in <i>YYYY-MM-DD</i> format.	Omit	Mandatory
<CurCode>	AN	3	3	3-letter ISO currency code for the currency (e.g. EUR).	Omit	Mandatory
<StatCode>	AN	2	2	The status code of the card. See Status Codes .	Omit	Mandatory
<CrpProduct>	AN	4	5	The identifier of the card product, or Product ID ,	Omit	Mandatory

Tag	Type	Minimum Length	Maximum Length	Description	Request	Response
				within GPS. For details, check with your Implementation Manager.		
<Program>	AN	1	6	The ID of the Program this card belongs to.	Omit	Optional
<DesignRef>	AN	1	50	Predefined design reference code associated with the card, also known as PRODUCT_REF.	Omit	Optional
<AvlBal>	D	1	20	The current balance on the card account. This includes all financial transactions and outstanding authorisations.	Omit	Mandatory
<LastName>	AN	1	100	Cardholder's last name.	Omit	Mandatory
<FirstName>	AN	1	100	Cardholder's first name.	Omit	Mandatory
<EmbossName>	AN	1	51	Name embossed on the card.	Omit	Mandatory
<BlkAmt>	D	1	20	Amount of funds blocked on the card account as a result of all outstanding authorisations.	Omit	Mandatory
<CustType>	D	1	1	Identifies the owner of the card: 0 = primary customer; 1 = additional customer (authorised user). Legacy field, no longer used."	Omit	Mandatory
<PaymentTokenUsageGroup>	AN	1	10	Payment token usage group code. For details, check with your Implementation Manager.	Omit	Mandatory
Note: Fields listed below are only available in V2 of the web service						
<PublicToken>	AN	1	9	GPS 9-digit public token of the card.	Omit	Mandatory
<Primary>	AN	1	1	Indicates if the card is the Primary card.	Omit	Mandatory
<IsLive>	N	1	1	Specifies whether the card is active or not. 1 or True = Active; 0 or False = Not Active.	Omit	Mandatory
<scheme>	AN	1	50	The card's GPS scheme.	Omit	Mandatory
<product>	AN	1	50	The name you gave to your GPS card product. This is stored in Smart Client.	Omit	Mandatory
<MaskedPAN>	AN	16	19	Card Number displayed as masked. i.e. 675926*****1234.	Omit	Mandatory
<StartDate>	AN	5	5	Start date printed on the card in the format MM/YY.	Omit	Mandatory
<EndDate>	AN	5	5	Physical end date printed on the card in the format MM/YY.	Omit	Mandatory
<LimitsGroup>	AN	1	10	Group code of the Limit Group.	Omit	Mandatory
<MCCGroup>	AN	1	10	Group code of the MCC Group.	Omit	Mandatory
<PERMSGGroup>	AN	1	10	Group code of the Usage Group.	Omit	Mandatory
<FeeGroup>	AN	1	10	Group code of the Fee Group.	Omit	Mandatory
<SchedFeeGroup>	AN	1	10	Group code of the Scheduled Fee Group.	Omit	Mandatory
<WSFeeGroup>	AN	1	10	Group code of the Web Service Fee Group.	Omit	Mandatory
<LinkageGroup>	AN	1	10	Group code of the Card Linkage Group.	Omit	Mandatory
<AuthCalendarGroup>	AN	1	10	Group code of the Auth Calendar Group.	Omit	Mandatory
<FXGroup>	AN	1	10	Group code of the FX Group.	Omit	Mandatory
<ProductID>	N	1	5	GPS Product ID.	Omit	Mandatory
<ProductRef>	AN	1	50	The physical card design reference as used by the Card Manufacturer. Identifies the PRODUCT_REF field in the XML file sent to the card manufacturer.	Omit	Mandatory

Request (v1)

```
<soapenv:Envelope xmlns:soapenv="http://schemas.xmlsoap.org/soap/envelope/" xmlns:hyp="http://www.globalprocessing.ae/HyperionWeb">
  <soapenv:Header>
    <hyp:AuthSoapHeader>
      <hyp:strUserName>*****</hyp:strUserName>
      <hyp:strPassword>*****</hyp:strPassword>
    </hyp:AuthSoapHeader>
  </soapenv:Header>
  <soapenv:Body>
    <hyp:Ws_Customer_Enquiry>
      <hyp:WSID>1234</hyp:WSID>
      <hyp:IssCode>ABCD</hyp:IssCode>
      <hyp:TxnCode>4</hyp:TxnCode>
      <hyp:ClientCode></hyp:ClientCode>
      <hyp:PAN></hyp:PAN>
      <hyp:AccNo></hyp:AccNo>
      <hyp:PublicToken>123456789</hyp:PublicToken>
      <hyp:CurrCode>GBP</hyp:CurrCode>
      <hyp:LocDate>2013-01-01</hyp:LocDate>
      <hyp:LocTime>120000</hyp:LocTime>
      <hyp:ItemSrc>2</hyp:ItemSrc>
    </hyp:Ws_Customer_Enquiry>
  </soapenv:Body>
</soapenv:Envelope>
```

Response (v1)

```
<soap:Envelope xmlns:soap="http://schemas.xmlsoap.org/soap/envelope/" xmlns:xsi="http://www.w3.org/2001/XMLSchema-instance" xmlns:xsd="http://www.w3.org/2001/XMLSchema">
  <soap:Body>
    <Ws_Customer_EnquiryResponse xmlns="http://www.globalprocessing.ae/HyperionWeb">
      <Ws_Customer_EnquiryResult>
        <WSID>1234</WSID>
        <IssCode>ABCD</IssCode>
        <TxnCode>4</TxnCode>
        <ClientCode/>
        <PublicToken>123456789</PublicToken>
        <AccNo>1234567891234567</AccNo>
        <CurCode>GBP</CurCode>
        <LocDate>2013-01-01</LocDate>
        <LocTime>120000</LocTime>
        <SysDate>2013-01-01</SysDate>
        <ActionCode>000</ActionCode>
        <Cards>
          <CardList>
            <PAN>530823*****1234</PAN>
            <ExpDate>2015-03-31</ExpDate>
            <CurCode>GBP</CurCode>
            <StatCode>00</StatCode>
            <CrdProduct>MCRD</CrdProduct>
            <Program>GPSCRU2C</Program>
            <DesignRef/>
            <EmbossName>GIFT CARD</EmbossName>
            <AvlBal>10</AvlBal>
            <BlkAmt>1</BlkAmt>
            <FirstName>Firstname</FirstName>
            <LastName>Lastname</LastName>
            <CustType/>
          </CardList>
        </Cards>
      </Ws_Customer_EnquiryResult>
    </Ws_Customer_EnquiryResponse>
  </soap:Body>
</soap:Envelope>
```

Request (V2)

```
<soapenv:Envelope xmlns:soapenv="http://schemas.xmlsoap.org/soap/envelope/" xmlns:hyp="http://www.globalprocessing.ae/HyperionWeb">
  <soapenv:Header>
    <hyp:AuthSoapHeader>
      <!--Optional:-->
      <hyp:strUserName>*****</hyp:strUserName>
      <!--Optional:-->
      <hyp:strPassword>*****</hyp:strPassword>
    </hyp:AuthSoapHeader>
  </soapenv:Header>
  <soapenv:Body>
    <hyp:Ws_Customer_Enquiry_V2>
      <hyp:WSID>1233</hyp:WSID>
      <!--Optional:-->
      <hyp:IssCode>ABCD</hyp:IssCode>
      <!--Optional:-->
      <hyp:TxnCode>4</hyp:TxnCode>
      <!--Optional:-->
      <hyp:PAN></hyp:PAN>
      <!--Optional:-->
      <hyp:CustAccount>ABCDE123</hyp:CustAccount>
      <!--Optional:-->
      <hyp:PublicToken></hyp:PublicToken>
      <!--Optional:-->
    </hyp:Ws_Customer_Enquiry_V2>
  </soapenv:Body>
</soapenv:Envelope>
```

```

    <hyp:CurrCode>GBP</hyp:CurrCode>
    <!--Optional:-->
    <hyp:LocDate>2015-09-02</hyp:LocDate>
    <!--Optional:-->
    <hyp:LocTime>1610</hyp:LocTime>
    <hyp:ItemSrc>1</hyp:ItemSrc>
  </hyp:Ws_Customer_Enquiry_V2>
</soapenv:Body>
</soapenv:Envelope>

```

Response (v2)

```

<soap:Envelope xmlns:soap="http://schemas.xmlsoap.org/soap/envelope/" xmlns:xsi="http://www.w3.org/2001/XMLSchema-instance" xmlns:xsd="http://www.w3.org/2001/XMLSchema">
  <soap:Body>
    <Ws_Customer_Enquiry_V2Response xmlns="http://www.globalprocessing.ae/HyperionWeb">
      <Ws_Customer_Enquiry_V2Result>
        <WSID>123</WSID>
        <IssCode>ABCD</IssCode>
        <TxnCode>4</TxnCode>
        <PublicToken>123456789</PublicToken>
        <CustAccount>ABCDE123</CustAccount>
        <CurCode>GBP</CurCode>
        <LocDate>2015-09-02</LocDate>
        <LocTime>1610</LocTime>
        <SysDate>2015-09-02</SysDate>
        <ActionCode>000</ActionCode>
        <Cards>
          <CardList2>
            <PAN>675926*****6791</PAN>
            <ExpDate>2018-04-30</ExpDate>
            <CurCode>GBP</CurCode>
            <StatCode>00</StatCode>
            <CrdProduct>MCRD</CrdProduct>
            <Program>9876</Program>
            <DesignRef>Your product name here</DesignRef>
            <EmbossName>JOHN SMITH</EmbossName>
            <AvlBal>33.11</AvlBal>
            <BlkAmt>0</BlkAmt>
            <FirstName>John</FirstName>
            <LastName>Smith</LastName>
            <CustType/>
            <PublicToken>123456789</PublicToken>
            <Primary>Y</Primary>
            <IsLive>1</IsLive>
            <Scheme>Your Scheme Name here</Scheme>
            <Product> Your product name here </Product>
            <MCCGroup>ABC-MCC-01</MCCGroup>
            <LimitGroup>ABC-VLG-01</LimitGroup>
            <PERMSGGroup>ABC-PER-03</PERMSGGroup>
            <FeeGroup>ABC-FEE-01</FeeGroup>
            <SchedFeeGroup>ABC-SFG-02</SchedFeeGroup>
            <WsFeeGroup>ABC-WSG-09</WsFeeGroup>
            <LinkageGroup/>
            <PrimaryToken>123456789</PrimaryToken>
            <MaskedPAN>675926*****6791</MaskedPAN>
            <ProductID>9876</ProductID>
            <ProductRef>PROGRAM11</ProductRef>
          </CardList2>
        </Cards>
      </Ws_Customer_Enquiry_V2Result>
    </Ws_Customer_Enquiry_V2Response>
  </soap:Body>
</soap:Envelope>

```

Cardholder Details Enquiry

API: [Ws_CardHolder_Details_Enquiry](#) and [Ws_CardHolder_Details_Enquiry_V2](#)

This web service returns the details of a cardholder.

Note: V2 of this web service has some additional parameters and does not return the details of archived cards. See below.

Record Description

Tag	Type	Minimum Length	Maximum Length	Description	Request	Response
<WSID>	N	1	19	Web service ID. Unique for every request.	Mandatory	Mandatory
<IssCode>	AN	1	4	GPS Issuer (Program Manager) Code. Assigned by GPS.	Mandatory	Mandatory
<TxnCode>	AN	1	2	The Transaction Code. See Transaction Codes . Default value 13.	Mandatory	Mandatory
<LocDate>	YYYY-MM-DD	10	10	The local current date in <i>year-month-date</i> format.	Mandatory	Mandatory
<LocTime>	HHMMSS	6	6	The local current time, in <i>hour-minute-second</i> format.	Mandatory	Mandatory
<AuthType>	AN	1	1	Parameter to specify how the card should be authenticated. See Authentication Methods .	Mandatory	Omit
<PAN>	AN	16	19	Card Number. Unique card identifier.	Conditional	Omit
<Track2>	AN	1	40	The card's Track 2. Mandatory in request if <PAN> and <PublicToken> are not present or when <AuthType> is '7'.	Conditional	Omit
<PublicToken>	AN	1	9	The card's public token, Mandatory in request if <PAN> and <Track2> are not present. Mandatory in the response.	Conditional	Mandatory
<DOB>	YYYY-MM-DD	10	10	Date of Birth. Mandatory if value of <AuthType> is '2' or '6'.	Conditional	Mandatory
<CVV>	AN	3	3	Card Verification Value, the 3-digit code printed on the back of the card. Mandatory if the value of <AuthType> is '3'.	Conditional	Omit
<AccCode>	AN	0	6	Access code or passcode. If provided, must be 6 digits, leading zeroes are acceptable. Leave empty if not required. Mandatory if the value of <AuthType> is '4'.	Conditional	Omit
<ClientCode>	AN	1	64	User ID of the customer using the service. Only applicable to systems using member logins. Returned in the response if present in the request. Note: Legacy field. Not used. Not available in V2.	Conditional	Conditional
<CustAccount>	AN	1	25	Cardholder account number or reference number. You can use this reference to find the cards linked to a cardholder. Also displayed in Smart Client as <i>Customer Reference</i> . Only available in V2	Omit	Optional
<ItemSrc>	N	1	5	Source field which defines the item source type. See Item Source Types . If used, overrides any existing fees for using this web service.	Mandatory	Omit
<LastName>	AN	1	20	Cardholder's last name, used to authenticate the cardholder if the value of <AuthType> is '6'.	Conditional	Mandatory
<StatCode>	AN	2	3	The status code of the card. See Status Codes .	Omit	Mandatory
<Title>	AN	1	4	Cardholder's title.	Omit	Optional
<FirstName>	AN	1	20	Cardholder's first name.	Omit	Optional
<Addr1>	AN	1	50	Address line 1.	Omit	Optional
<Addr2>	AN	1	50	Address line 2.	Omit	Optional
<Addr3>	AN	1	50	Address line 3. Only available in V2	Omit	Optional

Tag	Type	Minimum Length	Maximum Length	Description	Request	Response
<City>	AN	1	20	City.	Omit	Optional
<PostCode>	AN	1	10	Postcode.	Omit	Optional
<Country>	AN	1	3	Cardholder's country of residence. This is represented as a 3 digit ISO country code (e.g. 826 for UK).	Omit	Optional
<Tel>	AN	1	20	Telephone number. See Processing of Phone Numbers .	Omit	Optional
<WorkAddr1>	AN	1	35	Work address line 1.	Omit	Optional
<WorkAddr2>	AN	1	35	Work address line 2.	Omit	Optional
<WorkAddr3>	AN	1	35	Work address line 3.	Omit	Optional
<WorkCity>	AN	1	20	Work city.	Omit	Optional
<WorkPostCode>	AN	1	10	Work postcode.	Omit	Optional
<WorkCounty>	AN	1	20	Work county.	Omit	Optional
<WorkCountry>	AN	1	3	Work country of residence. This is represented as a 3 digit ISO country code (e.g. 826 for UK).	Omit	Optional
<WorkTel>	AN	1	20	Work telephone number. See Processing of Phone Numbers .	Omit	Optional
<EMail>	AN	1	64	Email address of the cardholder.	Omit	Optional
<Fax>	AN	1	20	Fax number.	Omit	Optional
<PObox>	AN	1	8	Post office box number.	Omit	Optional
<MobTel>	AN	1	20	Cardholder's mobile phone number (including dialing code if applicable). See Processing of Telephone Numbers .	Omit	Optional
<MaritalStatus>	AN	1	1	Marital status: S= single; M= married; D = divorced; W = widowed; space = not specified.	Omit	Optional
<Sex>	AN	1	1	Gender: M = male; F= female; space= Not specified.	Omit	Optional
<AccNo>	AN	1	28	Account number of the card. Not available in V2.	Omit	Optional
<EmbossName>	AN	1	27	Name embossed on the card.	Omit	Optional
<RefuseCheck>	AN	1	1	Whether cheques should be refused. 0 = No; 1= Yes. For customer use only. GPS ignore this field.	Omit	Optional
<MailShots>	AN	1	1	Whether the cardholder accepts mailshots or member contact. 0 = No; 1 = Yes For customer use only. GPS ignore this field.	Omit	Optional
<Discret>	AN	1	25	Discretionary data, for customer use only. GPS ignores this field.	Omit	Optional
<UsrData>	AN	1	30	Cardholder information stored at card level, free text field. For customer use only. GPS ignores this field.	Omit	Optional
<UsrData1>	AN	1	12	Cardholder information stored at member level, free text field. For customer use only. GPS ignores this field.	Omit	Optional
<UsrData2>	AN	1	12	Cardholder information stored at member level, free text field. For customer use only. GPS ignores this field.	Omit	Optional
<UsrData3>	AN	1	12	Cardholder information stored at member level, free text field. For customer use only. GPS ignores this field.	Omit	Optional
<UsrData4>	AN	1	32	Cardholder information stored at member level, free text field. GPS ignores this field.	Omit	Optional
<CurrCode>	AN	1	3	3-letter ISO currency code for the account billing currency.	Omit	Optional
<ExpDate>	YYYY-MM-	10	10	Expiry date of the card in YYYY-MM-DD format. This will	Omit	Optional

Tag	Type	Minimum Length	Maximum Length	Description	Request	Response
	DD			be the GPS expiry date. If the GPS expiry date is not set, this will be the expiry date printed on the card.		
<EffDate>	YYYY-MM-DD	10	10	The issue date of the card. If the issue date is not set, then is the <DateCreated>.	Omit	Optional
<SvcCode>	AN	1	3	Card Service Code. The three-digit number which indicates where the card is valid for use.	Omit	Optional
<AdditionalNo>	N	1	1	Number of additional cards. Zero indicates the card is a primary card. Currently always set to 0. Reserved for future use.	Omit	Optional
<DateCreated>	YYYY-MM-DD	10	10	The date created, or the issue date of the card if this is set.	Omit	Optional
<DateActivated>	YYYY-MM-DD	10	10	Date the card was activated in the system.	Omit	Optional
<CrdDesign>	AN	1	50	The card manufacturer's card design reference. Also known as PRODUCT_REF in the XML file sent to the card manufacturer.	Omit	Optional
<PIN>	AN	1	1	Indicates whether the card should have a PIN: 0=No; 1=Yes Reserved for future use	Omit	Optional
<DlvMethod>	AN	1	1	The delivery method for the card. Options include: 0 = Standard delivery; 1 = Registered mail; 2 = Direct delivery; 3 = Customized DelvMethod 1; 4 = Customized DelvMethod 2; 5 = Customized DelvMethod 3; 6 = Customized DelvMethod 4; 7 = Customized DelvMethod 5; Default value is 0	Omit	Optional
<ImageID>	AN	1	16	Reference which identifies the card manufacturer's image file that will be printed on the face of the card.	Omit	Optional
<BrnCode>	AN	8	8	Branch code (or Agent code) with which the card is associated.	Omit	Optional
<ReNew>	AN	1	1	Indicates whether the card should be renewed on expiry: 0= No; 1= Yes.	Omit	Optional
<DenyMCC>	AN	1	192	List of MCC's (merchant category codes) that should be denied for the card. MCC's can be comma-separated, specified as a range, or combinations of both(e.g., 4546,5462,5667-5673,5957). These restrictions are in addition to MCC restrictions defined at the card product level. Legacy field. Do not use.	Omit	Optional
<DenySVC>	AN	1	64	Comma separated list of services (authorised on Transaction Codes) that should be denied for the card: 0 = Sale (Goods & services); 1 = Cash; 9 = Sale with cashback These restrictions are in addition to service code restrictions defined at the Card Product level. Note: For backwards compatibility only. Not used.	Omit	Optional
<AccType>	AN	2	2	Type code for the account associated with the card. Legacy field. Not used.	Omit	Optional
<CVC2>	AN	3	3	Card Verification Value, the 3-digit code printed on the back of the card.	Omit	Conditional
<DlvTitle>	AN	4	16	Delivery address title.	Omit	Optional
<DlvFirstName>	AN	1	20	Delivery first name.	Omit	Optional
<DlvLastName>	AN	1	20	Delivery last name.	Omit	Optional

Tag	Type	Minimum Length	Maximum Length	Description	Request	Response
<DlvAddrL1>	AN	1	50	Delivery address line 1.	Omit	Optional
<DlvAddrL2>	AN	1	50	Delivery address line 2.	Omit	Optional
<DlvAddrL3>	AN	1	50	Delivery address line 3.	Omit	Optional
<DlvCity>	AN	1	20	Delivery city.	Omit	Optional
<DlvPostcode>	AN	1	10	Delivery Post code Only available in V2.	Omit	Optional
<DlvCounty>	AN	1	20	Card purchaser's /delivery address county.	Omit	Optional
<DlvCountry>	AN	1	3	Card purchaser's /delivery address country 3-digit ISO country code (e.g., 826 for UK).	Omit	Optional
<DlvTel>	AN	1	20	Delivery telephone number.	Omit	Optional
<DlvEffDate>	YYYY-MM-DD	10	10	Date at which the delivery name and/or address became effective. If not present, the current date is the effective date. Legacy field. Not used.	Omit	Optional
<DlvExpDate>	YYYY-MM-DD	10	10	Date after which the delivery name and/or address expires. Mandatory if name and/or address delivery fields are present. Legacy field. Not used.	Omit	Optional
<SysDate>	YYYY-MM-DD	10	10	The system processing date.	Omit	Mandatory
<ActionCode>	AN	3	3	The action code for the response. See Action Codes .	Omit	Mandatory
<IsoLang>	AN	2	2	The language code in ISO 639-1 format. The language is used for card mailers, and also used if bespoke SMS templates are set up.	Omit	Optional

Security

Tag	Type	Minimum Length	Maximum Length	Description	Request	Response
<SecId>	N	1	8	Do not use. Set to 0	Mandatory	Omit
<SecVal>	AN	1	64	Do not use.	Optional	Omit
<SecValPos>	N	1	2	Do not use. Set to 0	Mandatory	Omit

Request

```
<soapenv:Envelope xmlns:soapenv="http://schemas.xmlsoap.org/soap/envelope/" xmlns:hyp="http://www.globalprocessing.ae/HyperionWeb">
  <soapenv:Header>
    <hyp:AuthSoapHeader>
      <hyp:strUserName>*****</hyp:strUserName>
      <hyp:strPassword>*****</hyp:strPassword>
    </hyp:AuthSoapHeader>
  </soapenv:Header>
  <soapenv:Body>
    <hyp:Ws_CardHolder_Details_Enquiry>
      <hyp:WSID>1234</hyp:WSID>
      <hyp:IssCode>ABCD</hyp:IssCode>
      <hyp:TxnCode>14</hyp:TxnCode>
      <hyp:LocDate>2013-01-01</hyp:LocDate>
      <hyp:LocTime>120000</hyp:LocTime>
      <hyp:AuthType>1</hyp:AuthType>
      <hyp:PAN></hyp:PAN>
      <hyp:Track2></hyp:Track2>
      <hyp:PublicToken>123456789</hyp:PublicToken>
      <hyp:DOB></hyp:DOB>
      <hyp:CVV></hyp:CVV>
      <hyp:AccCode></hyp:AccCode>
      <hyp:ClientCode></hyp:ClientCode>
      <hyp:ItemSrc>2</hyp:ItemSrc>
      <hyp:LastName></hyp:LastName>
      <hyp:secID>0</hyp:secID>
      <hyp:secVal></hyp:secVal>
      <hyp:SecValPos>0</hyp:SecValPos>
    </hyp:Ws_CardHolder_Details_Enquiry>
  </soapenv:Body>
</soapenv:Envelope>
```

Response

```
<soap:Envelope xmlns:soap="http://schemas.xmlsoap.org/soap/envelope/" xmlns:xsi="http://www.w3.org/2001/XMLSchema-instance" xmlns:xsd="http://www.w3.org/2001/XMLSchema">
  <soap:Body>
    <Ws_CardHolder_Details_EnquiryResponse xmlns="http://www.globalprocessing.ae/HyperionWeb">
      <Ws_CardHolder_Details_EnquiryResult>
        <WSID>1234</WSID>
        <IssCode>ABCD</IssCode>
        <TxnCode>14</TxnCode>
        <LocDate>2013-01-01</LocDate>
        <LocTime>120000</LocTime>
        <ClientCode/>
        <PublicKey>123456789</PublicKey>
        <DOB>1990-01-01</DOB>
        <StatCode>00</StatCode>
        <Title>Mr</Title>
        <FirstName>Firstname</FirstName>
        <LastName>Lastname</LastName>
        <Addr1>Office 13, Telfords Yard</Addr1>
        <Addr2>6-8 The Highway, Wapping</Addr2>
        <City>London</City>
        <PostCode>E1W 2BS</PostCode>
        <Country>826</Country>
        <Tel/>
        <WorkAddr1>Office 13, Telfords Yard</WorkAddr1>
        <WorkAddr2>6-8 The Highway, Wapping</WorkAddr2>
        <WorkAddr3/>
        <WorkCity>London</WorkCity>
        <WorkPostCode>E1W 2BS</WorkPostCode>
        <WorkCountry/>
        <WorkCountry>826</WorkCountry>
        <WorkTel/>
        <EMail/>
        <Fax/>
        <POBox>E1W 2BS</POBox>
        <MobTel/>
        <MaritalStatus>M</MaritalStatus>
        <Sex>M</Sex>
        <AccNo>1234567891234567</AccNo>
        <CrdProduct/>
        <EmbossName>GIFT CARD</EmbossName>
        <RefuseCheck>0</RefuseCheck>
        <MailShots>1</MailShots>
        <Discret/>
        <UsrData/>
        <UsrData1/>
        <UsrData2/>
        <UsrData3/>
        <UsrData4/>
        <CurrCode>GBP</CurrCode>
        <ExpDate>2015-03-31</ExpDate>
        <EffDate>2015-03-31</EffDate>
        <SvcCode>201</SvcCode>
        <AdditionalNo>0</AdditionalNo>
        <DateCreated>2013-01-01</DateCreated>
        <DateActivated>2013-01-01</DateActivated>
        <CrdDesign/>
        <PIN>0</PIN>
        <DlvMethod/>
        <ImageID>GPS</ImageID>
        <BrnCode/>
        <ReNew>0</ReNew>
        <DenyMCC/>
        <DenySVC/>
        <AccType/>
        <CVC2>164</CVC2>
        <DlvTitle>Mr</DlvTitle>
        <DlvFirstName>Firstname</DlvFirstName>
        <DlvLastName>Lastname</DlvLastName>
        <DlvAddr1>Office 13, Telfords Yard</DlvAddr1>
        <DlvAddr2>6-8 The Highway, Wapping</DlvAddr2>
        <DlvAddr3/>
        <DlvCity>London</DlvCity>
        <DlvCountry/>
        <DlvCountry>826</DlvCountry>
        <DlvTel/>
        <DlvEffDate/>
        <DlvExpDate/>
        <IsoLang/>
        <SysDate>2013-03-22</SysDate>
        <ActionCode>000</ActionCode>
      </Ws_CardHolder_Details_EnquiryResult>
    </Ws_CardHolder_Details_EnquiryResponse>
  </soap:Body>
</soap:Envelope>
```

Update Cardholder Details (V1)

API: [Ws_Update_Cardholder_Details](#)

This web service allows you to update cardholder details, such as: [name](#) and [address](#).

Note: You can also use [Ws_Update_Cardholder_Details_V2](#), which provides additional fields. See [Update Cardholder Details \(V2\)](#).

Record Description

Tag	Type	Minimum Length	Maximum Length	Description	Request	Response
<WSID>	N	1	19	Web service ID. Unique for every request.	Mandatory	Mandatory
<IssCode>	AN	1	4	GPS Issuer (Program Manager) Code. Assigned by GPS.	Mandatory	Mandatory
<TxnCode>	AN	1	2	The Transaction Code. See Transaction Codes . Default value is 13.	Mandatory	Mandatory
<ClientCode>	AN	1	64	User ID of the customer using the service. Only applicable to systems using member logins. Returned in the response if present in the request. Note: Legacy field. Not used.	Optional	Conditional
<AuthType>	AN	1	1	Parameter to specify how the card should be authenticated. See Authentication Methods .	Mandatory	Omit
<PAN>	AN	16	19	Card Number. Unique card identifier.	Conditional	Omit
<Track2>	AN	1	40	The card's Track 2. Mandatory in request if <PAN> and <PublicToken> are not present or when <AuthType> is '7'.	Conditional	Omit
<PublicToken>	AN	1	9	The card's public token, Mandatory in request if <PAN> and <Track2> are not present. Mandatory in the response.	Conditional	Mandatory
<DOB>	YYYY-MM-DD	10	10	Date of Birth. Mandatory if value of <AuthType> is '2' or '6'.	Conditional	Omit
<CVV>	AN	3	3	Card Verification Value, the 3-digit code printed on the back of the card. Mandatory if the value of <AuthType> is '3'.	Conditional	Omit
<accCode>	AN	0	6	Access code or passcode. If provided, must be 6 digits, leading zeroes are acceptable. Leave empty if not required. Mandatory if the value of <AuthType> is '4'.	Conditional	Omit
<newAccCode>	AN	0	6	The new access code for the card. This can be updated by the primary card and by additional cards that share the same customer record. If provided, must be 6 digits, leading zeroes are acceptable. Leave empty if not required.	Optional	Omit
<crdProduct>	AN	4	4	Card product associated with the card. Legacy field. Will always be blank.	Optional	Conditional
<lastName>	AN	1	20	Cardholder's last name, used to authenticate the cardholder if the value of <AuthType> is '6'.	C	Omit
<Title>	AN	1	4	Cardholder's title. This can be updated by the primary card and by additional cards that share the same customer record.	Optional	Omit
<firstName>	AN	1	20	Cardholder's first name. Also used as the card purchaser's first name if no delivery address is supplied. Mandatory if <lastName> is present and the value of <AuthType> is not '6'.	Conditional	Omit
<addr1>	AN	1	50	Cardholder's address line 1. Also used as the card purchaser's address line 1 if no delivery address is supplied. Mandatory if 'Address' fields are specified.	Conditional	Omit
<addr2>	AN	1	50	Cardholder's address line 2. Also used as the card purchaser's address line 2 if no delivery address is supplied.	Optional	Omit
<addr3>	AN	1	50	Cardholder's address line 3. Also used as the card purchaser's address line 3 if no delivery address is supplied.	Optional	Omit

Tag	Type	Minimum Length	Maximum Length	Description	Request	Response
				chaser's address line 3 if no delivery address is supplied.		
<city>	AN	1	20	Cardholder's home city. Also used as the card purchaser's city if no delivery address is supplied. Mandatory if <addrL1> is present, and <postcode> is not present.	Conditional	Omit
<postcode>	AN	1	10	Cardholder's home postcode. Also used as the card purchaser's postcode if no postcode is supplied. Mandatory if <addrL1> is present, and <city> is not present. See Postcode Permitted Characters .	Conditional	Omit
<country>	AN	1	3	Cardholder's country of residence. This is represented as a 3 digit ISO country code (e.g. 826 for UK). Mandatory if <addrL1> is present.	Conditional	Omit
<tel>	AN	1	20	Telephone number. See Processing of Phone Numbers .	Optional	Omit
<Workaddr1>	AN	1	35	Work address line 1. Mandatory if work address fields are being specified. If set to <space>, then clears <i>all</i> work address fields.	Conditional	Omit
<Workaddr2>	AN	1	35	Work address line 2.	Optional	Omit
<Workaddr3>	AN	1	35	Work address line 3.	Optional	Omit
<Workcity>	AN	1	20	Work city. Mandatory if <workAddrL1> is present, and <workPostcode> is not present.	Conditional	Omit
<Workpostcode>	AN	1	10	Work postcode. Mandatory if <addrL1> is present, and <workCity> is not present. See Postcode Permitted Characters .	Conditional	Omit
<Workcounty>	AN	1	20	Work county.	Optional	Omit
<Workcountry>	AN	1	3	Work country of residence. This is represented as a 3 digit ISO country code (e.g. 826 for UK). Mandatory if <workAddrL1> is present.	Conditional	Omit
<Worktel>	AN	1	20	Work telephone number. See Processing of Phone Numbers .	Optional	Omit
<pobox>	AN	1	8	Post office box number.	Optional	Omit
<email>	AN	1	64	Email address of the cardholder.	Optional	Omit
<fax>	AN	1	20	Fax number.	Optional	Omit
<mobTel>	AN	1	25	Cardholder's mobile phone number (including dialing code if applicable). See Processing of Telephone Numbers .	Optional	Omit
<maritalStatus>	AN	1	1	Marital status: S= single; M= married; D = divorced; W = widowed; space = not specified.	Optional	Omit
<sex>	AN	1	1	Gender: M = male; F= female; space= Not specified.	Optional	Omit
<embossName>	AN	1	27	Name embossed on the card. Note that actual embossed name will not change until the card is re-issued. This can be updated by the primary card and by additional cards that share the same customer record.	Optional	Omit
<refuseCheck>	AN	1	1	Whether cheques should be refused. 0 = No; 1= Yes. For customer use only. GPS ignore this field.	Optional	Omit
<mailShots>	AN	1	1	Whether the cardholder accepts mailshots or member contact. 0 = No; 1 = Yes For customer use only. GPS ignore this field.	Optional	Omit
<discret>	AN	1	25	Discretionary data, for information only.	Optional	Omit
<userdata>	AN	1	30	Cardholder information stored at card level, free text field.	Optional	Omit

Tag	Type	Minimum Length	Maximum Length	Description	Request	Response
<userdata1>	AN	1	12	Cardholder information stored at member level, free text field.	Optional	Omit
<userdata2>	AN	1	12	Cardholder information stored at member level, free text field.	Optional	Omit
<userdata3>	AN	1	12	Cardholder information stored at member level, free text field.	Optional	Omit
<userdata4>	AN	1	32	Cardholder information stored at member level, free text field.	Optional	Omit
<pin>	AN	1	1	Indicates whether the card should have a PIN: 0 = No; 1 = Yes. This can be updated by the primary card and by additional cards that share the same member record. Note: updating this value to reflect that the card has a PIN will not induce a PIN-generation request. This must be initiated by another means. An update from 0 to 1 means that a PIN may be requested.	Optional	Omit
<imageID>	AN	1	16	ID of the card manufacturer image to be printed on the card. This can be updated by the primary card and by additional cards that share the same member record.	Optional	Omit
<brncode>	AN	8	8	Branch code (or Agent code) with which the card is associated. This can be updated by the primary card and by additional cards that share the same member record.	Optional	Omit
<renew>	AN	1	1	Indicates whether the card should be renewed on expiry: 0 = No, 1 = Yes. Note: The value is stored, but currently not used. Future feature.	Optional	Omit
<dlvMethod>	AN	1	1	The delivery method for the card. Options include: 0 = Standard delivery; 1 = Registered mail; 2 = Direct delivery; 3 = Customized DelvMethod 1; 4 = Customized DelvMethod 2; 5 = Customized DelvMethod 3; 6 = Customized DelvMethod 4; 7 = Customized DelvMethod 5; Default value is 0	Optional	Omit
<denyMCC>	AN	1	192	List of MCC's (merchant category codes) that should be denied for the card. MCC's can be comma-separated, specified as a range, or combinations of both (e.g. 4546,5462,5667-5673,5957). These restrictions are in addition to MCC restrictions defined at the card product level. Note: For legacy use only.	Optional	Omit
<denySvc>	AN	1	64	Comma separated list of services (authorised on Transaction Codes) that should be denied for the card: 0 = Sale (Goods & services); 1 = Cash; 9 = Sale with cashback These restrictions are in addition to service code restrictions defined at the Card Product level. Note: For backwards compatibility only. Not used.	Optional	Omit
<accType>	AN	2	2	Type of card account. See Account Types .	Optional	Omit
<memo>	AN	1	4096	Add a memo to the customer details that will be visible to CSR's on the GUI application.	Optional	Omit
<memoScope>	N	1	3	Scope of visibility for the memo. 0 - full visibility (any user logged in to the GUI application will be able to view this memo). To set more restrictive scopes, the Member and GPS must agree the value for each level. This value may then be used here.	Mandatory	Omit

Tag	Type	Minimum Length	Maximum Length	Description	Request	Response
				Default value as 0.		
<memoUser>	AN	1	15	The user that created the memo.	Optional	Omit
<itemSrc>	N	1	5	Source field to define alternate fees. Legacy field for information purposes only; see Item Source Types . Suggest using 0.	Mandatory	Omit
<dlvTitle>	AN	4	16	Delivery address title.	Optional	Omit
<dlvfirstName>	AN	1	20	Delivery first name. Mandatory if <dlvLastName> is present.	Conditional	Omit
<dlvlastName>	AN	1	20	Delivery last name. Mandatory if delivery name fields are being specified.	Conditional	Omit
<dlvaddr1>	AN	1	50	Delivery address line 1. Mandatory if delivery address fields are being specified.	Conditional	Omit
<dlvaddr2>	AN	1	50	Delivery address line 2.	Optional	Omit
<dlvaddr3>	AN	1	50	Delivery address line 3.	Optional	Omit
<dlvcity>	AN	1	20	Delivery city. Mandatory if <dlvAddrL1> is present, and <dlvPostcode> is not present.	Conditional	Omit
<dlvpostcode>	AN	1	10	Delivery postcode. Mandatory if <dlvAddrL1> is present, and <dlvCity> is not present. See Postcode Permitted Characters .	Conditional	Omit
<dlvcounty>	AN	1	20	Delivery county.	Optional	Omit
<dlvcountry>	AN	1	3	Card purchaser's /delivery address country 3-digit ISO country code (e.g., 826 for UK). Mandatory if <dlvAddrL1> is present.	Conditional	Omit
<dlvtel>	AN	1	20	Delivery telephone number.	Optional	Omit
<dlvEffDate>	YYYY-MM-DD	10	10	Date at which delivery name and/or address becomes effective. If not specified, the current date is used as the effective date.	Optional	Omit
<dlvDaysValid>	N	1	3	No longer used. Set to 0.	Mandatory	Omit
<crdprogram>	AN	1	6	Pre-defined program reference code associated with the card. This can be updated by the primary card and by additional cards that share the same customer record.	Optional	Omit
<crddesign>	AN	1	50	The card manufacturer's card design reference. Also known as PRODUCT_REF in the XML file sent to the card manufacturer.	Optional	Omit
<sysDate>	YYYY-MM-DD	10	10	The system processing date.	Omit	Mandatory
<actionCode>	AN	3	3	The action code for the response. See Action Codes .	Omit	Mandatory
<feeTier>	AN	1	3	The fee tier based on which fees are charged for the card.	Optional	Omit
<isoLang>	AN	2	2	The language code in ISO 639-1 format. The language is used for card mailers, and also used if bespoke SMS templates are set up.	Optional	Omit
<fundcrdPAN>	AN	13	19	PAN of source-of-funds card. Reserved for future use. DO NOT USE	Optional	Omit
<fundCrdEffDate>	YYYY-MM-DD	10	10	Start Date of source-of-funds card. Reserved for future use. DO NOT USE	Optional	Omit
<fundCrdExpDate>	YYYY-MM-DD	10	10	Expiry Date of source-of-funds card. Reserved for future use. DO NOT USE	Optional	Omit
<fundCrdType>	AN	1	15	Type of card used as source of funds: MC = MasterCard VISA = Visa DELTA = Visa Debit/Delta	Optional	Omit

Tag	Type	Minimum Length	Maximum Length	Description	Request	Response
				SWITCH = UK Maestro MASTRO = International Maestro SOLO = Solo AMEX = American Express Reserved for future use. DO NOT USE		
<fundCrdIssNum>	N	1	2	Issuer number of source of card funds. Reserved for future use. Set to 0.	Mandatory	Omit
<fundCrdCVC>	N	3	4	Card verification code of source of card funds. Reserved for future use. Set to 0.	Mandatory	Omit
<SmsBalance>	N	1	1	Whether to send an SMS regarding the details of transaction amount and available balance to the customer after each card use. 0 or False = Do not send; 1 or True = Send; 2 = Do not change current value.	Mandatory	Omit
<CustAccount>	AN	1	25	Client reference for the card.	Optional	Omit
<VanityName>	AN	1	32	Enables you to add an additional alternative form of title to the card, e.g. "Company Director". Can appear on <i>Embossed Line 4</i> , or <i>Thermal Line 1</i> and <i>Thermal Line 2</i> , if configured in Smart Client, and be recorded in the card purchaser details.	Optional	Omit
<CarrierType>	AN	1	30	Defines carrier product. Note: This is the Carrier Product Design reference as used by the card printer.	Optional	Omit

Service Details

Tag	Type	Minimum Length	Maximum Length	Description	Request	Response
<svcSrc>	N	1	2	RESERVED FOR FUTURE USE Source of the service. Please use the value 4 (has no effect)	Mandatory	Omit
<svcType>	N	1	3	RESERVED FOR FUTURE USE The service type. Please use the value 1 (has no effect)	Mandatory	Omit
<svcStatus>	N	1	1	RESERVED FOR FUTURE USE The service status associated with <SMSSVCTYPE>. Please use the value 1 (has no effect)	Mandatory	Omit

Security

Tag	Type	Minimum Length	Maximum Length	Description	Request	Response
<SecId>	N	1	8	Do not use. Set to 0	Mandatory	Omit
<SecVal>	AN	1	64	Do not use.	Optional	Omit
<SecValPos>	N	1	2	Do not use. Set to 0	Mandatory	Omit

Clearing Field Values

The following fields can have their values cleared by sending a <space>:

```

title
lastName
firstName
addrL1
addrL2
addrL3
city
county
postcode
country
tel
userdata
workAddrL1
workAddrL2
workAddrL3
workCity
workCounty
workPostcode
workCountry
workTel
pobox
maritalStatus
sex

```

userdata1
userdata2
userdata3
userdata4
mailshots
email
fax
mobTel
newAccCode
embossName
imageID
VanityName
HouseNo
dlvPostCode
dlvaddr1
dlvaddr2
dlvaddr3
dlvcity
dlvcountry

Request

```
<soapenv:Envelope xmlns:soapenv="http://schemas.xmlsoap.org/soap/envelope/" xmlns:hyp="http://www.globalprocessing.ae/HyperionWeb">
  <soapenv:Header>
    <hyp:AuthSoapHeader>
      <hyp:strUserName>*****</hyp:strUserName>
      <hyp:strPassword>*****</hyp:strPassword>
    </hyp:AuthSoapHeader>
  </soapenv:Header>
  <soapenv:Body>
    <hyp:Ws_Update_Cardholder_Details>
      <hyp:WSID>1234</hyp:WSID>
      <hyp:IssCode>ABCD</hyp:IssCode>
      <hyp:TxnCode>13</hyp:TxnCode>
      <hyp:ClientCode></hyp:ClientCode>
      <hyp:AuthType>1</hyp:AuthType>
      <hyp:PAN></hyp:PAN>
      <hyp:Track2></hyp:Track2>
      <hyp:DOB></hyp:DOB>
      <hyp:CVV></hyp:CVV>
      <hyp:accCode></hyp:accCode>
      <hyp:newAccCode></hyp:newAccCode>
      <hyp:crdProduct></hyp:crdProduct>
      <hyp:lastName></hyp:lastName>
      <hyp:Title></hyp:Title>
      <hyp:firstName></hyp:firstName>
      <hyp:addr1></hyp:addr1>
      <hyp:addr2></hyp:addr2>
      <hyp:city></hyp:city>
      <hyp:postcode></hyp:postcode>
      <hyp:country></hyp:country>
      <hyp:tel></hyp:tel>
      <hyp:Workaddr1>Office 13, Telfords Yard</hyp:Workaddr1>
      <hyp:Workaddr2>6-8 The Highway, Wapping </hyp:Workaddr2>
      <hyp:Workaddr3></hyp:Workaddr3>
      <hyp:Workcity>London</hyp:Workcity>
      <hyp:Workpostcode>E1W 2BS</hyp:Workpostcode>
      <hyp:Workcountry></hyp:Workcountry>
      <hyp:Workcountry>826</hyp:Workcountry>
      <hyp:Worktel></hyp:Worktel>
      <hyp:pobox></hyp:pobox>
      <hyp:email></hyp:email>
      <hyp:fax></hyp:fax>
      <hyp:mobTel></hyp:mobTel>
      <hyp:maritalStatus>M</hyp:maritalStatus>
      <hyp:sex>M</hyp:sex>
      <hyp:embossName></hyp:embossName>
      <hyp:refuseCheck></hyp:refuseCheck>
      <hyp:mailShots></hyp:mailShots>
      <hyp:discret></hyp:discret>
      <hyp:userdata></hyp:userdata>
      <hyp:userdata1></hyp:userdata1>
      <hyp:userdata2></hyp:userdata2>
      <hyp:userdata3></hyp:userdata3>
      <hyp:userdata4></hyp:userdata4>
      <hyp:pin></hyp:pin>
      <hyp:imageID></hyp:imageID>
      <hyp:brncode></hyp:brncode>
      <hyp:renew></hyp:renew>
      <hyp:dlvMethod></hyp:dlvMethod>
      <hyp:denyMCC></hyp:denyMCC>
      <hyp:denySvc></hyp:denySvc>
      <hyp:accType></hyp:accType>
      <hyp:memo></hyp:memo>
      <hyp:memoScope>0</hyp:memoScope>
      <hyp:memoUser></hyp:memoUser>
      <hyp:itemSrc>2</hyp:itemSrc>
      <hyp:dlvTitle></hyp:dlvTitle>
      <hyp:dlvfirstName></hyp:dlvfirstName>
      <hyp:dlvlastName></hyp:dlvlastName>
      <hyp:dlvaddr1></hyp:dlvaddr1>
      <hyp:dlvaddr2></hyp:dlvaddr2>
      <hyp:dlvaddr3></hyp:dlvaddr3>
      <hyp:dlvcity></hyp:dlvcity>
      <hyp:dlvpostcode></hyp:dlvpostcode>
      <hyp:dlvcountry></hyp:dlvcountry>
      <hyp:dlvcountry></hyp:dlvcountry>
    </hyp:Ws_Update_Cardholder_Details>
  </soapenv:Body>
</soapenv:Envelope>
```

```

<hyp:dlvtel></hyp:dlvtel>
<hyp:dlvEffDate></hyp:dlvEffDate>
<hyp:dlvDaysValid>0</hyp:dlvDaysValid>
<hyp:crdprogram></hyp:crdprogram>
<hyp:crddesign></hyp:crddesign>
<hyp:feeTier></hyp:feeTier>
<hyp:isoLang></hyp:isoLang>
<hyp:fundcrdPAN></hyp:fundcrdPAN>
<hyp:fundCrdEffDate></hyp:fundCrdEffDate>
<hyp:fundCrdExpDate></hyp:fundCrdExpDate>
<hyp:fundCrdType>1</hyp:fundCrdType>
<hyp:fundCrdIssNum>1</hyp:fundCrdIssNum>
<hyp:fundCrdCVC>1</hyp:fundCrdCVC>
<hyp:svcSrc>1</hyp:svcSrc>
<hyp:svcType>1</hyp:svcType>
<hyp:svcStatus>1</hyp:svcStatus>
<hyp:secID>0</hyp:secID>
<hyp:SecVal></hyp:SecVal>
<hyp:SecValPos>0</hyp:SecValPos>
<hyp:PublicToken>123456789</hyp:PublicToken>
<hyp:SmsBalance>0</hyp:SmsBalance>
</hyp:Ws_Update_Cardholder_Details>
</soapenv:Body>
</soapenv:Envelope>

```

Response

```

<soap:Envelope xmlns:soap="http://schemas.xmlsoap.org/soap/envelope/" xmlns:xsi="http://www.w3.org/2001/XMLSchema-instance" xmlns:xsd="http://www.w3.org/2001/XMLSchema">
  <soap:Body>
    <Ws_Update_Cardholder_DetailsResponse xmlns="http://www.globalprocessing.ae/HyperionWeb">
      <Ws_Update_Cardholder_DetailsResult>
        <WSID>1234</WSID>
        <IssCode>ABCD</IssCode>
        <TxnCode>13</TxnCode>
        <ClientCode/>
        <PublicToken>123456789</PublicToken>
        <CrdProduct/>
        <SysDate>2013-01-01</SysDate>
        <ActionCode>000</ActionCode>
      </Ws_Update_Cardholder_DetailsResult>
    </Ws_Update_Cardholder_DetailsResponse>
  </soap:Body>
</soap:Envelope>

```

Update Cardholder Details (V2)

API: [Ws_Update_Cardholder_Details_V2](#)

This web service updates the details of a cardholder.

Note: This web service is an enhancement to [Ws_Update_Cardholder_Details](#) (see [Update Cardholder Details \(V1\)](#)). It allows you to update additional cardholder details, such as [EmbossLine4](#), [ProductRef](#) and [ThermalLine1](#).

Record Description

Tag	Type	Minimum Length	Maximum Length	Description	Request	Response
<WSID>	N	1	19	Web service ID. Unique for every request.	Mandatory	Mandatory
<IssCode>	AN	1	4	GPS Issuer (Program Manager) Code. Assigned by GPS.	Mandatory	Mandatory
<TxnCode>	AN	1	2	The Transaction Code. See Transaction Codes . Default value is 13.	Mandatory	Mandatory
<ClientCode>	AN	1	64	User ID of the customer using the service. Only applicable to systems using member logins. Returned in the response if present in the request. Note: Legacy field. Not used.	Optional	Conditional
<AuthType>	AN	1	1	Parameter to specify how the card should be authenticated. See Authentication Methods .	Mandatory	Omit
<PAN>	AN	16	19	Card Number. Unique card identifier.	Conditional	Omit
<PublicToken>	AN	1	9	The card's public token, Mandatory in request if <PAN> and <Track2> are not present. Mandatory in the response.	Conditional	Mandatory
<DOB>	YYYY-MM-DD	10	10	Date of Birth. Mandatory if value of <AuthType> is '2' or '6'.	Conditional	Omit
<CVV>	AN	3	3	Card Verification Value, the 3-digit code printed on the back of the card. Mandatory if the value of <AuthType> is '3'.	Conditional	Omit
<accCode>	AN	0	6	Access code or passcode. If provided, must be 6 digits, leading zeroes are acceptable. Leave empty if not required. Mandatory if the value of <AuthType> is '4'.	Conditional	Omit
<newAccCode>	AN	0	6	The new access code for the card. This can be updated by the primary card and by additional cards that share the same customer record. If provided, must be 6 digits, leading zeroes are acceptable. Leave empty if not required.	Optional	Omit
<lastName>	AN	1	20	Cardholder's last name, used to authenticate the cardholder if the value of <AuthType> is '6'.	C	Omit
<Title>	AN	1	4	Cardholder's title. This can be updated by the primary card and by additional cards that share the same customer record.	Optional	Omit
<firstName>	AN	1	20	Cardholder's first name. Also used as the card purchaser's first name if no delivery address is supplied. Mandatory if <lastName> is present and the value of <AuthType> is not '6'.	Conditional	Omit
<addr1>	AN	1	50	Cardholder's address line 1. Also used as the card purchaser's address line 1 if no delivery address is supplied. Mandatory if 'Address' fields are specified.	Conditional	Omit
<addr2>	AN	1	50	Cardholder's address line 2. Also used as the card purchaser's address line 2 if no delivery address is supplied.	Optional	Omit
<addr3>	AN	1	50	Cardholder's address line 3. Also used as the card purchaser's address line 3 if no delivery address is supplied.	Optional	Omit
<city>	AN	1	20	Cardholder's home city. Also used as the card purchaser's city if no delivery address is supplied. Mandatory if <addrL1> is present, and <postcode> is not present.	Conditional	Omit
<postcode>	AN	1	10	Cardholder's home postcode. Also used as the card purchaser's postcode if no postcode is supplied. Mandatory if <addrL1> is present, and <city> is not present. See Postcode Permitted Characters .	Conditional	Omit

Tag	Type	Minimum Length	Maximum Length	Description	Request	Response
<country>	AN	1	3	Cardholder's country of residence. This is represented as a 3 digit ISO country code (e.g. 826 for UK). Mandatory if <addrL1> is present.	Conditional	Omit
<tel>	AN	1	20	Telephone number. See Processing of Phone Numbers .	Optional	Omit
<Workaddr1>	AN	1	35	Work address line 1. Mandatory if work address fields are being specified. If set to <space>, then clears <i>all</i> work address fields.	Conditional	Omit
<Workaddr2>	AN	1	35	Work address line 2.	Optional	Omit
<Workaddr3>	AN	1	35	Work address line 3.	Optional	Omit
<Workcity>	AN	1	20	Work city. Mandatory if <workAddrL1> is present, and <workPostcode> is not present.	Conditional	Omit
<Workpostcode>	AN	1	10	Work postcode. Mandatory if <addrL1> is present, and <workCity> is not present. See Postcode Permitted Characters .	Conditional	Omit
<Workcounty>	AN	1	20	Work county.	Optional	Omit
<Workcountry>	AN	1	3	Work country of residence. This is represented as a 3 digit ISO country code (e.g. 826 for UK). Mandatory if <workAddrL1> is present.	Conditional	Omit
<Worktel>	AN	1	20	Work telephone number. See Processing of Phone Numbers .	Optional	Omit
<email>	AN	1	64	Email address of the cardholder.	Optional	Omit
<fax>	AN	1	20	Fax number.	Optional	Omit
<mobTel>	AN	1	25	Cardholder's mobile phone number (including dialing code if applicable). See Processing of Telephone Numbers .	Optional	Omit
<maritalStatus>	AN	1	1	Marital status: S= single; M= married; D = divorced; W = widowed; space = not specified.	Optional	Omit
<sex>	AN	1	1	Gender: M = male; F= female; space= Not specified.	Optional	Omit
<embossName>	AN	1	27	Name embossed on the card. Note that actual embossed name will not change until the card is re-issued. This can be updated by the primary card and by additional cards that share the same customer record.	Optional	Omit
<discret>	AN	1	25	Discretionary data, for information only.	Optional	Omit
<userdata>	AN	1	30	Cardholder information stored at card level, free text field.	Optional	Omit
<userdata1>	AN	1	12	Cardholder information stored at member level, free text field.	Optional	Omit
<userdata2>	AN	1	12	Cardholder information stored at member level, free text field.	Optional	Omit
<userdata3>	AN	1	12	Cardholder information stored at member level, free text field.	Optional	Omit
<userdata4>	AN	1	32	Cardholder information stored at member level, free text field.	Optional	Omit
<imageID>	AN	1	16	ID of the card manufacturer image to be printed on the card. This can be updated by the primary card and by additional cards that share the same member record.	Optional	Omit
<brmcode>	AN	8	8	Branch code (or Agent code) with which the card is associated. This can be updated by the primary card and by additional cards that share the same member record.	Optional	Omit
<dlvMethod>	AN	1	1	The delivery method for the card. Options include: 0 = Standard delivery; 1 = Registered mail; 2 = Direct delivery; 3 = Customized DelvMethod 1; 4 = Customized DelvMethod 2; 5 = Customized DelvMethod 3; 6= Customized DelvMethod 4; 7 = Customized DelvMethod 5; Default value is 0	Optional	Omit
<itemSrc>	N	1	5	Source field to define alternate fees. Legacy field for information purposes only; see Item Source Types . Suggest using 0.	Mandatory	Omit
<dlvTitle>	AN	4	16	Delivery address title.	Optional	Omit

Tag	Type	Minimum Length	Maximum Length	Description	Request	Response
<dlvfirstName>	AN	1	20	Delivery first name. Mandatory if <dlvLastName> is present.	Conditional	Omit
<dlvlastName>	AN	1	20	Delivery last name. Mandatory if delivery name fields are being specified.	Conditional	Omit
<dlvaddr1>	AN	1	50	Delivery address line 1. Mandatory if delivery address fields are being specified.	Conditional	Omit
<dlvaddr2>	AN	1	50	Delivery address line 2.	Optional	Omit
<dlvaddr3>	AN	1	50	Delivery address line 3.	Optional	Omit
<dlvcity>	AN	1	20	Delivery city. Mandatory if <dlvAddrL1> is present, and <dlvPostcode> is not present.	Conditional	Omit
<dlvpostcode>	AN	1	10	Delivery postcode. Mandatory if <dlvAddrL1> is present, and <dlvCity> is not present. See Postcode Permitted Characters .	Conditional	Omit
<dlvcounty>	AN	1	20	Delivery county.	Optional	Omit
<dlvcountry>	AN	1	3	Card purchaser's /delivery address country 3-digit ISO country code (e.g., 826 for UK). Mandatory if <dlvAddrL1> is present.	Conditional	Omit
<crdprogram>	AN	1	6	Pre-defined program reference code associated with the card. This can be updated by the primary card and by additional cards that share the same customer record.	Optional	Omit
<ProductRef>	AN	1	50	The card manufacturer's card design reference. Also known as PRODUCT_REF in the XML file sent to the card manufacturer.	Optional	Omit
<SysDate>	YYYY-MM-DD	10	10	The system processing date.	Omit	Mandatory
<ActionCode>	AN	3	3	The action code for the response. See Action Codes .	Omit	Mandatory
<isoLang>	AN	2	2	The language code in ISO 639-1 format. The language is used for card mailers, and also used if bespoke SMS templates are set up.	Optional	Omit
<SmsBalance>	N	1	1	Whether to send an SMS regarding the details of transaction amount and available balance to the customer after each card use. 0 or False = Do not send; 1 or True = Send; 2 = Do not change current value.	Mandatory	Omit
<CustAccount>	AN	1	25	Cardholder account number or reference number. You can use this reference to find the cards linked to a cardholder. Also displayed in Smart Client as <i>Customer Reference</i> .	Optional	Omit
<VanityName>	AN	1	32	Enables you to add an additional alternative form of title to the card, e.g. "Company Director". Can appear on <i>Embossed Line 4</i> , or <i>Thermal Line 1</i> and <i>Thermal Line 2</i> , if configured in Smart Client, and be recorded in the card purchaser details.	Optional	Omit
<CarrierType>	AN	1	30	The Carrier Product design reference as used by the Card Manufacturer. This is the letter onto which the card is attached when sent to the cardholder. Identifies the Carrier Product type of the Card Manufacturer.	Optional	Omit
<Fulfil1>	AN	1	50	Free text field which can be used for transferring extra information to the card manufacturer, for example, to be printed on the Carrier. Identifies the <i>FULFIL1</i> field in the XML file sent to the card manufacturer.	Optional	Omit
<Fulfil2>	AN	1	50	Free text field which can be used for transferring extra information to the card manufacturer, for example, to be printed on the Carrier. Identifies the <i>FULFIL2</i> field in the XML file sent to the card manufacturer.	Optional	Omit
<ThermalLine1>	AN	1	120	Free text field which can be used for transferring extra information to be printed on the card. For example, to add a customer service phone number.	Optional	Omit
<ThermalLine2>	AN	1	70	Free text field which can be used for transferring extra information to be printed on the card. For example, to add a link to your service terms and conditions.	Optional	Omit
<EmbossLine4>	AN	1	27	The card's embossed line 4 on the front of the card. Could be used for example, to add an account number or sort code.	Optional	Omit
<LogoFrontID>	AN	1	30	Reference which identifies the card manufacturer's logo file that will be	Optional	Omit

Tag	Type	Minimum Length	Maximum Length	Description	Request	Response
				printed on the face of the card.		
<LogoBackID>	AN	1	30	Reference which identifies the card manufacturer's logo file that will be printed on the back of the card, if supported.	Optional	Omit
<Delv_Code>	AN	1	12	The delivery code for the card. If specified, the card manufacturer sends all cards with the same delivery code to the specified delivery address.	Optional	Omit

Clearing field values

The following fields may have their values cleared by sending a <space>:

Title	tel	maritalStatus	embossName	Fulfil1
lastName	userdata	sex	imageID	Fulfil2
firstName	workAddr1	userdata1	VanityName	ProductRef
addr1	workAddr2	userdata2	dlvpostcode	ThermalLine1
addr2	workAddr3	userdata3	dlvaddr1	ThermalLine2
addr3	workcity	userdata4	dlvaddr2	
city	workcounty	email	dlvaddr3	
county	workpostcode	fax	dlvcity	
postcode	workcountry	mobTel	dlvcountry	
country	worktel	newAccCode	EmbossLine4	

Request

```
<soapenv:Envelope xmlns:soapenv="http://schemas.xmlsoap.org/soap/envelope/" xmlns:hyp="http://www.globalprocessing.ae/HyperionWeb">
  <soapenv:Header>
    <hyp:AuthSoapHeader>
      <hyp:strUserName>*****</hyp:strUserName>
      <hyp:strPassword>*****</hyp:strPassword>
    </hyp:AuthSoapHeader>
  </soapenv:Header>
  <soapenv:Body>
    <hyp:Ws_Update_Cardholder_Details_V2>
      <hyp:WSID>1234</hyp:WSID>
      <hyp:IssCode>ABCD</hyp:IssCode>
      <hyp:TxnCode>13</hyp:TxnCode>
      <hyp:ClientCode></hyp:ClientCode>
      <hyp:AuthType>1</hyp:AuthType>
      <hyp:PAN></hyp:PAN>
      <hyp:PublicToken>123456789</hyp:PublicToken>
      <hyp:DOB></hyp:DOB>
      <hyp:CVV></hyp:CVV>
      <hyp:accCode></hyp:accCode>
      <hyp:newAccCode></hyp:newAccCode>
      <hyp:lastName></hyp:lastName>
      <hyp:title></hyp:title>
      <hyp:firstName></hyp:firstName>
      <hyp:addr1></hyp:addr1>
      <hyp:addr2></hyp:addr2>
      <hyp:addr3></hyp:addr3>
      <hyp:city></hyp:city>
      <hyp:postcode></hyp:postcode>
      <hyp:country></hyp:country>
      <hyp:tel></hyp:tel>
      <hyp:Workaddr1>Office 13, Telfords Yard</hyp:Workaddr1>
      <hyp:Workaddr2>6-8 The Highway, Wapping </hyp:Workaddr2>
      <hyp:Workaddr3></hyp:Workaddr3>
      <hyp:Workcity>London</hyp:Workcity>
      <hyp:Workpostcode>E1W 2BS</hyp:Workpostcode>
      <hyp:Workcounty></hyp:Workcounty>
      <hyp:Workcountry>826</hyp:Workcountry>
      <hyp:Worktel></hyp:Worktel>
      <hyp:email></hyp:email>
      <hyp:fax></hyp:fax>
      <hyp:mobTel></hyp:mobTel>
      <hyp:maritalStatus>M</hyp:maritalStatus>
      <hyp:sex>M</hyp:sex>
      <hyp:embossName></hyp:embossName>
      <hyp:discret></hyp:discret>
      <hyp:userdata></hyp:userdata>
      <hyp:userdata1></hyp:userdata1>
      <hyp:userdata2></hyp:userdata2>
      <hyp:userdata3></hyp:userdata3>
      <hyp:userdata4></hyp:userdata4>
      <hyp:imageID></hyp:imageID>
      <hyp:brncode></hyp:brncode>
      <hyp:dlvMethod></hyp:dlvMethod>
      <hyp:itemSrc>2</hyp:itemSrc>
      <hyp:dlvTitle></hyp:dlvTitle>
      <hyp:dlvfirstName></hyp:dlvfirstName>
      <hyp:dlvlastName></hyp:dlvlastName>
      <hyp:dlvaddr1></hyp:dlvaddr1>
      <hyp:dlvaddr2></hyp:dlvaddr2>
      <hyp:dlvaddr3></hyp:dlvaddr3>
      <hyp:dlvcity></hyp:dlvcity>
      <hyp:dlvpostcode></hyp:dlvpostcode>
      <hyp:dlvcountry></hyp:dlvcountry>
      <hyp:dlvcountry></hyp:dlvcountry>
      <hyp:crdprogram></hyp:crdprogram>
      <hyp:ProductRef></hyp:ProductRef>
      <hyp:isoLang></hyp:isoLang>
      <hyp:SmsBalance>0</hyp:SmsBalance>
    </hyp:Ws_Update_Cardholder_Details_V2>
  </soapenv:Body>
</soapenv:Envelope>
```

```
<hyp:CustAccount></hyp:CustAccount>
<hyp:VanityName></hyp:VanityName>
<hyp:CarrierType></hyp:CarrierType>
<hyp:Fulfil1></hyp:Fulfil1>
<hyp:Fulfil2></hyp:Fulfil2>
<hyp:ThermalLine1></hyp:ThermalLine1>
<hyp:ThermalLine2></hyp:ThermalLine2>
<hyp:EmbossLine4></hyp:EmbossLine4>
<hyp:LogoFrontId></hyp:LogoFrontId>
<hyp:LogoBackId></hyp:LogoBackId>
<hyp:Delv_Code></hyp:Delv_Code>
  </hyp:Ws_Update_Cardholder_Details_V2>
</soapenv:Body>
</soapenv:Envelope>
```

Response

```
<soap:Envelope xmlns:soap="http://schemas.xmlsoap.org/soap/envelope/" xmlns:xsi="http://www.w3.org/2001/XMLSchema-instance" xmlns:xsd="http://www.w3.org/2001/XMLSchema">
  <soap:Body>
    <Ws_Update_Cardholder_Details_V2Response xmlns="http://www.globalprocessing.ae/HyperionWeb">
      <Ws_Update_Cardholder_Details_V2Result>
        <WSID>1234</WSID>
        <IssCode>ABCD</IssCode>
        <TxnCode>13</TxnCode>
        <ClientCode/>
        <PublicKey>123456789</PublicKey>
        <SysDate>2020-08-01</SysDate>
        <ActionCode>000</ActionCode>
      </Ws_Update_Cardholder_Details_V2Result>
    </Ws_Update_Cardholder_Details_V2Response>
  </soap:Body>
</soap:Envelope>
```

Cards Get Expiring Soon

API: [Ws_Get_Card_ExpireSoon](#)

This web service returns the details of cards that are going to expire before the end of the current month. The response returns all cards due to expire, regardless of the volume.

Record Description

Tag	Type	Minimum Length	Maximum Length	Description	Request	Response
<WSID>	N	1	19	Web service ID. Unique for every request.	Mandatory	Mandatory
<IssCode>	AN	1	4	GPS Issuer (Program Manager) Code. Assigned by GPS.	Mandatory	Mandatory
<SysDate>	YYYY-MM-DD	10	10	The system processing date.	Omit	Mandatory
<ActionCode>	AN	3	3	The action code for the response. See Action Codes .	Omit	Mandatory
<cardList>	-	-	-	An array of Card_Details . See Card_Details below. Can occur multiple times within the message.		

Card_Details

Tag	Type	Minimum Length	Maximum Length	Description	Request	Response
<Scheme>	AN	1	50	Scheme name.	Omit	Mandatory
<Product>	AN	1	50	Name of the product.	Omit	Mandatory
<PublicToken>	N	16	19	Card's public token.	Omit	Mandatory
<Emboss_Name>	AN	1	51	Name embossed on the card.	Omit	Mandatory
<ExpiryDate>	YYYY-MM-DD	10	10	Expiry date of the card in YYYY-MM-DD format.	Omit	Mandatory
<IsLive>	N	1	1	Indicates whether the card is active: 1 = Active; 0 = Not Active	Omit	Mandatory
<ActivationDate>	YYYY-MM-DD	10	10	Activation date of the card.	Omit	Mandatory
<AvlBal>	D	1	20	The current balance on the card account. This includes all financial transactions and outstanding authorisations.	Omit	Mandatory
<BlkAmt>	D	1	20	Amount of funds blocked on the card account as a result of all outstanding authorisations.	Omit	Mandatory
<CurCode>	AN	3	3	3-letter ISO currency code for the account billing currency.	Omit	Mandatory

Request

```
<soapenv:Envelope xmlns:soapenv="http://schemas.xmlsoap.org/soap/envelope/" xmlns:hyp="http://www.globalprocessing.ae/HyperionWeb">
  <soapenv:Header>
    <hyp:AuthSoapHeader>
      <!--Optional:-->
      <hyp:strUserName>*****</hyp:strUserName>
      <!--Optional:-->
      <hyp:strPassword>*****</hyp:strPassword>
    </hyp:AuthSoapHeader>
  </soapenv:Header>
  <soapenv:Body>
    <hyp:Ws_Get_Card_ExpireSoon>
      <hyp:WSID123456</hyp:WSID>
      <!--Optional:-->
      <hyp:IssCode>ABCD</hyp:IssCode>
    </hyp:Ws_Get_Card_ExpireSoon>
  </soapenv:Body>
</soapenv:Envelope>
```

Response

```
soap:Envelope xmlns:soap="http://schemas.xmlsoap.org/soap/envelope/" xmlns:xsi="http://www.w3.org/2001/XMLSchema-instance" xmlns:xsd="http://www.w3.org/2001/XMLSchema">
  <soap:Body>
    <Ws_Get_Card_ExpireSoonResponse xmlns="http://www.globalprocessing.ae/HyperionWeb">
      <Ws_Get_Card_ExpireSoonResult>
        <WSID>123456</WSID>
      </Ws_Get_Card_ExpireSoonResult>
    </Ws_Get_Card_ExpireSoonResponse>
  </soap:Body>
```

```

<IssCode>ABCD</IssCode>
<SysDate>2015-10-22</SysDate>
<ActionCode>000</ActionCode>
<cardList>
  <Card_Details>
    <Scheme>ABCD</Scheme>
    <Product>XYZ</Product>
    <PublicToken>123456789</PublicToken>
    <Emboss_Name>FIRSTNAME LASTNAME</Emboss_Name>
    <ExpiryDate>2015-11-12</ExpiryDate>
    <IsLive>true</IsLive>
    <ActivationDate>2014-11-12</ActivationDate>
    <AvlBal>2206</AvlBal>
    <BlkAmt>0.00</BlkAmt>
    <CurCode>GBP</CurCode>
  </Card_Details>
  <Card_Details>
    <Scheme>ABCD</Scheme>
    <Product>ASDF</Product>
    <PublicToken>789456123</PublicToken>
    <Emboss_Name>FIRSTNAME LASTNAME</Emboss_Name>
    <ExpiryDate>2015-11-15</ExpiryDate>
    <IsLive>true</IsLive>
    <ActivationDate>2014-01-08</ActivationDate>
    <AvlBal>0</AvlBal>
    <BlkAmt>0.00</BlkAmt>
    <CurCode>GBP</CurCode>
  </Card_Details> </cardList>
</Ws_Get_Card_ExpireSoonResult>
</Ws_Get_Card_ExpireSoonResponse>
</soap:Body>
</soap:Envelope>

```

Card Statement (V1)

API: [Ws_Card_Statement](#)

This web service returns transactions performed by the cardholder which took place on the card since a specified date. If the date is omitted then one month's transactions are returned. Starting balance and current (actual and available) balances are also returned. See also [Card Statement \(V2\)](#).

Record Description

Tag	Type	Minimum Length	Maximum Length	Description	Request	Response
<WSID>	N	1	19	Web service ID. Unique for every request.	Mandatory	Mandatory
<IssCode>	AN	1	4	GPS Issuer (Program Manager) Code. Assigned by GPS.	Mandatory	Mandatory
<TxnCode>	AN	1	2	The Transaction Code. See Transaction Codes . Default value 5.	Mandatory	Mandatory
<ClientCode>	AN	1	64	User ID of the customer using the service. Only applicable to systems using member logins. Returned in the response if present in the request. Note: Legacy field. Not used.	Optional	Conditional
<ItemSrc>	N	1	5	Source field which defines the item source type. See Item Source Types . If used, overrides any existing fees for using this web service.	Mandatory	Omit
<AuthType>	AN	1	1	Parameter to specify how the card should be authenticated. See Authentication Methods .	Mandatory	Omit
<PAN>	AN	16	19	Card Number. Unique card identifier.	Conditional	Omit
<Track2>	AN	1	40	The card's Track 2. Mandatory in request if <PAN> and <PublicToken> are not present or when <AuthType> is '7'.	Conditional	Omit
<PublicToken>	AN	1	9	The card's public token, Mandatory in request if <PAN> and <Track2> are not present. Mandatory in the response.	Conditional	Mandatory
<DOB>	YYYY-MM-DD	10	10	Date of Birth. Mandatory if value of <AuthType> is '2' or '6'.	Conditional	Omit
<CVV>	AN	3	3	Card Verification Value, the 3-digit code printed on the back of the card. Mandatory if the value of <AuthType> is '3'.	Conditional	Omit
<AccCode>	AN	0	6	Access code or passcode. If provided, must be 6 digits, leading zeroes are acceptable. Leave empty if not required. Mandatory if the value of <AuthType> is '4'.	Conditional	Omit
<LastName>	AN	1	20	Cardholder's last name, used to authenticate the cardholder if the value of <AuthType> is '6'.	Conditional	Omit
<LocDate>	YYYY-MM-DD	10	10	The local current date in <i>year-month-date</i> format.	Mandatory	Mandatory
<LocTime>	HHMMSS	6	6	The local current time, in <i>hour-minute-second</i> format.	Mandatory	Mandatory
<TerminalID>	AN	1	15	Point of Sale (POS) or other terminal identifier, such as a host-name.	Optional	Omit
<StartBal>	D	1	20	The opening balance of the card account for the period required, ignoring any pending authorisations.	Omit	Mandatory
<EndBal>	D	1	20	The closing balance of the card for the period required, ignoring pending authorisations.	Omit	Mandatory
<TxnFilter>	AN	1	1	Filter method to control the type of account entries returned: 0 = All account entries. Includes redemption transactions (including refunds), loads, and unloads, transfers, balance adjustments, account status changes and web service and card load fees. Also includes pending authorisations, expired authorisations, and auths matched with a financial i.e. cleared, and manually cleared authorisations. This is the default option if a value is not provided. 1 = Account entries affecting the account balance or available funds. Same as '0', but excludes cleared authorisations and account status changes. 2 = Financial entries only. Same as '1', but excludes all author-	Optional	Conditional

Tag	Type	Minimum Length	Maximum Length	Description	Request	Response
				<p>isations and also Expiry breakages.</p> <p>3 = Shows only Loads, unloads, expiry breakages, balance adjustments and fees.</p> <p>4 = Settled transactions only. Includes loads, unloads, presentments, balance adjustments, expiries and all other settled transactions, but excludes outstanding authorisations.</p> <p>5 = All financial transactions, i.e., includes redemption transactions (including refunds), loads and unloads, transfers, balance adjustments, pending authorisations, expired authorisations, and authorised matched with a financial (i.e. cleared, and manually cleared authorisations).</p> <p>6 = Accepted, pending authorisations only</p> <p>7 = Same as 0 but also shows ATM/POS fees as separate fee entries.</p> <p>The field must be present in the response if present in the request</p>		
<StartDate>	YYYY-MM-DD	10	10	<p>Start date for the Enquiry. Valid dates are in the range 1900-01-01 to 2079-06-06.</p> <p>Only account entries on this day and beyond are returned. If not specified and if <NumTxn> is 0, the search returns results of one calendar month by default. These results are sorted in ascending order of <ItemId>.</p> <p>The field is returned in the response if it is in the request.</p> <p>Note: If the field is present and date range is more than 3 months then this field value will be overridden with a new start date value, calculated by GPS to provide the most recent 3 months.</p>	Optional	Conditional
<EndDate>	YYYY-MM-DD	10	10	<p>End date for the Enquiry. Valid dates are in the range 1900-01-01 to 2079-06-06. Only account entries on this day and before is returned.</p> <p>If not specified and if <NumTxn> is 0, the search returns results up to the last account entry. These results are sorted in ascending order of <ItemId>. The field is returned in the response if it is in the request.</p> <p>Note: If the field is present and date range is more than 3 months then response contains only the most recent 3 months of data.</p>	Optional	Conditional
<NumTxn>	N	1	4	<p>Number of transactions to return. Used for requesting a specific number of the most recent transactions. The transactions are sorted in descending order of <ItemId>.</p> <p>If present, <StartDate> and <EndDate> are ignored. In the response, this field indicates the actual number of transactions returned.</p>	Optional	Mandatory
<DataSrc>	N	1	1	<p>The data source to be used to make the account enquiry. It has two predefined values: 0 = Live database ; 1 = Archive database.</p>	Mandatory	Omit
<ItemSrc>	N	1	5	<p>Source field which defines the item source type. See Item Source Types. If used, overrides any existing fees for using this web service.</p>	Mandatory	Mandatory
<DescriptionDelimiter>	AN	1	1	<p>If provided, is used as an alternative delimiter to separate the Card Acceptor Name Location (DE 043) field of the presentment returned from MasterCard or Visa into: <i>Street, City</i> and <i>Country</i>.</p>	Optional	Omit
<CurBill>	AN	3	3	<p>3-letter ISO currency code for the cardholder's account (billing) currency.</p>	Omit	Mandatory
<AvlBal>	D	1	20	<p>The current balance on the card account. This includes all financial transactions and outstanding authorisations.</p>	Omit	Mandatory
<BlkAmt>	D	1	20	<p>Amount of funds blocked on the card account as a result of all outstanding authorisations.</p>	Omit	Mandatory
<SysDate>	YYYY-MM-DD	10	10	<p>The system processing date.</p>	Omit	Mandatory
<ActionCode>	AN	3	3	<p>The action code for the response. See Action Codes.</p>	Omit	Mandatory
<Transactions>				<p>List of 0 or more Transaction2 elements (see Transaction2 Description below).</p>	Omit	Mandatory

Security

Tag	Type	Minimum Length	Maximum Length	Description	Request	Response
<SecId>	N	1	8	Do not use. Set to 0	Mandatory	Omit
<SecVal>	AN	1	64	Do not use.	Optional	Omit
<SecValPos>	N	1	2	Do not use. Set to 0	Mandatory	Omit

Transaction2 Description

Tag	Type	Minimum Length	Maximum Length	Description	Request	Response
<TxnDate>	YYYY-MM-DD	10	10	Calendar date on which the transaction is processed. Also the settlement date for certain types of transactions, such as presentments.	Optional	Mandatory
<PostDate>	YYYY-MM-DD	10	10	The businesses date on which GPS process the transaction. For most transactions this is the same as the system date when the transaction was created. For fee collections, this is the reconciliation date.	Optional	Mandatory
<AmtBill>	D	1	20	The amount of the transaction billed (for financials) or blocked (for authorisations) to the cardholder account, expressed in the account currency <CurBill>.	Omit	Mandatory
<AmtTxn>	D	1	20	The transaction amount, expressed in the transaction currency <CurTxn>.	Omit	Optional
<BillConvRate>	D	1	8	The conversion rate used to calculate the billing amount <AmtBill> from the transaction amount <AmtTxn>. $BillConvRate = AmtTxn / AmtBill$	Omit	Conditional
<DebOrCred>	AN	1	1	Whether a debit or credit transaction. '1' = Debit; '1' = Credit.	Omit	Mandatory
<TerminalId>	AN	1	15	Point of Sale (POS) or other terminal identifier, such as a hostname.	Omit	Conditional
<Description>	AN	1	150	Transaction description	Omit	Mandatory
<RRN>	AN	1	12	Retrieval reference number (DE037) from MasterCard or Visa.	Omit	Optional
<CurTxn>	AN	1	3	Transaction currency, represented by the 3-letter ISO currency code.	Omit	Optional
<ItemId>	AN	1	20	The item ID. Present in all returned items that impact the funds on the account.	Omit	Conditional
<AvlBal>	D	1	20	The current balance on the card account. This includes all financial transactions and outstanding authorisations.	Omit	Mandatory
<BlkAmt>	D	1	20	Amount of funds blocked on the card account as a result of all outstanding authorisations.	Omit	Mandatory
<TransactionType>	AN	1	2	The type of the transaction. See Transaction Types . For certain changes relating only to account details, this field may be omitted.	Omit	Conditional
<StatusCode>	AN	1	2	The transaction status code. See Transaction Status . For certain changes relating only to account details, this field may be omitted.	Omit	Conditional
<StatusDesc>	AN	1	50	Transaction status description. See Transaction Status .	Omit	Conditional
<TxnTime>	N	6	6	Time at which GPS processed the transaction in HHMMSS format.	Omit	Mandatory
<LocDate>	YYYY-MM-DD	10	10	Calendar date the transaction was generated by the terminal (POS/ATM) or acquirer. Applicable to MasterCard or Visa received transactions only.	Omit	Conditional

Tag	Type	Minimum Length	Maximum Length	Description	Request	Response
				For presentment transactions it is the local date of the terminal that generated the transaction.		
<Feeld>	N	1	19	Specifies the unique identifier of the fee, created by GPS.	Omit	Optional
<WSID>	N	1	19	Web service ID. Unique for every request.	Omit	Optional
<FixedFee>	D	1	20	Fixed fee applied to this transaction.	Omit	Optional
<RateFee>	D	1	20	Rate fee applied to this particular transaction.	Omit	Optional
<FxPdg>	D	1	20	Padding amount applied for a foreign currency transaction.	Omit	opt
<MCCPdg>	D	1	20	Padding amount applied against a particular merchant category.	Omit	Optional
<LinkId>	AN	1	20	Identifier of the linked financial transaction.	Omit	Conditional
<MCC>	AN	1	4	Merchant category code (presentments only).	Omit	Conditional
<OrigStan>	AN	1	50	System Trace Audit Number (STAN) returned from MasterCard or Visa.	Omit	opt
<ProcCode>	AN	1	6	Processing code (DE003) of the transaction if processed by Mastercard or Visa. GPS also use this field to supply a processing code for GPS-generated transactions; See Processing Codes .	Omit	Conditional
<MCCDescription>	AN	1	250	Merchant Category Code (MCC) description.	Omit	Conditional
<Dom_Fee_Fixed>	D	1	20	Fixed domestic fee amount.	Omit	Conditional
<Dom_Fee_Rate>	D	1	20	Rate domestic fee amount.	Omit	Conditional
<Non_Dom_Fee_Fixed>	D	1	20	Fixed non-domestic fee amount.	Omit	Conditional
<Non_Dom_Fee_Rate>	D	1	20	Rate non-domestic fee amount.	Omit	Conditional
<Fx_Fee_Fixed>	D	1	20	Fixed foreign exchange (FX) fee amount.	Omit	Conditional
<Fx_Fee_Rate>	D	1	20	Rate foreign exchange (FX) fee amount.	Omit	Conditional
<Other_Fee_Desc>	D	1	20	Description of any other fees applied to this transaction (e.g., monthly fee).	Omit	Conditional
<Other_Fee_Amt>	D	1	20	Other fee amount.	Omit	Conditional
<TxnCodeType>	AN	1	20	Transaction type code (for an authorisation, presentment or reversal only): pos = point of sale transaction. atm = automated teller machine transaction (e.g., cash withdrawal) pos_cb = point of sale transaction with cashback. pos_re = purchase refund tfr = cardholder funds transfer.	Omit	Conditional

Request

```
<soapenv:Envelope xmlns:soapenv="http://schemas.xmlsoap.org/soap/envelope/" xmlns:hyp="http://www.globalprocessing.ae/HyperionWeb">
  <soapenv:Header>
    <hyp:AuthSoapHeader>
      <hyp:strUserName>*****</hyp:strUserName>
      <hyp:strPassword>*****</hyp:strPassword>
    </hyp:AuthSoapHeader>
  </soapenv:Header>
  <soapenv:Body>
    <hyp:Ws_Card_Statement>
      <hyp:WSID>1234</hyp:WSID>
      <hyp:IssCode>ABCD</hyp:IssCode>
      <hyp:TxnCode>5</hyp:TxnCode>
      <hyp:ClientCode></hyp:ClientCode>
      <hyp:ItemSrc>2</hyp:ItemSrc>
      <hyp:AuthType>1</hyp:AuthType>
      <hyp:PAN></hyp:PAN>
      <hyp:Track2></hyp:Track2>
    </hyp:Ws_Card_Statement>
  </soapenv:Body>
</soapenv:Envelope>
```

```

<hyp:PublicKey>123456789</hyp:PublicKey>
<hyp:DOB></hyp:DOB>
<hyp:CVV></hyp:CVV>
<hyp:AccCode></hyp:AccCode>
<hyp:LastName></hyp:LastName>
<hyp:LocDate>2013-01-01</hyp:LocDate>
<hyp:LocTime>120000</hyp:LocTime>
<hyp:TerminalID></hyp:TerminalID>
<hyp:SecID>0</hyp:SecID>
<hyp:SecVal></hyp:SecVal>
<hyp:SecValPos>0</hyp:SecValPos>
<hyp:TxnFilter>5</hyp:TxnFilter>
<hyp:StartDate></hyp:StartDate>
<hyp:EndDate></hyp:EndDate>
<hyp:NumTxn>0</hyp:NumTxn>
<hyp:DataSrc>0</hyp:DataSrc>
</hyp:Ws_Card_Statement>
</soapenv:Body>
</soapenv:Envelope>

```

Response

```

<soap:Envelope xmlns:soap="http://schemas.xmlsoap.org/soap/envelope/" xmlns:xsi="http://www.w3.org/2001/XMLSchema-instance" xmlns:xsd="http://www.w3.org/2001/XMLSchema">
  <soap:Body>
    <Ws_Card_StatementResponse xmlns="http://www.globalprocessing.ae/HyperionWeb">
      <Ws_Card_StatementResult>
        <WSID>1234</WSID>
        <IssCode>ABCD</IssCode>
        <TxnCode>5</TxnCode>
        <ClientCode/>
        <PublicKey>123456</PublicKey>
        <LocDate>2013-01-01</LocDate>
        <LocTime>120000</LocTime>
        <StartBal>10</StartBal>
        <EndBal>0</EndBal>
        <TxnFilter>5</TxnFilter>
        <StartDate/>
        <EndDate/>
        <NumTxn>2</NumTxn>
        <ItemSrc>2</ItemSrc>
        <CurBill>GBP</CurBill>
        <AvlBal>0</AvlBal>
        <BlkAmt>0</BlkAmt>
        <SysDate>2013-01-01</SysDate>
        <ActionCode>000</ActionCode>
        <Transactions>
          <Transaction2>
            <TxnDate>2013-01-01</TxnDate>
            <PostDate>2013-01-01</PostDate>
            <AmtBill>10</AmtBill>
            <AmtTxn>10</AmtTxn>
            <BillConvRate>1</BillConvRate>
            <DebOrCred>-1</DebOrCred>
            <TerminalId/>
            <Description> Unload: UnLoad</Description>
            <RRN/>
            <CurTxn>GBP</CurTxn>
            <ItemId>4321</ItemId>
            <AvlBal>0</AvlBal>
            <BlkAmt>0</BlkAmt>
            <TransactionType>U</TransactionType>
            <StatusCode>S</StatusCode>
            <StatusDesc>Settled : -</StatusDesc>
            <TxnTime>105025</TxnTime>
            <LocDate>2013-01-01</LocDate>
            <FeeId>0</FeeId>
            <WSID>1234</WSID>
            <FixedFee>0</FixedFee>
            <RateFee>0</RateFee>
            <FXPdg>0</FXPdg>
            <MCCPdg>0</MCCPdg>
            <LinkId>0</LinkId>
            <ProcCode>230000</ProcCode>
          </Transaction2>
          <Transaction2>
            <TxnDate>2013-01-01</TxnDate>
            <PostDate>2013-01-01</PostDate>
            <AmtBill>10</AmtBill>
            <AmtTxn>10</AmtTxn>
            <BillConvRate>1</BillConvRate>
            <DebOrCred>1</DebOrCred>
            <TerminalId/>
            <Description> Load: Web services load </Description>
            <RRN/>
            <CurTxn>GBP</CurTxn>
            <ItemId>1233</ItemId>
            <AvlBal>10</AvlBal>
            <BlkAmt>0</BlkAmt>
            <TransactionType>L</TransactionType>
            <StatusCode>S</StatusCode>
            <StatusDesc>Settled : -</StatusDesc>
            <TxnTime>100854</TxnTime>
            <LocDate>2013-01-01</LocDate>
            <FeeId>0</FeeId>
            <WSID>1234</WSID>
            <FixedFee>0</FixedFee>
          </Transaction2>
        </Transactions>
      </Ws_Card_StatementResult>
    </Ws_Card_StatementResponse>
  </soap:Body>
</soap:Envelope>

```

```
    <RateFee>0</RateFee>
    <FxPdg>0</FxPdg>
    <MCCPdg>0</MCCPdg>
    <LinkId>0</LinkId>
    <ProcCode>220000</ProcCode>
  </Transaction2>
</Transactions>
</Ws_Card_StatementResult>
</Ws_Card_StatementResponse>
</soap:Body>
</soap:Envelope>
```

Card Statement (V2)

API: [Ws_Banking_Card_Statement_V2](#)

This web service is an enhancement to [Ws_Card_Statement](#) (see [Card Statement \(V1\)](#)) and returns all statement details for this card, as well as for previous cards if the card has been replaced.

Request Description

The details for the request are identical to those in [Card Statement \(V1\)](#): [Ws_Card_Statement](#).

Response Description

Tag	Type	Minimum Length	Maximum Length	Description	Request	Response
<WSID>	N	1	19	Web service ID. Unique for every request.	Mandatory	Mandatory
<ActionCode>	N	3	3	The action code for the response. See Action Codes .		Mandatory
<ErrorText>	AN			Human readable text of the error that occurred. Should be read in conjunction with the ActionCode .		Optional
<Statements >	List (CardStatement2)			A list of card statements. Each statement gives details of the card's associated statements. For details, see Card Statement (V1) .		

Request

```
<soapenv:Envelope xmlns:soapenv="http://schemas.xmlsoap.org/soap/envelope/" xmlns:hyp="http://www.globalprocessing.ae/HyperionWeb">
  <soapenv:Header>
    <hyp:AuthSoapHeader>
      <!--Optional:-->
      <hyp:strUserName>*****</hyp:strUserName>
      <!--Optional:-->
      <hyp:strPassword>*****</hyp:strPassword>
    </hyp:AuthSoapHeader>
  </soapenv:Header>
  <soapenv:Body>
    <hyp:Ws_Banking_Card_Statement_V2>
      <hyp:request>
        <hyp:WSID?></hyp:WSID>
        <!--Optional:-->
        <hyp:IssCode?></hyp:IssCode>
        <!--Optional:-->
        <hyp:TxnCode?></hyp:TxnCode>
        <!--Optional:-->
        <hyp:ClientCode?></hyp:ClientCode>
        <hyp:ItemSrc?></hyp:ItemSrc>
        <!--Optional:-->
        <hyp:AuthType?></hyp:AuthType>
        <!--Optional:-->
        <hyp:PAN?></hyp:PAN>
        <!--Optional:-->
        <hyp:Track2?></hyp:Track2>
        <!--Optional:-->
        <hyp:PublicToken?></hyp:PublicToken>
        <!--Optional:-->
        <hyp:DOB?></hyp:DOB>
        <!--Optional:-->
        <hyp:CVV?></hyp:CVV>
        <!--Optional:-->
        <hyp:AccCode?></hyp:AccCode>
        <!--Optional:-->
        <hyp:LastName?></hyp:LastName>
        <!--Optional:-->
        <hyp:LocDate?></hyp:LocDate>
        <!--Optional:-->
        <hyp:LocTime?></hyp:LocTime>
        <!--Optional:-->
        <hyp:TerminalID?></hyp:TerminalID>
        <hyp:SecID?></hyp:SecID>
        <!--Optional:-->
        <hyp:SecVal?></hyp:SecVal>
        <hyp:SecValPos?></hyp:SecValPos>
        <!--Optional:-->
        <hyp:TxnFilter?></hyp:TxnFilter>
        <!--Optional:-->
        <hyp:StartDate?></hyp:StartDate>
        <!--Optional:-->
        <hyp:EndDate?></hyp:EndDate>
        <hyp:NumTxn?></hyp:NumTxn>
        <hyp:DataSrc?></hyp:DataSrc>
        <!--Optional:-->
        <hyp:DescriptionDelimiter?></hyp:DescriptionDelimiter>
      </hyp:request>
    </hyp:Ws_Banking_Card_Statement_V2>
  </soapenv:Body>
</soapenv:Envelope>
```

Response

```
<soap:Envelope xmlns:xsi="http://www.w3.org/2001/XMLSchema-instance" xmlns:xsd="http://www.w3.org/2001/XMLSchema" xmlns:soap="http://schemas.xmlsoap.org/soap/envelope/">
  <soap:Body>
    <Ws_Banking_Card_Statement_V2Response xmlns="http://www.globalprocessing.ae/HyperionWeb">
      <Ws_Banking_Card_Statement_V2Result>
        <WSID>string</WSID>
        <ActionCode>string</ActionCode>
        <ErrorText>string</ErrorText>
        <Statements>
          <CardStatement2>
            <WSID>long</WSID>
            <IssCode>string</IssCode>
            <TxnCode>string</TxnCode>
            <ClientCode>string</ClientCode>
            <PublicToken>string</PublicToken>
            <LocDate>string</LocDate>
            <LocTime>string</LocTime>
            <StartBal>double</StartBal>
            <EndBal>double</EndBal>
            <TxnFilter>string</TxnFilter>
            <StartDate>string</StartDate>
            <EndDate>string</EndDate>
            <NumTxn>int</NumTxn>
            <ItemSrc>int</ItemSrc>
            <CurBill>string</CurBill>
            <AvlBal>double</AvlBal>
            <BlkAmt>double</BlkAmt>
            <SysDate>string</SysDate>
            <ActionCode>string</ActionCode>
            <Transactions xsi:nil="true" />
          </CardStatement2>
          <CardStatement2>
            <WSID>long</WSID>
            <IssCode>string</IssCode>
            <TxnCode>string</TxnCode>
            <ClientCode>string</ClientCode>
            <PublicToken>string</PublicToken>
            <LocDate>string</LocDate>
            <LocTime>string</LocTime>
            <StartBal>double</StartBal>
            <EndBal>double</EndBal>
            <TxnFilter>string</TxnFilter>
            <StartDate>string</StartDate>
            <EndDate>string</EndDate>
            <NumTxn>int</NumTxn>
            <ItemSrc>int</ItemSrc>
            <CurBill>string</CurBill>
            <AvlBal>double</AvlBal>
            <BlkAmt>double</BlkAmt>
            <SysDate>string</SysDate>
            <ActionCode>string</ActionCode>
            <Transactions xsi:nil="true" />
          </CardStatement2>
        </Statements>
      </Ws_Banking_Card_Statement_V2Result>
    </Ws_Banking_Card_Statement_V2Response>
  </soap:Body>
</soap:Envelope>
```

Card Balance Overview

You can use the following web services to check, update or transfer the balance on an account:

[Card Balance Enquiry](#): [Ws_Balance_Enquiry](#) and [Ws_Balance_Enquiry\(_V2\)](#)

[Card Balance Enquiry \(lightweight\)](#): [Ws_Card_BalEnq](#)

[Card Balance Adjustment](#): [Ws_BalanceAdjustment](#)

[Card Balance Update](#): [Ws_BalanceUpdate](#)

[Card Balance Transfer](#): [Ws_BalanceTransfer](#)

Card Balance Enquiry

API: [Ws_Balance_Enquiry](#) and [Ws_Balance_Enquiry_V2](#)

This web service returns the current available balance on the card.

Note: There are two versions of this web service. [Ws_Balance_Enquiry_V2](#) omits a few request parameters and includes a new [LimitInfo](#) response structure, as described below.

Note: GPS recommends that clients implement EHI (External Host Interface) to receive up-to-date customer balances after every transaction to comply with a Mastercard mandate which states that issuers must offer a mobile-based transaction alerts service to cardholders. For details, contact your Implementation Manager.

Record Description

Tag	Type	Minimum Length	Maximum Length	Description	Request	Response
<WSID>	N	1	19	Web service ID. Unique for every request.	Mandatory	Mandatory
<IssCode>	AN	1	4	GPS Issuer (Program Manager) Code. Assigned by GPS.	Mandatory	Mandatory
<TxnCode>	AN	1	2	The Transaction Code. See Transaction Codes . Default value '3'.	Mandatory	Mandatory
<ClientCode>	AN	1	64	User ID of the customer using the service. Only applicable to systems using member logins. Returned in the response if present in the request. Note: Legacy field. Not used.	Conditional	Conditional
<itemSrc>	N	1	5	Source field which defines the item source type. See Item Source Types . If used, overrides any existing fees for using this web service.	Mandatory	Omit
<AuthType>	AN	1	1	Parameter to specify how the card should be authenticated. See Authentication Methods .	Mandatory	Omit
<PAN>	AN	16	19	Card Number. Unique card identifier. Mandatory in request if <track2> and <PublicToken> are not present.	Conditional	Omit
<Track2>	AN	1	40	The card's Track 2. Mandatory in request and response if <PAN> and <PublicToken> are not present or when <AuthType> is '4'.	Conditional	Omit
<PublicToken>	AN	1	9	The card's public token, Mandatory in request if <PAN> and <Track2> are not present. Mandatory in the response.	Conditional	Mandatory
<DOB>	YYYY-MM-DD	10	10	Date of Birth. Mandatory if value of <AuthType> is '2' or '6'.	Conditional	Omit
<CVV>	AN	3	3	Card Verification Value, the 3-digit code printed on the back of the card. Mandatory if the value of <AuthType> is '3'.	Conditional	Omit
<AccCode>	AN	0	6	Access code or passcode. If provided, must be 6 digits, leading zeroes are acceptable. Leave empty if not required. Mandatory if the value of <AuthType> is '4'.	Conditional	Omit
<LastName>	AN	1	20	Cardholder's last name, used to authenticate the cardholder if the value of <AuthType> is '6'.	Conditional	Omit
<LocDate>	YYYY-MM-DD	10	10	The local current date in <i>year-month-date</i> format.	Mandatory	Mandatory
<LocTime>	HHMMSS	6	6	The local current time, in <i>hour-minute-second</i> format.	Mandatory	Mandatory
<TerminalID>	AN	1	15	Point of Sale (POS) or other terminal identifier, such as a hostname.	Optional	Omit
<GetLimits>	AN	1	1	Optional request parameter to return limit information. Possible values are: 0 = Do not return limits information; 1 = Return limits information. If GetLimits is empty or not supplied, the default is 0. If GetLimits is 1, an extra XML element is returned in the response. See LimitInfo Details below.	Optional	Omit
<AvlBal>	D	1	20	The current balance on the card account. This includes all financial transactions and outstanding authorisations.	Omit	Mandatory
<BlkAmt>	D	1	20	Amount of funds blocked on the card account as a result of all outstanding authorisations.	Omit	Mandatory
<CurCode>	AN	3	3	3-letter ISO currency code for the currency (e.g. EUR).	Omit	Mandatory

Tag	Type	Minimum Length	Maximum Length	Description	Request	Response
<SysDate>	YYYY-MM-DD	10	10	The system processing date.	Omit	Mandatory
<PINStatus>	N	1	1	Indicates whether the allowed number of card PIN tries has been exceeded. 0 = No; 1 = Yes.	Omit	Mandatory
<LimitInfo>				See LimitInfo Details below. Occurs 0 or 1 times in the response.	Omit	Optional
<ActionCode>	AN	3	3	The action code for the response. See Action Codes .	Omit	Mandatory

LimitInfo Details (V1)

Tag	Type	Minimum Length	Maximum Length	Description	Request	Response
<MaxAllowableBalance>	D	1	20	Maximum allowed balance of the card.	Omit	Mandatory
<DailyLoadLimit>	D	1	20	Daily load limit.	Omit	Mandatory
<DailyLoadFrequencyLimit>	D	1	20	Daily load frequency.	Omit	Mandatory
<AmountLoaded>	D	1	20	Amount loaded today.	Omit	Mandatory
<NoOfLoads>	D	1	20	Number of loads today.	Omit	Mandatory
<AmountLeftToLoad>	D	1	20	Available amount left to load today.	Omit	Mandatory
<NoOfLoadLeft>	D	1	20	Available number of loads left today.	Omit	Mandatory
<DailyPosLimit>	D	1	20	Daily POS terminal spend limit.	Omit	Mandatory
<DailyPosFrequencyLimit>	D	1	20	Daily POS spend frequency limit (how many times the cardholder is allowed to spend at a POS terminal.)	Omit	Mandatory
<POSUsage>	D	1	20	POS terminal spend value so far today.	Omit	Mandatory
<NoOfPOSUsage>	D	1	20	POS terminal spend frequency today.	Omit	Mandatory
<ValueOfPOSLeft>	D	1	20	POS terminal spend value left today.	Omit	Mandatory
<NoOfPOSTransactionsLeft>	D	1	20	POS terminal spend frequency left today.	Omit	Mandatory
<DailyCashLimit>	D	1	20	Cash withdrawal daily value limit.	Omit	Mandatory
<DailyCashFrequencyLimit>	D	1	20	Cash withdrawal daily frequency limit.	Omit	Mandatory
<CashWithdrawal>	D	1	20	Cash withdrawals so far today.	Omit	Mandatory
<NoOfCashWithdrawal>	D	1	20	Cash withdrawal frequency today.	Omit	Mandatory
<ValueOfCashLeft>	D	1	20	Cash withdrawal value left today.	Omit	Mandatory
<NoOfCashTransactionLeft>	D	1	20	Cash withdrawal frequency left today.	Omit	Mandatory
<DailyUnLoadLimit>	D	1	20	Unload daily limit.	Omit	Mandatory
<DailyUnLoadFrequencyLimit>	D	1	20	Unload daily frequency limit.	Omit	Mandatory
<AmountUnLoaded>	D	1	20	Amount unloaded so far today.	Omit	Mandatory
<NoOfUnLoads>	D	1	20	Frequency of unloads today.	Omit	Mandatory
<AmountLeftToUnLoad>	D	1	20	Amount available to unload today.	Omit	Mandatory
<NoOfUnLoadLeft>	D	1	20	Frequency of unloads available today.	Omit	Mandatory

LimitInfo Details (V2)

Tag	Type	Minimum Length	Maximum Length	Description	Request	Response
<MaxAllowableBalance>	D	1	20	Maximum allowed balance of the card.	Omit	Mandatory
<SubLimit>				Containing element (repeats).	Omit	Mandatory
<Process>	AN	1	10	Name of the process that the sub-limit affects. Valid values are: POS, CASH and LOAD.	Omit	Mandatory

Tag	Type	Minimum Length	Maximum Length	Description	Request	Response
Source (attribute)	N	1	3	The numeric Load Source (LoadSrc). Only applies to LOAD sub limits and is optional.	Omit	Conditional
<MaxPerTransaction>	D	1	20	Maximum amount of a single transaction.	Omit	Mandatory
<MinPerTransaction>	D	1	20	Minimum amount of a single transaction.	Omit	Mandatory
<SubLimitPeriod>				Containing element (repeats)	Omit	Mandatory
<Period>	N	1	10	Number of units of the period.	Omit	Mandatory
<Unit>	AN	1	10	Type of period unit. Valid values are: Hour, Day, Month and Year.	Omit	Mandatory
<Limit>	D	1	20	Total financial amount of limit per period.	Omit	Mandatory
<Frequency>	N	1	10	Number of transactions allowed within the period.	Omit	Mandatory
<Usage>	D	1	20	Current usage of total financial amount of limit.	Omit	Mandatory
<No>	N	1	10	Current usage of number of transactions within the period.	Omit	Mandatory
<SubLimitPeriod>				Containing element (repeats).	Omit	Mandatory
<SubLimit>				Containing element (repeats).	Omit	Mandatory

Security details (v1)

Tag	Type	Minimum Length	Maximum Length	Description	Request	Response
<SecId>	N	1	8	Do not use. Set to 0	Mandatory	Omit
<SecVal>	AN	1	64	Do not use.	Optional	Omit
<SecValPos>	N	1	2	Do not use. Set to 0	Mandatory	Omit

Request

```
<soapenv:Envelope xmlns:soapenv="http://schemas.xmlsoap.org/soap/envelope/" xmlns:hyp="http://www.globalprocessing.ae/HyperionWeb">
  <soapenv:Header>
    <hyp:AuthSoapHeader>
      <hyp:strUserName>*****</hyp:strUserName>
      <hyp:strPassword>*****</hyp:strPassword>
    </hyp:AuthSoapHeader>
  </soapenv:Header>
  <soapenv:Body>
    <hyp:Ws_Balance_Enquiry>
      <hyp:WSID>1234</hyp:WSID>
      <hyp:IssCode>ABCD</hyp:IssCode>
      <hyp:TxnCode>3</hyp:TxnCode>
      <hyp:ClientCode></hyp:ClientCode>
      <hyp:ItemSrc>2</hyp:ItemSrc>
      <hyp:AuthType>1</hyp:AuthType>
      <hyp:PAN></hyp:PAN>
      <hyp:Track2></hyp:Track2>
      <hyp:PublicToken>123456789</hyp:PublicToken>
      <hyp:DOB></hyp:DOB>
      <hyp:CVV></hyp:CVV>
      <hyp:AccCode></hyp:AccCode>
      <hyp:LastName></hyp:LastName>
      <hyp:LocDate>2013-01-01</hyp:LocDate>
      <hyp:LocTime>120000</hyp:LocTime>
      <hyp:TerminalID></hyp:TerminalID>
      <hyp:GetLimits>1</hyp:GetLimits>
      <hyp:SecID>0</hyp:SecID>
      <hyp:SecVal></hyp:SecVal>
      <hyp:SecValPos>0</hyp:SecValPos>
    </hyp:Ws_Balance_Enquiry>
  </soapenv:Body>
</soapenv:Envelope>
```

Response

```
<soap:Envelope xmlns:soap="http://schemas.xmlsoap.org/soap/envelope/" xmlns:xsi="http://www.w3.org/2001/XMLSchema-instance" xmlns:xsd="http://www.w3.org/2001/XMLSchema">
  <soap:Body>
    <Ws_Balance_EnquiryResponse xmlns="http://www.globalprocessing.ae/HyperionWeb">
      <Ws_Balance_EnquiryResult>
        <WSID>1234</WSID>
        <IssCode>ABCD</IssCode>
        <TxnCode>3</TxnCode>
      </Ws_Balance_EnquiryResult>
    </Ws_Balance_EnquiryResponse>
  </soap:Body>
</soap:Envelope>
```

```

<PublicKey>123456789</PublicKey>
<LocDate>2013-01-01</LocDate>
<LocTime>120000</LocTime>
<AvlBal>10</AvlBal>
<BlkAmt>0</BlkAmt>
<CurCode>GBP</CurCode>
<ClientCode/>
<SysDate>2013-01-01</SysDate>
<ActionCode>000</ActionCode>
<PINStatus>0</PINStatus>
<LimitInfo>
  <LimitInformation>
    <MaxAllowableBalance>375000</MaxAllowableBalance>
    <DailyLoadLimit>375000</DailyLoadLimit>
    <DailyLoadFrequencyLimit>50</DailyLoadFrequencyLimit>
    <AmountLoaded>0</AmountLoaded>
    <NoOfLoads>0</NoOfLoads>
    <AmountLeftToLoad>374305.93</AmountLeftToLoad>
    <NoOfLoadLeft>50</NoOfLoadLeft>
    <DailyPosLimit>375000</DailyPosLimit>
    <DailyPosFrequencyLimit>9999</DailyPosFrequencyLimit>
    <POSUsage>0</POSUsage>
    <NoOfPOSUsage>0</NoOfPOSUsage>
    <ValueOfPOSLeft>694.07</ValueOfPOSLeft>
    <NoOfPOSTransactionsLeft>9999</NoOfPOSTransactionsLeft>
    <DailyCashLimit>0</DailyCashLimit>
    <DailyCashFrequencyLimit>0</DailyCashFrequencyLimit>
    <CashWithdrawal>0</CashWithdrawal>
    <NoOfCashWithdrawal>0</NoOfCashWithdrawal>
    <ValueOfCashLeft>694.07</ValueOfCashLeft>
    <NoOfCashTransactionLeft>0</NoOfCashTransactionLeft>
    <DailyUnLoadLimit>40000</DailyUnLoadLimit>
    <DailyUnLoadFrequencyLimit>50</DailyUnLoadFrequencyLimit>
    <AmountUnLoaded>0</AmountUnLoaded>
    <NoOfUnLoads>0</NoOfUnLoads>
    <AmountLeftToUnLoad>694.07</AmountLeftToUnLoad>
    <NoOfUnLoadLeft>50</NoOfUnLoadLeft>
  </LimitInformation>
</LimitInfo>
</Ws_Balance_EnquiryResult>
</Ws_Balance_EnquiryResponse>
</soap:Body>
</soap:Envelope>

```

Card Balance Enquiry (Legacy)

API: [Ws_Card_BalEnq](#)

This web service retrieves the available balance of a card and the sum of any blocked amounts.

Note: Alternative web services you can use include: [ws_balance_enquiry](#) and [ws_balance_enquiry_V2](#). See [Card Balance Enquiry](#).

Record Description

Tag	Type	Minimum Length	Maximum Length	Description	Request	Response
<WSID>	N	1	19	Web service ID. Unique for every request.	Mandatory	Mandatory
<IssCode>	AN	1	4	GPS Issuer (Program Manager) Code. Assigned by GPS.	Mandatory	Mandatory
<TxnCode>	AN	1	2	The Transaction Code. See Transaction Codes . Default value is 9.	Mandatory	Mandatory
<AuthType>	AN	1	1	Parameter to specify how the card should be authenticated. See Authentication Methods .	Mandatory	Omit
<ClientCode>	AN	1	64	User ID of the customer using the service. Only applicable to systems using member logins. Returned in the response if present in the request. Note: Legacy field. Not used.	Conditional	Conditional
<PAN>	AN	16	19	Card Number. Mandatory if <ClientCode> or <accno> are not provided. Returned in the response if present in the request.	Optional	Omit
<AccNo>	AN	1	28	Account number of the card. Mandatory if neither <ClientCode> nor <PAN> are provided. Returned in the response if present in the request.	Conditional	Omit
<PublicKey>	AN	1	9	The card's public token. Mandatory in request if <PAN> and <accno> are not provided. Mandatory in the response.	Conditional	Mandatory
<LocDate>	YYYY-MM-DD	10	10	The local current date in <i>year-month-date</i> format.	Mandatory	Mandatory
<LocTime>	HHMMSS	6	6	The local current time, in <i>hour-minute-second</i> format.	Mandatory	Mandatory
<ItemSrc>	N	1	5	Source field which defines the item source type. See Item Source Types . If used, overrides any existing fees for using this web service.	Mandatory	Omit
<LastName>	AN	1	20	Cardholder's last name.	Optional	Omit
<DOB>	YYYY-MM-DD	10	10	Date of Birth. Mandatory if value of <AuthType> is '2' or '6'.	Conditional	Omit
<CVV>	AN	3	3	Card Verification Value, the 3-digit code printed on the back of the card. Mandatory if the value of <AuthType> is '3'.	Conditional	Omit
<AccCode>	AN	0	6	Access code or passcode. If provided, must be 6 digits, leading zeroes are acceptable. Leave empty if not required. Mandatory if the value of <AuthType> is '4'.	Conditional	Omit
<SysDate>	YYYY-MM-DD	10	10	The system processing date.	Omit	Mandatory
<ActionCode>	AN	3	3	The action code for the response. See Action Codes .	Omit	Mandatory
<Logical_Expiry>	YYYY-MM-DD	10	10	Logical expiry date of the card.	Omit	Mandatory
<Physical_Expiry>	YYYY-MM-DD	10	10	Physical expiry date of the card.	Omit	Mandatory
<StatCode>	AN	2	2	The status code of the card. See Status Codes .	Omit	Mandatory
<CurCode>	AN	3	3	3-letter ISO currency code for the currency (e.g. EUR).	Optional	Mandatory
<AvlBal>	D	1	20	The current balance on the card account. This includes all financial transactions and outstanding authorisations.	Omit	Mandatory
<EmbossName>	AN	1	51	Name embossed on the card.	Omit	Mandatory
<BlkAmt>	D	1	20	Amount of funds blocked on the card account as a result of all out-	Omit	Mandatory

Tag	Type	Minimum Length	Maximum Length	Description	Request	Response
				standing authorisations.		
<IsLive>	N	1	1	Specifies whether the card is active or not. 1 or True = Active; 0 or False = Not Active.	Omit	Mandatory
<Scheme>	AN	1	50	The card's GPS scheme.	Omit	Mandatory

Security

Tag	Type	Minimum Length	Maximum Length	Description	Request	Response
<SecId>	N	1	8	Do not use. Set to 0	Mandatory	Omit
<SecVal>	AN	1	64	Do not use.	Optional	Omit
<SecValPos>	N	1	2	Do not use. Set to 0	Mandatory	Omit

Request

```
<soapenv:Envelope xmlns:soapenv="http://schemas.xmlsoap.org/soap/envelope/" xmlns:hyp="http://www.globalprocessing.ae/HyperionWeb">
  <soapenv:Header>
    <hyp:AuthSoapHeader>
      <hyp:strUserName>*****</hyp:strUserName>
      <hyp:strPassword>*****</hyp:strPassword>
    </hyp:AuthSoapHeader>
  </soapenv:Header>
  <soapenv:Body>
    <hyp:Ws_Card_BalEnq>
      <hyp:WSID>1234</hyp:WSID>
      <hyp:IssCode>ABCD</hyp:IssCode>
      <hyp:TxnCode>3</hyp:TxnCode>
      <hyp:AuthType>1</hyp:AuthType>
      <hyp:ClientCode></hyp:ClientCode>
      <hyp:PAN></hyp:PAN>
      <hyp:AccNo></hyp:AccNo>
      <hyp:PublicToken>123456789</hyp:PublicToken>
      <hyp:CurCode>GBP</hyp:CurCode>
      <hyp:LocDate>2013-01-01</hyp:LocDate>
      <hyp:LocTime>120000</hyp:LocTime>
      <hyp:ItemSrc>2</hyp:ItemSrc>
      <hyp:DOB></hyp:DOB>
      <hyp:CVV></hyp:CVV>
      <hyp:AccCode></hyp:AccCode>
      <hyp:LastName></hyp:LastName>
      <hyp:SecId>0</hyp:SecId>
      <hyp:SecVal></hyp:SecVal>
      <hyp:SecValPos>0</hyp:SecValPos>
    </hyp:Ws_Card_BalEnq>
  </soapenv:Body>
</soapenv:Envelope>
```

Response

```
<soap:Envelope xmlns:soap="http://schemas.xmlsoap.org/soap/envelope/" xmlns:xsi="http://www.w3.org/2001/XMLSchema-instance" xmlns:xsd="http://www.w3.org/2001/XMLSchema">
  <soap:Body>
    <Ws_Card_BalEnqResponse xmlns="http://www.globalprocessing.ae/HyperionWeb">
      <Ws_Card_BalEnqResult>
        <WSID>1234</WSID>
        <IssCode>ABCD</IssCode>
        <TxnCode>3</TxnCode>
        <PublicToken>123456789</PublicToken>
        <LocDate>2013-01-01</LocDate>
        <LocTime>120000</LocTime>
        <Logical_Expiry>2014-03-31</Logical_Expiry>
        <Physical_Expiry>17/10</Physical_Expiry>
        <StatCode>00</StatCode>
        <EmbossName>GIFT CARD</EmbossName>
        <AvlBal>10</AvlBal>
        <BlkAmt>0</BlkAmt>
        <CurCode>GBP</CurCode>
        <ClientCode/>
        <SysDate>2013-01-01</SysDate>
        <ActionCode>000</ActionCode>
        <IsLive>true</IsLive>
        <Scheme>Giftcard</Scheme>
      </Ws_Card_BalEnqResult>
    </Ws_Card_BalEnqResponse>
  </soap:Body>
</soap:Envelope>
```

Card Balance Update

API: [Ws_BalanceUpdate](#)

This web service updates the available and current (STIP) balance for EHI (External Host Interface) Mode 4 and 5 Cards. See the EHI specifications.

Record Description

Tag	Type	Minimum Length	Maximum Length	Description	Request	Response
<WSID>	N	1	19	Web service ID. Unique for every request.	Mandatory	Mandatory
<IssCode>	AN	1	4	GPS Issuer (Program Manager) Code. Assigned by GPS.	Mandatory	Mandatory
<TxnCode>	AN	1	2	The Transaction Code. See Transaction Codes . Default value 16.	Mandatory	Mandatory
<PAN>	AN	16	19	Card Number. Unique card identifier. Required in request if <PublicToken> is not present.	Conditional	Omit
<PublicToken>	AN	1	9	The card's public token. Mandatory in request if <PAN> is not present. Mandatory in the response.	Conditional	Mandatory
<LocDate>	YYYY-MM-DD	10	10	The local current date in <i>year-month-date</i> format.	Mandatory	Mandatory
<LocTime>	HHMMSS	6	6	The local current time, in <i>hour-minute-second</i> format.	Mandatory	Mandatory
<CurrCode>	AN	3	3	In Request: the currency code of the adjustment. Must match the currency of the card account. In Response: the currency code of the balance returned. Will be the currency of the card account.	Mandatory	Mandatory
<AvlBalance_GPS_STIP>	D	1	20	The new available to spend balance on the card: <i>Available Balance = Current Balance - Blocked Amount</i>	Mandatory	Omit
<CurBalance_GPS_STIP>	D	1	20	The new current balance on the card. Must not be less than the available balance.	Mandatory	Omit
<Balance_Sequence_ExtHost>	N	1	18	External Host balance sequence number. In request: sets the new balances only if this sequence number is higher than the existing balance sequence number currently held in GPS. This is to ensure that an out-of-date balance is not set due to race conditions. In response: the external host balance sequence number in GPS after this update. (This will be <Balance_Sequence_ExtHost> in the request message if set, or the current value on GPS if not set.)	Mandatory	Mandatory
<LoadedBy>	AN	1	30	Name of person or cashier making the adjustment.	Optional	Omit
<Balance_Sequence>	N	1	18	The GPS balance sequence returned in the response. This is updated each time GPS updates the actual balance or blocked amount.	Omit	Mandatory
<SysDate>	YYYY-MM-DD	10	10	The system processing date.	Omit	Mandatory
<ItemID>	AN	1	20	The unique item ID returned for the adjustment.	Omit	Mandatory
<ActionCode>	AN	3	3	The action code for the response. See Action Codes .	Omit	Mandatory

Request

```
<soap:Body>
  <hyp:Ws_BalanceUpdate>
    <hyp:WSID>1234567890</hyp:WSID>
    <hyp:IssCode>ABC</hyp:IssCode>
    <hyp:TxnCode>16</hyp:TxnCode>
    <hyp:PAN></hyp:PAN>
    <hyp:PublicToken>123456789</hyp:PublicToken>
    <hyp:LocDate>2018-01-01</hyp:LocDate>
    <hyp:LocTime>120000</hyp:LocTime>
    <hyp:CurrCode>GBP</hyp:CurrCode>
    <hyp:AvlBalance_GPS_STIP>100</hyp:AvlBalance_GPS_STIP>
    <hyp:CurBalance_GPS_STIP>110</hyp:CurBalance_GPS_STIP>
    <hyp:Balance_Sequence_ExtHost>1</hyp:Balance_Sequence_ExtHost>
    <hyp:LoadedBy>Test Update</hyp:LoadedBy>
  </hyp:Ws_BalanceUpdate>
</soap:Body>
```

Response

```
<soap:Body>
  <Ws_BalanceUpdateResponse xmlns="http://www.globalprocessing.ae/HyperionWeb">
    <Ws_BalanceUpdateResult>
      <WSID>1234567890</WSID>
      <IssCode>ABC</IssCode>
      <TxnCode>16</TxnCode>
      <PublicToken>123456789</PublicToken>
      <LocDate>2018-01-01</LocDate>
      <LocTime>120000</LocTime>
      <CurCode>GBP</CurCode>
      <Balance_Sequence_ExtHost>2</Balance_Sequence_ExtHost>
      <Balance_Sequence>2</Balance_Sequence>
      <SysDate>2018-01-01</SysDate>
      <ItemID>23290</ItemID>
      <ActionCode>000</ActionCode>
    </Ws_BalanceUpdateResult>
  </Ws_BalanceUpdateResponse>
</soap:Body>
```

Card Balance Adjustment

API: [Ws_BalanceAdjustment](#)

This web service enables you to apply debits and credits to a card record.

Record Description

Tag	Type	Minimum Length	Maximum Length	Description	Request	Response
<WSID>	N	1	19	Web service ID. Unique for every request.	Mandatory	Mandatory
<IssCode>	AN	1	4	GPS Issuer (Program Manager) Code. Assigned by GPS.	Mandatory	Mandatory
<TxnCode>	AN	1	2	The Transaction Code. See Transaction Codes . Default value 16.	Mandatory	Mandatory
<ClientCode>	AN	1	64	User ID of the customer using the service. Only applicable to systems using member logins. Returned in the response if present in the request. Note: Legacy field. Not used. Mandatory if the value of <AuthType> is '5'.	Conditional	Conditional
<AuthType>	AN	1	1	Parameter to specify how the card should be authenticated. See Authentication Methods .	Mandatory	Omit
<PAN>	AN	16	19	Card Number. Unique card identifier.	Conditional	Omit
<Track2>	AN	1	40	The card's Track 2. Mandatory in request if <PAN> and <PublicToken> are not present or when <AuthType> is '7'.	Conditional	Omit
<PublicToken>	AN	1	9	The card's public token, Mandatory in request if <PAN> and <Track2> are not present. Mandatory in the response.	Conditional	Mandatory
<DOB>	YYYY-MM-DD	10	10	Date of Birth. Mandatory if value of <AuthType> is '2' or '6'.	Conditional	Omit
<CVV>	AN	3	3	Card Verification Value, the 3-digit code printed on the back of the card. Mandatory if the value of <AuthType> is '3'.	Conditional	Omit
<AccCode>	AN	0	6	Access code or passcode, which can be used to set a code which is validated during activation (e.g. via the GPS IVR system). If provided, must be 6 digits; leading zeroes are acceptable. Mandatory if the value of <AuthType> is '4'. Leave empty if not required.	Conditional	Omit
<LastName>	AN	1	20	Cardholder's last name, used to authenticate the cardholder if the value of <AuthType> is '6'.	Conditional	Omit
<LocDate>	YYYY-MM-DD	10	10	The local current date in <i>year-month-date</i> format.	Mandatory	Mandatory
<LocTime>	HHMMSS	6	6	The local current time, in <i>hour-minute-second</i> format.	Mandatory	Mandatory
<AmtAdjustment>	N	1	7	The amount to debit or credit the card.	Mandatory	Omit
<CurCode>	AN	3	3	In Request: the currency alpha code of <amtAdjustment>. Must match the currency of the card account. In Response: the currency alpha code of the <avIBal> (balance) returned. Will be the currency of the card account.	Mandatory	Mandatory
<DebOrCred>	AN	1	2	Whether a debit or credit transaction. '-1' = Debit; '1' = Credit.	Mandatory	Omit
<Description>	AN**	1	150	Description of balance adjustment. Will appear in Card Statement (account enquiry).	Mandatory	Omit
<AvIBal>	D	1	7	The balance on the card following the adjustment. This includes all the financials received, but excludes pending authorisations.	Omit	Mandatory
<ForcePost>	N	1	1	Whether to force post the adjustment to the account: 0 = do not force posting; 1 = force posting. If <forcePost> value is 1, the adjustment will be posted to the account regardless of restrictions such as limits, insufficient funds or negative balance. Force posting overrides any maximum balance limit set for the card or account.	Optional	Omit
<ExtCode>	AN	1	16	External code associated with the posting. Only supported for legacy reasons, do not use.	Optional	Omit

Tag	Type	Minimum Length	Maximum Length	Description	Request	Response
<SysDate>	YYYY-MM-DD	10	10	The system processing date.	Omit	Mandatory
<ItemID>	AN	1	20	The unique item ID returned for the adjustment.	Omit	Mandatory
<ActionCode>	AN	3	3	The action code for the response. See Action Codes .	Omit	Mandatory
<LoadedBy>	AN	1	30	Name of person or cashier making the adjustment.	Optional	Omit

** Some formatting may be done on this string, see [String Cleaning and Approved Characters](#).

Security

Tag	Type	Minimum Length	Maximum Length	Description	Request	Response
<SecID>	N	1	8	Do not use. Set to 0	Mandatory	Omit
<SecVal>	AN	1	64	Do not use.	Optional	Omit
<SecValPos>	N	1	2	Do not use. Set to 0	Mandatory	Omit

Request

```
<soapenv:Envelope xmlns:soapenv="http://schemas.xmlsoap.org/soap/envelope/" xmlns:hyp="http://www.globalprocessing.ae/HyperionWeb">
  <soapenv:Header>
    <hyp:AuthSoapHeader>
      <hyp:strUserName>*****</hyp:strUserName>
      <hyp:strPassword>*****</hyp:strPassword>
    </hyp:AuthSoapHeader>
  </soapenv:Header>
  <soapenv:Body>
    <hyp:Ws_BalanceAdjustment>
      <hyp:WSID>1234</hyp:WSID>
      <hyp:IssCode>ABCD</hyp:IssCode>
      <hyp:TxnCode>16</hyp:TxnCode>
      <hyp:ClientCode></hyp:ClientCode>
      <hyp:AuthType>1</hyp:AuthType>
      <hyp:PAN></hyp:PAN>
      <hyp:Track2></hyp:Track2>
      <hyp:PublicToken>123456789</hyp:PublicToken>
      <hyp:DOB></hyp:DOB>
      <hyp:CVV></hyp:CVV>
      <hyp:AccCode></hyp:AccCode>
      <hyp:LastName></hyp:LastName>
      <hyp:LocDate>2013-01-01</hyp:LocDate>
      <hyp:LocTime>120000</hyp:LocTime>
      <hyp:AmtAdjustment>10</hyp:AmtAdjustment>
      <hyp:CurCode>GBP</hyp:CurCode>
      <hyp:DebOrCred>1</hyp:DebOrCred>
      <hyp:Description>Balance Ajustement</hyp:Description>
      <hyp:ForcePost>0</hyp:ForcePost>
      <hyp:ExtCode></hyp:ExtCode>
      <hyp:SecID>0</hyp:SecID>
      <hyp:SecVal></hyp:SecVal>
      <hyp:SecValPos>0</hyp:SecValPos>
    </hyp:Ws_BalanceAdjustment>
  </soapenv:Body>
</soapenv:Envelope>
```

Response

```
<soap:Envelope xmlns:soap="http://schemas.xmlsoap.org/soap/envelope/" xmlns:xsi="http://www.w3.org/2001/XMLSchema-instance" xmlns:xsd="http://www.w3.org/2001/XMLSchema">
  <soap:Body>
    <Ws_BalanceAdjustmentResponse xmlns="http://www.globalprocessing.ae/HyperionWeb">
      <Ws_BalanceAdjustmentResult>
        <WSID>1234</WSID>
        <IssCode>ABCD</IssCode>
        <TxnCode>16</TxnCode>
        <PublicToken>123456789</PublicToken>
        <LocDate>2013-01-01</LocDate>
        <LocTime>120000</LocTime>
        <ClientCode>0</ClientCode>
        <SysDate>2013-01-01</SysDate>
        <ActionCode>000</ActionCode>
        <AvlBal>20</AvlBal>
        <CurCode>826</CurCode>
        <ItemID>123</ItemID>
      </Ws_BalanceAdjustmentResult>
    </Ws_BalanceAdjustmentResponse>
  </soap:Body>
</soap:Envelope>
```


Card Balance Transfer

API: [Ws_BalanceTransfer](#)

This web service is used to transfer an amount from one card to another.

It is only possible to transfer funds from a primary card to its secondary card if:

- The secondary card belongs to a Limit Group.
- That limit group has settings for the [Load Source](#) of the primary card (value of 68).
- The transfer amount is within the limits defined by the limit group.

Record Description

Tag	Type	Minimum Length	Maximum Length	Description	Request	Response
<WSID>	N	1	19	Web service ID. Unique for every request.	Mandatory	Mandatory
<IssCode>	AN	1	4	GPS Issuer (Program Manager) Code. Assigned by GPS.	Mandatory	Mandatory
<TxnCode>	AN	1	2	The Transaction Code. See Transaction Codes . Default value 7.	Mandatory	Mandatory
<ClientCode>	AN	1	64	User ID of the customer using the service. Only applicable to systems using member logins. Returned in the response if present in the request. Note: Legacy field. Not used.	Optional	Conditional
<AuthType>	AN	1	1	Parameter to specify how the card should be authenticated. See Authentication Methods .	Mandatory	Omit
<PAN>	AN	16	19	Card Number. Unique card identifier.	Conditional	Omit
<Track2>	AN	1	40	The card's Track 2. Mandatory in request if <PAN> and <PublicToken> are not present or when <AuthType> is '7'.	Conditional	Omit
<PublicToken>	AN	1	9	The card's public token, Mandatory in request if <PAN> and <Track2> are not present. Mandatory in the response.	Conditional	Mandatory
<DOB>	YYYY-MM-DD	10	10	The cardholder's date of birth. Mandatory if the value of <actMethod> is '1' or <AuthType> is '2' or '6'. Otherwise, may be supplied for informational purposes or as part of cardholder registration.	Conditional	Omit
<CVV>	AN	3	3	Card Verification Value, the 3-digit code printed on the back of the card. Mandatory if the value of <AuthType> is '3'.	Conditional	Omit
<AccCode>	AN	0	6	Access code or passcode. If provided, must be 6 digits, leading zeroes are acceptable. Leave empty if not required. Mandatory if the value of <AuthType> is '4'.	Conditional	Omit
<LastName>	AN	1	20	Cardholder's last name, used to authenticate the cardholder if the value of <AuthType> is '6'.	Conditional	Omit
<LocDate>	YYYY-MM-DD	10	10	The local current date in <i>year-month-date</i> format.	Mandatory	Mandatory
<LocTime>	HHMMSS	6	6	The local current time, in <i>hour-minute-second</i> format.	Mandatory	Mandatory
<TerminalID>	AN	1	15	Point of Sale (POS) or other terminal identifier, such as a hostname.	Conditional	Omit
<NewPAN>	AN	16	19	The new card number to where funds should be transferred. Mandatory in the request if <newToken> is not present.	Conditional	Mandatory
<NewToken>	AN	16	19	The public token to where funds should be transferred. Mandatory in the request if <newPAN> is not present.	Conditional	Omit
<AvIBal>	D	1	20	The current balance on the card account. This includes all financial transactions and outstanding authorisations.	Omit	Mandatory
<BlkAmt>	D	1	20	Amount of funds blocked on the card account as a result of all outstanding authorisations.	Omit	Mandatory
<AmtTxn>	D	1	20	The requested amount to transfer. If AmtTxn = 0, it is assumed the full card balance is requested to be transferred. If the amount is specified, this amount is returned in the response. Otherwise, the actual amount transferred (net of fees) is returned.	Mandatory	Mandatory

Tag	Type	Minimum Length	Maximum Length	Description	Request	Response
<CurrCode>	AN	3	3	3-letter ISO currency code for the currency (e.g. EUR). Must be supplied in the request if an <AmtTxn> is specified.	Conditional	Mandatory
<SysDate>	YYYY-MM-DD	10	10	The system processing date.	Omit	Mandatory
<LoadSrc>	AN	1	3	The source of the transfer request. For transfers between Primary and Secondary cards, the value must be "68". See Load Sources . If omitted, defaults to "14" = "Unknown" for normal transfers, but "68" for Primary-Secondary card transfers.	Optional	Omit
<ItemID>	AN	1	20	The unique item ID for this card transfer. The ID returned is the ID relating to the 'unload' leg of the transfer, that is, the unload from the source card.	Omit	Mandatory
<ActionCode>	AN	3	3	The action code for the response. See Action Codes .	Omit	Mandatory
<LoadedBy>	AN	1	30	Name of person/cashier making the transfer.	Optional	Omit
<Description>	AN**	1	150	Description of balance transfer. Will appear in <Account Enquiry> if supplied.	Optional	Omit
<FeeWaiver>	N	1	1	Indicates whether to waive any web service fee set up on GPS. Options are: 0 = No; 1 = Yes, waive all fees, on "from" and "to" card 2 = Waive the fee on the "from" card only. 3 = Waive the fee on the "to" card only. Default is 0.	Optional	Omit
<BrnCode>	AN	8	8	Branch code (or Agent code) with which the card is associated. If supplied, it will be exported in the XML in <i>CardLoadUnload > Card > branch-code</i> .	Optional	Omit
<Fee>	D	1	9	Allows you to override the configured fee for specific transfers.	Optional	Omit

Security

Tag	Type	Minimum Length	Maximum Length	Description	Request	Response
<SecId>	N	1	8	Do not use. Set to 0.	Mandatory	Omit
<SecVal>	AN	1	64	Do not use.	Optional	Omit
<SecValPos>	N	1	2	Do not use. Set to 0.	Mandatory	Omit

** Some formatting may be done on this string, see [String Cleaning and Approved Characters](#).

Request

```
<soapenv:Envelope xmlns:soapenv="http://schemas.xmlsoap.org/soap/envelope/" xmlns:hyp="http://www.globalprocessing.ae/HyperionWeb">
  <soapenv:Header>
    <hyp:AuthSoapHeader>
      <hyp:strUserName>*****</hyp:strUserName>
      <hyp:strPassword>*****</hyp:strPassword>
    </hyp:AuthSoapHeader>
  </soapenv:Header>
  <soapenv:Body>
    <hyp:Ws_BalanceTransfer>
      <hyp:WSID>1234</hyp:WSID>
      <hyp:IssCode>ABCD</hyp:IssCode>
      <hyp:TxnCode>7</hyp:TxnCode>
      <hyp:ClientCode></hyp:ClientCode>
      <hyp:AuthType>1</hyp:AuthType>
      <hyp:PAN></hyp:PAN>
      <hyp:Track2></hyp:Track2>
      <hyp:PublicKey>123456789</hyp:PublicKey>
      <hyp:DOB></hyp:DOB>
      <hyp:CVV></hyp:CVV>
      <hyp:AccCode></hyp:AccCode>
      <hyp:LastName></hyp:LastName>
      <hyp:LocDate>2013-01-01</hyp:LocDate>
      <hyp:LocTime>120000</hyp:LocTime>
      <hyp:TerminalID></hyp:TerminalID>
      <hyp:NewPAN></hyp:NewPAN>
      <hyp:NewToken>987654321</hyp:NewToken>
      <hyp:AmtTxn>10</hyp:AmtTxn>
      <hyp:CurrCode>GBP</hyp:CurrCode>
      <hyp:LoadSrc>10</hyp:LoadSrc>
      <hyp:SecID>0</hyp:SecID>
      <hyp:SecVal></hyp:SecVal>
      <hyp:SecValPos>0</hyp:SecValPos>
      <hyp:Description>Test Balance Transfer</hyp:Description >
      <hyp:LoadedBy>Agent Grey</hyp:LoadedBy >
    </hyp:Ws_BalanceTransfer>
  </soapenv:Body>
</soapenv:Envelope>
```

```
<hyp:FeeWaiver>2</hyp:FeeWaiver >
<hyp:FeeWaiver>0</hyp:FeeWaiver >
</hyp:Ws_BalanceTransfer>
</soapenv:Body>
</soapenv:Envelope>
```

Response

```
<soap:Envelope xmlns:soap="http://schemas.xmlsoap.org/soap/envelope/" xmlns:xsi="http://www.w3.org/2001/XMLSchema-instance" xmlns:xsd="http://www.w3.org/2001/XMLSchema">
  <soap:Body>
    <Ws_BalanceTransferResponse xmlns="http://www.globalprocessing.ae/HyperionWeb">
      <Ws_BalanceTransferResult>
        <WSID>1234</WSID>
        <IssCode>ABCD</IssCode>
        <TxnCode>7</TxnCode>
        <PublicToken>123456789</PublicToken>
        <LocDate>2013-01-01</LocDate>
        <LocTime>120000</LocTime>
        <NewPAN>9876543219876543</NewPAN>
        <ClientCode>0</ClientCode>
        <SysDate>2013-01-01</SysDate>
        <ActionCode>000</ActionCode>
        <AvlBal>10</AvlBal>
        <BlkAmt>0</BlkAmt>
        <AmtTxn>10</AmtTxn>
        <CurCode>GBP</CurCode>
        <ItemID>1234</ItemID>
      </Ws_BalanceTransferResult>
    </Ws_BalanceTransferResponse>
  </soap:Body>
</soap:Envelope>
```

Card Fees Overview

You can use the following web services to view and manage your card fees:

[Card List Pending Fees](#): [Ws_List_Pending_Fees](#)

[Card Apply Fees](#): [Ws_Generic_Fees](#)

[Apply FX Rate](#): [Ws_Client_FX](#)

Card List Pending Fees

API: [Ws_List_Pending_Fees](#)

This web service lists details of pending fees that relate to a specific card.

Record Description

Tag	Type	Minimum Length	Maximum Length	Description	Request	Response
<WSID>	N	1	19	Web service ID. Unique for every request.	Mandatory	Mandatory
<IssCode>	AN	1	4	GPS Issuer (Program Manager) Code. Assigned by GPS. Mandatory in the request. If only <IssCode> is present in the request then this method returns the pending fee details of all cards that belong to the given program manager.	Mandatory	Mandatory
<PAN>	N	16	19	Original PAN number embossed on the card. If present in the request then this method returns the pending fee details of the given card only.	Optional	Omit
<PublicKey>	N	9	9	Card's public token. If present in the request then this method returns the pending fee details of the given card only.	Optional	Omit
<FeeProcessingCode>	AN	2	2	The web service fee processing code. See Web Service Processing Codes .	Optional	Omit
<ActionCode>	AN	3	3	The action code for the response. See Action Codes .	Omit	Mandatory
<Fees>	-	-	-	An array of Fee records. See Fee Record below. Can occur multiple times within the message.		

Fee Record

Tag	Type	Minimum Length	Maximum Length	Description	Request	Response
<PublicKey>	N	9	9	Card's public token.	Omit	Mandatory
<PostDate>	YYYY-MM-DD	10	10	Actual date when GPS received the fee request.	Omit	Mandatory
<TransDate>	YYYY-MM-DD	10	10	Date in which GPS processed the fee request.	Omit	Mandatory
<ProcCode>	AN	1	3	Fee processing code.	Omit	Mandatory
<ActualAmt>	D	1	20	Actual fee amount.	Omit	Mandatory
<AmtTaken>	D	1	20	Amount already taken.	Omit	Mandatory
<RemainingAmt>	D	1	20	Remaining amount need to take as fee, i.e., <ActualAmt> - <AmtTaken>.	Omit	Mandatory
<Description>	AN	1	150	Fee description.	Omit	Mandatory
<PartialAllowed>	N	1	1	Whether a partial amount is allowed. 1 = Allowed; 0 = Not allowed	Omit	Mandatory
<Collected>	N	1	1	Whether the fee has been taken. 1 = Taken; 0 = Not taken	Omit	Mandatory
<PendingFeesEnabled>	N	1	1	Whether pending fees is enabled. 1 = Enabled; 0 = Disabled	Omit	Mandatory

Request

```
<soapenv:Envelope xmlns:soapenv="http://schemas.xmlsoap.org/soap/envelope/" xmlns:hyp="http://www.globalprocessing.ae/HyperionWeb">
  <soapenv:Header>
    <hyp:AuthSoapHeader>
      <hyp:strUserName>*****</hyp:strUserName>
      <hyp:strPassword>*****</hyp:strPassword>
    </hyp:AuthSoapHeader>
  </soapenv:Header>
  <soapenv:Body>
    <hyp:Ws_List_Pending_Fees>
      <hyp:WSID123456789</hyp:WSID>
      <hyp:IssCode>ABCD</hyp:IssCode>
      <hyp:PAN></hyp:PAN>
      <hyp:PublicKey>123456789</hyp:PublicKey>
      <hyp:FeeProcessingCode></hyp:FeeProcessingCode>
    </hyp:Ws_List_Pending_Fees>
  </soapenv:Body>
</soapenv:Envelope>
```

```
</hyp:Ws_List_Pending_Fees>
</soapenv:Body>
</soapenv:Envelope>
```

Response

```
<soap:Envelope xmlns:soap="http://schemas.xmlsoap.org/soap/envelope/" xmlns:xsi="http://www.w3.org/2001/XMLSchema-instance" xmlns:xsd="http://www.w3.org/2001/XMLSchema">
  <soap:Body>
    <Ws_List_Pending_FeesResponse xmlns="http://www.globalprocessing.ae/HyperionWeb">
      <Ws_List_Pending_FeesResult>
        <WSID>123456789</WSID>
        <IssCode>ABCD</IssCode>
        <ActionCode>000</ActionCode>
        <Fees>
          <Fee>
            <PublicKey>123456789</PublicKey>
            <PostDate>2015-09-14</PostDate>
            <TransDate>2015-09-14</TransDate>
            <ProcCode>10</ProcCode>
            <ActualAmt>1</ActualAmt>
            <AmtTaken>1</AmtTaken>
            <RemainingAmt>0.1</RemainingAmt>
            <Description>Load fee Wirecard</Description>
            <PartialAllowed>true</PartialAllowed>
            <Collected>true</Collected>
            <PendingFeesEnabled>true</PendingFeesEnabled>
          </Fee>
          <Fee>
            <PublicKey>123456789</PublicKey>
            <PostDate>2015-09-14</PostDate>
            <TransDate>2015-09-14</TransDate>
            <ProcCode>82</ProcCode>
            <ActualAmt>2</ActualAmt>
            <AmtTaken>0</AmtTaken>
            <RemainingAmt>2</RemainingAmt>
            <Description>Card Issue Fee</Description>
            <PartialAllowed>false</PartialAllowed>
            <Collected>true</Collected>
            <PendingFeesEnabled>true</PendingFeesEnabled>
          </Fee>
        </Fees>
      </Ws_List_Pending_FeesResult>
    </Ws_List_Pending_FeesResponse>
  </soap:Body>
</soap:Envelope>
```

Card Apply Fees

API: [Ws_Generic_Fees](#)

This web service enables you to apply fees with a comment to a particular card.

Record Description

Tag	Type	Minimum Length	Maximum Length	Description	Request	Response
<WSID>	N	1	19	Web service ID. Unique for every request.	Mandatory	Mandatory
<IssCode>	AN	1	4	GPS Issuer (Program Manager) Code. Assigned by GPS.	Mandatory	Mandatory
<PAN>	AN	16	19	Card Number. Unique card identifier.	Conditional	Omit
<PublicToken>	AN	1	9	The card's public token. Mandatory in request if <PAN> and <track2> are not present. Mandatory in the response.	Conditional	Mandatory
<LocDate>	YYYY-MM-DD	10	10	The local current date in <i>year-month-date</i> format.	Mandatory	Mandatory
<LocTime>	HHMMSS	6	6	The local current time, in <i>hour-minute-second</i> format.	Mandatory	Mandatory
<ProcCode>	AN	1	3	Processing code use for applying fee. See Web Service Processing Codes .	Mandatory	Omit
<Comment>	AN**	1	50	If it is blank then the comment will be the default comment associated with the given processing code.	Optional	Omit
<Fee>	D	1	20	Fee applied to this card. If it is 0 then will apply the default fee associated with the given processing code otherwise the input value will apply.	Optional	Mandatory
<SysDate>	YYYY-MM-DD	10	10	The system processing date.	Omit	Mandatory
<ItemId>	AN	1	20	The unique item ID returned for this fee.	Omit	Mandatory
<IsPartial>	N	1	1	Whether a partial fee was taken. 1=true and 0=false.	Omit	Mandatory
<WaivedoffAmount>	D	1	20	Amount of fee that could not be taken.	Omit	Mandatory
<TotalAmount>	D	1	20	Total amount of fee taken.	Omit	Mandatory
<ActionCode>	AN	3	3	The action code for the response. See Action Codes .	Omit	Mandatory

** Some formatting may be done on this string, see [String Cleaning and Approved Characters](#).

Request

```
<soapenv:Envelope xmlns:soapenv="http://schemas.xmlsoap.org/soap/envelope/" xmlns:hyp="http://www.globalprocessing.ae/HyperionWeb">
  <soapenv:Header>
    <hyp:AuthSoapHeader>
      <hyp:strUserName>*****</hyp:strUserName>
      <hyp:strPassword>*****</hyp:strPassword>
    </hyp:AuthSoapHeader>
  </soapenv:Header>
  <soapenv:Body>
    <hyp:Ws_Generic_Fees>
      <hyp:WSID>1234</hyp:WSID>
      <hyp:IssCode>ABCD</hyp:IssCode>
      <hyp:PAN></hyp:PAN>
      <hyp:PublicToken>123456789</hyp:PublicToken>
      <hyp:ProcCode>47</hyp:ProcCode>
      <hyp:Comment></hyp:Comment>
      <hyp:LocDate>2013-01-01</hyp:LocDate>
      <hyp:LocTime>120000</hyp:LocTime>
      <hyp:Fee>0.0</hyp:Fee>
    </hyp:Ws_Generic_Fees>
  </soapenv:Body>
</soapenv:Envelope>
```

Response

```
<soap:Envelope xmlns:soap="http://schemas.xmlsoap.org/soap/envelope/" xmlns:xsi="http://www.w3.org/2001/XMLSchema-instance" xmlns:xsd="http://www.w3.org/2001/XMLSchema">
  <soap:Body>
    <Ws_Generic_FeesResponse xmlns="http://www.globalprocessing.ae/HyperionWeb">
      <Ws_Generic_FeesResult>
```

```
<WSID>1234</WSID>
<IssCode>ABCD</IssCode>
<ActionCode>000</ActionCode>
<LocDate>2013-01-01</LocDate>
<LocTime>120000</LocTime>
<SysDate>2013-01-01</SysDate>
<PublicKey>123456789</PublicKey>
<Fee>1</Fee>
<ItemId>1234</ItemId>
<IsPartial>false</IsPartial>
<WaivedoffAmount>1</WaivedoffAmount>
<TotalAmount>1</TotalAmount>
</Ws_Generic_FeesResult>
</Ws_Generic_FeesResponse>
</soap:Body>
</soap:Envelope>
```


Apply FX Rate

API: [Ws_Client_FX](#)

This web service enables you to send your own FX (foreign exchange) rates to GPS. You can stream in FX rates at your chosen frequency, such as: hourly or daily. The rates could be used for Multi-FX wallet functions or for services such as provisioning of fixed rate FX cards.

Record Description

Tag	Type	Minimum Length	Maximum Length	Description	Request	Response
<WSID>	N	1	19	Web service ID. Unique for every request.	Mandatory	Mandatory
<IssCode>	AN	1	4	GPS Issuer (Program Manager) Code. Assigned by GPS.	Mandatory	Mandatory
<GroupFxID>	N	1	4	Currency conversion Group ID.	Mandatory	Mandatory
<Rates>				An array of rates. See Rate Details below. Can occur multiple times within the request.	Mandatory	Omit

Rate Details (in request)

Tag	Type	Minimum Length	Maximum Length	Description	Request	Response
<SrcCurCode>	AN	3	3	Alpha currency code of source currency(e.g. GBP).	Mandatory	Omit
<DesCurCode>	AN	3	3	Alpha currency code of destination currency (e.g. EUR).	Mandatory	Omit
<BuyRate>	D	1	10	Currency buying rate.	Mandatory	Omit
<SellRate>	D	1	10	Currency selling rate.	Optional	Omit
<MidRate>	D	1	10	Middle currency rate (median average of buy and sell rates).	Optional	Omit

Rate Details (in response)

Tag	Type	Minimum Length	Maximum Length	Description	Request	Response
<ActionCode>	AN	3	3	The action code for the response. Possible action codes in the response are: 000 = Normal, approve. 801 = IssCode is missing. 909 = System malfunction, deny. 868 = Duplicate WSID in the request, deny. 707 = Invalid FX Group ID.	Omit	Mandatory
<SysDate>	YYYY-MM-DD	10	10	The system processing date.	Omit	Mandatory
<NoOfInvalidRates>	N	1	4	Number of invalid rates in the request.	Omit	Mandatory
<InvalidRates>				See Invalid Rate Details below. Can occur multiple times within the response. It is the rejected list of rates in the request. If all rates in the request are valid then it will not present in the response.	Omit	Conditional

Invalid Rate Details (in response)

Tag	Type	Minimum Length	Maximum Length	Description	Request	Response
<RateNo>	N	1	4	Position of invalid rate in the request.	Omit	Mandatory
<SrcCurCode>	AN	3	3	Alpha currency code of source currency(e.g. GBP).	Omit	Mandatory
<DesCurCode>	AN	3	3	Alpha currency code of destination currency (e.g. EUR).	Omit	Mandatory
<BuyRate>	D	1	10	Currency buying rate.	Omit	Mandatory
<SellRate>	D	1	10	Currency selling rate.	Omit	Optional
<MidRate>	D	1	10	Middle currency rate (median average of buy and sell rates).	Omit	Optional
<ErrorCode>	AN	3	3	Reason code for the rejection. Possible error codes are: 702 = Invalid Currency Buy Rate. It should be greater than 0.0.	Omit	Mandatory

Tag	Type	Minimum Length	Maximum Length	Description	Request	Response
				703 = Invalid Currency Sell Rate. It should be non-negative. 704 = Invalid Currency Sell Rate. It should be non-negative. 705 = Invalid source currency code 706 = Invalid destination currency code		
<ErrorDescription>	AN	1	150	Reason for the rate rejection.	Omit	Mandatory

Request

```
<soapenv:Envelope xmlns:soapenv="http://schemas.xmlsoap.org/soap/envelope/" xmlns:hyp="http://www.globalprocessing.ae/HyperionWeb">
  <soapenv:Header>
    <hyp:AuthSoapHeader>
      <hyp:strUserName>*****</hyp:strUserName>
      <hyp:strPassword>*****</hyp:strPassword>
    </hyp:AuthSoapHeader>
  </soapenv:Header>
  <soapenv:Body>
    <hyp:Ws_Client_Fx>
      <hyp:WSID>1234</hyp:WSID>
      <hyp:IssCode>ABCD</hyp:IssCode>
      <hyp:GroupFxID>123</hyp:GroupFxID>
      <hyp:Rates>
        <hyp:Rates>
          <hyp:SrcCurCode>GBP</hyp:SrcCurCode>
          <hyp:DesCurCode>USD</hyp:DesCurCode>
          <hyp:BuyRate>1.4</hyp:BuyRate>
          <hyp:SellRate>1.4</hyp:SellRate>
          <hyp:MidRate>1.4</hyp:MidRate>
        </hyp:Rates>
        <hyp:Rates>
          <hyp:SrcCurCode>GBP</hyp:SrcCurCode>
          <hyp:DesCurCode>EUR</hyp:DesCurCode>
          <hyp:BuyRate>1.1</hyp:BuyRate>
          <hyp:SellRate>1.1</hyp:SellRate>
          <hyp:MidRate>1.1</hyp:MidRate>
        </hyp:Rates>
        <hyp:Rates>
          <hyp:SrcCurCode>GBP</hyp:SrcCurCode>
          <hyp:DesCurCode>ABC</hyp:DesCurCode>
          <hyp:BuyRate>1.1</hyp:BuyRate>
          <hyp:SellRate>1.1</hyp:SellRate>
          <hyp:MidRate>1.1</hyp:MidRate>
        </hyp:Rates>
      </hyp:Rates>
    </hyp:Ws_Client_Fx>
  </soapenv:Body>
</soapenv:Envelope>
```

Response

```
<soap:Envelope xmlns:soap="http://schemas.xmlsoap.org/soap/envelope/" xmlns:xsi="http://www.w3.org/2001/XMLSchema-instance" xmlns:xsd="http://www.w3.org/2001/XMLSchema">
  <soap:Body>
    <Ws_Client_FxResponse xmlns="http://www.globalprocessing.ae/HyperionWeb">
      <Ws_Client_FxResult>
        <WSID>1234</WSID>
        <IssCode>ABCD</IssCode>
        <ActionCode>000</ActionCode>
        <SysDate>2014-08-29</SysDate>
        <GroupFxID>1</GroupFxID>
        <NoOfInvalidRates>1</NoOfInvalidRates>
        <InvalidRates>
          <InvalidRate>
            <RateNo>3</RateNo>
            <SrcCurCode>GBP</SrcCurCode>
            <DesCurCode>ABC</DesCurCode>
            <BuyRate>1.1</BuyRate>
            <SellRate>1.1</SellRate>
            <MidRate>1.1</MidRate>
            <ErrorCode>706</ErrorCode>
            <ErrorDescription>Invalid destination currency code</ErrorDescription>
          </InvalidRate>
        </InvalidRates>
      </Ws_Client_FxResult>
    </Ws_Client_FxResponse>
  </soap:Body>
</soap:Envelope>
```

Acceptor Lists Overview

Acceptor lists enable you to control which merchants or merchant code are blocked (blacklisted) or allowed (whitelisted) to use your service. You can set up multiple acceptor lists and link cards to a list.

You can use the following web services to view and manage your card blacklists and whitelists:

Card Acceptor Blacklist : Ws_CardAcceptorBlacklist
Card Acceptor Whitelist : Ws_CardAcceptorWhiteList
Card Change Acceptor List : Ws_Card_Change_Cardacceptor_List
Card Change Acceptor List (Bulk) : Ws_Change_Cardacceptor_List

Card Acceptor Blacklist

API: [Ws_CardAcceptorBlacklist](#)

This web service enables you to manage Card Acceptor (MerchantID) blacklists, which can then be assigned to a card or group of cards. Any merchant IDs in the blacklist will see transactions declined by GPS at the authorisation stage. The response code will be '05 - Do not honour'.

Note: If the card does not have the blacklist group assigned, this will need to be added via [Ws_Card_Change_Groups](#). See [Card Change Groups](#).

Record Description

Tag	Type	Minimum Length	Maximum Length	Description	Request	Response
<WSID>	N	1	19	Web service ID. Unique for every request.	Mandatory	Mandatory
<IssCode>	AN	1	4	GPS Issuer (Program Manager) Code. Assigned by GPS.	Mandatory	Mandatory
<BlackList>	AN	1	255	Identifier for a Card Acceptor Blacklist in GPS.	Mandatory	Mandatory
<CardAcceptors>	-	-	-	See Card Acceptor Description below. Provides a list of CardAcceptor elements. If the list is empty, the web service will return a list of all the Card Acceptors in the Blacklist.	Mandatory	Omit
<SysDate>	AN	10	10	The system processing date.	Omit	Mandatory
<ActionCode>	AN	3	3	The action code for the response. See Action Codes .	Omit	Mandatory
<NoOfInvalidCardAcceptors>	N	1	9	Number of invalid Card Acceptors detected. Check the <ActionCode> of each one to see the reason for the rejection.	Omit	Mandatory
<InvalidCardAcceptors>	-	-	-	See Invalid Card Acceptor Description below. Provides a list of InvalidCardAcceptor elements.	Omit	Mandatory

Card Acceptor Description

Tag	Type	Minimum Length	Maximum Length	Description	Request	Response
<CardAcceptorID>	AN	1	50	Card Acceptor ID. Also known as Merchant ID (DE 42).	Mandatory	N/A
<Action>	N	1	9	Action Code: 0 = Delete Card Acceptor ID 1 = Insert Card Acceptor ID	Mandatory	N/A

Invalid Card Acceptor Description

Tag	Type	Minimum Length	Maximum Length	Description	Request	Response
<AcceptorNo>	N	1	9	Unique, sequential identifier for the entry in the list.	N/A	Mandatory
<CardAcceptorID>	AN	1	50	Card Acceptor ID. Also known as Merchant ID (DE 42).	N/A	Mandatory
<ErrorCode>	AN	3	4	Action Code for this Card Acceptor ID: 781 = CardAcceptorId is empty 782 = Invalid Action (parameter value was invalid) 783 = CardAcceptorID not found (valid when Action = 0) 799 = CardAcceptorID already exists	N/A	Mandatory
ErrorDescription	AN	1	255	Description of the error.	N/A	Mandatory

Request

```
<soapenv:Envelope xmlns:soapenv="http://schemas.xmlsoap.org/soap/envelope/" xmlns:hyp="http://www.globalprocessing.ae/HyperionWeb">
  <soapenv:Header>
    <hyp:AuthSoapHeader>
      <hyp:strUserName>*****</hyp:strUserName>
      <hyp:strPassword>*****</hyp:strPassword>
    </hyp:AuthSoapHeader>
  </soapenv:Header>
  <soap:Body>
    <hyp:Ws_CardAcceptorBlackList>
      <hyp:WSID>201507150820</hyp:WSID>
      <!--Optional:-->
      <hyp:IssCode>TEST</hyp:IssCode>
    </hyp:Ws_CardAcceptorBlackList>
  </soap:Body>
</soapenv:Envelope>
```

```

<!--Optional:-->
<hyp:BlackList>BL1</hyp:BlackList>
<!--Optional:-->
<hyp:CardAcceptors>
  <!--Zero or more repetitions:-->
  <hyp:CardAcceptor>
    <!--Optional:-->
    <hyp:CardAcceptorID>123456789</hyp:CardAcceptorID>
    <hyp:Action>1</hyp:Action>
  </hyp:CardAcceptor>
</hyp:CardAcceptors>
</hyp:Ws_CardAcceptorBlackList>
</soap:Body>
</soapenv:Envelope>

```

Response

```

<soap:Envelope xmlns:soap="http://schemas.xmlsoap.org/soap/envelope/" xmlns:xsi="http://www.w3.org/2001/XMLSchema-instance" xmlns:xsd="http://www.w3.org/2001/XMLSchema">
  <soap:Body>
    <Ws_CardAcceptorBlackListResponse xmlns="http://www.globalprocessing.ae/HyperionWeb">
      <Ws_CardAcceptorBlackListResult>
        <WSID>201507150820</WSID>
        <IssCode>TEST</IssCode>
        <ActionCode>000</ActionCode>
        <SysDate>2015-07-15</SysDate>
        <BlackList>BL1</BlackList>
        <NoOfInvalidCardAcceptors>1</NoOfInvalidCardAcceptors>
        <InvalidCardAcceptors>
          <InvalidCardAcceptor>
            <AcceptorNo>1</AcceptorNo>
            <CardAcceptorID>123456789</CardAcceptorID>
            <ErrorCode>799</ErrorCode>
            <ErrorDescription>This card acceptor is already added to the black list of the given scheme</ErrorDescription>
          </InvalidCardAcceptor>
        </InvalidCardAcceptors>
      </Ws_CardAcceptorBlackListResult>
    </Ws_CardAcceptorBlackListResponse>
  </soap:Body>
</soap:Envelope>

```

Card Acceptor Whitelist

API: [Ws_CardAcceptorWhiteList](#)

This web service enables you to manage Card Acceptor (MerchantID) whitelists, which can then be assigned to a card or group of cards. Only merchant ID's added to the whitelist will be approved by GPS at authorisation stage.

Note: If the card does not have a whitelist group assigned, this will need to be added via [Ws_Card_Change_Groups](#). See [Card Change Groups](#).

Record Description

Tag	Type	Minimum Length	Maximum Length	Description	Request	Response
<WSID>	N	1	19	Web service ID. Unique for every request.	Mandatory	Mandatory
<IssCode>	AN	1	4	GPS Issuer (Program Manager) Code. Assigned by GPS.	Mandatory	Mandatory
<WhiteList>	AN	1	255	Identifier for a Card Acceptor Whitelist in GPS.	Mandatory	Mandatory
<SysDate>	AN	10	10	The system processing date.	Omit	Mandatory
<ActionCode>	AN	3	3	The action code for the response. See Action Codes .	Omit	Mandatory
<NoOfInvalidCardAcceptors>	N	1	9	Number of invalid Card Acceptors detected. Check the <ActionCode> of each one to see the reason for the rejection.	Omit	Mandatory
<CardWAcceptors>	-	-	-	See Card Acceptor Description below. CardAcceptors is a list of CardAcceptor elements. If the list is empty, the web service will return a list of all the CardAcceptors in the Whitelist.	Mandatory	Omit
<InvalidCardAcceptors>	-	-	-	See Invalid Card Acceptor Description below. InvalidCardAcceptors is a list of InvalidCardAcceptor elements.	Omit	Mandatory

Card Acceptor Description

Tag	Type	Minimum Length	Maximum Length	Description	Request	Response
<CardAcceptorID>	AN	1	50	Card Acceptor ID. Also known as Merchant ID (DE 42).	Mandatory	N/A
<Action>	N	1	9	Action Code: 0 = Delete Card Acceptor ID 1 = Insert Card Acceptor ID	Mandatory	N/A

Invalid Card Acceptor Description

Tag	Type	Minimum Length	Maximum Length	Description	Request	Response
<AcceptorNo>	N	1	9	Unique, sequential identifier for the entry in the list.	N/A	Mandatory
<CardAcceptorID>	AN	1	50	Card Acceptor ID. Also known as Merchant ID (DE 42).	N/A	Mandatory
<ErrorCode>	AN	3	4	Action Code for this Card Acceptor ID: 781 = CardAcceptorId is empty 782 = Invalid Action (parameter value was invalid) 783 = CardAcceptorID not found (valid when Action = 0) 799 = CardAcceptorID already exists	N/A	Mandatory
ErrorDescription	AN	1	255	Description of the error.	N/A	Mandatory

Request

```
<soapenv:Envelope xmlns:soapenv="http://schemas.xmlsoap.org/soap/envelope/" xmlns:hyp="http://www.globalprocessing.ae/HyperionWeb">
  <soapenv:Header>
    <hyp:AuthSoapHeader>
      <hyp:strUserName>*****</hyp:strUserName>
      <hyp:strPassword>*****</hyp:strPassword>
    </hyp:AuthSoapHeader>
  </soapenv:Header>
  <soap:Body>
    <hyp:Ws_CardAcceptorWhiteList>
      <hyp:WSID>201507150820</hyp:WSID>
      <!--Optional:-->
      <hyp:IssCode>CLI1</hyp:IssCode>
    </hyp:Ws_CardAcceptorWhiteList>
  </soap:Body>
</soapenv:Envelope>
```

```

<!--Optional:-->
<hyp:WhiteList>WL1</hyp:WhiteList>
<!--Optional:-->
<hyp:CardAcceptors>
  <!--Zero or more repetitions:-->
  <hyp:CardAcceptor>
    <!--Optional:-->
    <hyp:CardAcceptorID>123456789</hyp:CardAcceptorID>
    <hyp:Action>1</hyp:Action>
  </hyp:CardAcceptor>
</hyp:CardAcceptors>
</hyp:Ws_CardAcceptorWhiteList>
</soap:Body>
</soapenv:Envelope>

```

Response

```

<soap:Envelope xmlns:soap="http://schemas.xmlsoap.org/soap/envelope/" xmlns:xsi="http://www.w3.org/2001/XMLSchema-instance" xmlns:xsd="http://www.w3.org/2001/XMLSchema">
  <soap:Body>
    <Ws_CardAcceptorWhiteListResponse xmlns="http://www.globalprocessing.ae/HyperionWeb">
      <Ws_CardAcceptorWhiteListResult>
        <WSID>201507150820</WSID>
        <IssCode>CLI1</IssCode>
        <ActionCode>000</ActionCode>
        <SysDate>2015-07-15</SysDate>
        <WhiteList>WL1</WhiteList>
        <NoOfInvalidCardAcceptors>1</NoOfInvalidCardAcceptors>
        <InvalidCardAcceptors>
          <InvalidCardAcceptor>
            <AcceptorNo>1</AcceptorNo>
            <CardAcceptorID>123456789</CardAcceptorID>
            <ErrorCode>799</ErrorCode>
            <ErrorDescription>This card acceptor is already added to the white list of the given scheme</ErrorDescription>
          </InvalidCardAcceptor>
        </InvalidCardAcceptors>
      </Ws_CardAcceptorWhiteListResult>
    </Ws_CardAcceptorWhiteListResponse>
  </soap:Body>
</soap:Envelope>

```

Card Change Acceptor List

API: [Ws_Card_Change_Cardacceptor_List](#)

This web service is used to modify the card acceptor (MerchantID) lists (such as whitelists and blacklists) that a card makes use of. It is used to modify a single card. This determines the list of merchants at which the card can be used.

Note: The acceptance of a card can be subject to a Whitelist or a Blacklist, not both.

Record Description

Tag	Type	Minimum Length	Maximum Length	Description	Request	Response
<WSID>	N	1	19	Web service ID. Unique for every request.	Mandatory	Mandatory
<IssCode>	AN	1	4	GPS Issuer (Program Manager) Code. Assigned by GPS.	Mandatory	Mandatory
<PAN>	AN	16	19	Card Number. Mandatory if <PublicToken> is not provided.	Optional	Omit
<PublicToken>	AN	1	9	The card's public token. Mandatory in request if <PAN> is not present. Mandatory in the response.	Conditional	Mandatory
<LocDate>	YYYY-MM-DD	10	10	The local current date in <i>year-month-date</i> format.	Mandatory	Mandatory
<LocTime>	HHMMSS	6	6	The local current time, in <i>hour-minute-second</i> format.	Mandatory	Mandatory
<BlackList>	AN	1	10	Group code of the card acceptor Blacklist. See Card Acceptor Blacklist .	Optional	Omit
<WhiteList>	AN	1	10	Group code of the card acceptor Whitelist. See Card Acceptor Whitelist .	Optional	Omit
<SysDate>	YYYY-MM-DD	10	10	The system processing date.	Omit	Mandatory
<ActionCode>	AN	3	3	The action code for the response. See Action Codes .	Omit	Mandatory

Request

```
<soapenv:Envelope xmlns:soapenv="http://schemas.xmlsoap.org/soap/envelope/" xmlns:hyp="http://www.globalprocessing.ae/HyperionWeb">
  <soapenv:Header>
    <hyp:AuthSoapHeader>
      <!--Optional:-->
      <hyp:strUserName>*****</hyp:strUserName>
      <!--Optional:-->
      <hyp:strPassword>*****</hyp:strPassword>
    </hyp:AuthSoapHeader>
  </soapenv:Header>
  <soapenv:Body>
    <hyp:Ws_Card_Change_Cardacceptor_List>
      <hyp:WSID>1234</hyp:WSID>
      <hyp:IssCode>ABCD</hyp:IssCode>
      <hyp:PAN></hyp:PAN>
      <hyp:PublicToken>123456789</hyp:PublicToken>
      <hyp:LocDate>2013-01-01</hyp:LocDate>
      <hyp:LocTime>120000</hyp:LocTime>
      <hyp:BlackList>ABCD</hyp:BlackList>
      <hyp:WhiteList>XYZ</hyp:WhiteList>
    </hyp:Ws_Card_Change_Cardacceptor_List>
  </soapenv:Body>
</soapenv:Envelope>
```

Response

```
<soap:Envelope xmlns:soap="http://schemas.xmlsoap.org/soap/envelope/" xmlns:xsi="http://www.w3.org/2001/XMLSchema-instance" xmlns:xsd="http://www.w3.org/2001/XMLSchema">
  <soap:Body>
    <Ws_Card_Change_Cardacceptor_ListResponse xmlns="http://www.globalprocessing.ae/HyperionWeb">
      <Ws_Card_Change_Cardacceptor_ListResult>
        <WSID>123456</WSID>
        <IssCode>ABCD</IssCode>
        <ActionCode>000</ActionCode>
        <LocDate>2015-10-22</LocDate>
        <LocTime>10000</LocTime>
        <SysDate>2015-10-22</SysDate>
        <PublicToken/>
      </Ws_Card_Change_Cardacceptor_ListResult>
    </Ws_Card_Change_Cardacceptor_ListResponse>
  </soap:Body>
</soap:Envelope>
```


Card Change Acceptor List (Bulk)

API: [Ws_Change_Cardacceptor_List](#)

This web service is used to modify acceptor lists, such as the whitelists and blacklists that a group of cards belong to. This determines the list of merchants at which the cards can be used.

Note: The acceptance of a card can be subject to either a whitelist or a blacklist, not both.

Record Description

Tag	Type	Minimum Length	Maximum Length	Description	Request	Response
<WSID>	N	1	19	Web service ID. Unique for every request.	Mandatory	Mandatory
<IssCode>	AN	1	4	GPS Issuer (Program Manager) Code. Assigned by GPS.	Mandatory	Mandatory
<CardDesc>	-	-	-	See CARD Description below.	Omit	Mandatory
<CardSelector>	N	1	2	Card Selector type: 1 = Product ID; 2 = Customer account number; 3 = To be confirmed	Mandatory	Mandatory
<CardSelectorValue>	AN	1	30	Card Selector value. If <Card Selector> is 1 then this is a product ID (e.g. 12345). If <Card Selector> is 2 then this is a customer account number (e.g. 008480510001), and wildcards are supported in the Card Selector value (e.g. '0084505*').	Mandatory	Mandatory
<LocDate>	YYYY-MM-DD	10	10	The local current date in <i>year-month-date</i> format.	Mandatory	Mandatory
<LocTime>	HHMMSS	6	6	The local current time, in <i>hour-minute-second</i> format.	Mandatory	Mandatory
<BlackList>	AN	1	10	Group code of the card acceptor Blacklist. See Card Acceptor Blacklist .	Optional	Omit
<WhiteList>	AN	1	10	Group code of the card acceptor Whitelist. See Card Acceptor Whitelist .	Optional	Omit
<CurrentBlackList>	AN	1	10	Group code of the blacklist that should be used to further select cards. If specified, then only the cards within the Card Selector value that belong to this group will be migrated to the new group. If not specified, all cards within the Card Selector value will be moved.	Optional	Omit
<CurrentWhiteList>	AN	1	10	Group code of the whitelist that should be used to further select cards. If specified, then only the cards within the Card Selector value that belong to this group will be migrated to the new group. If not specified, all cards within the Card Selector value will be moved.	Optional	Omit
<SysDate>	YYYY-MM-DD	10	10	The system processing date.	Omit	Mandatory
<ActionCode>	AN	3	3	The action code for the response. See Action Codes .	Omit	Mandatory

CARD Description

Tag	Type	Minimum Length	Maximum Length	Description	Request	Response
<PublicToken>	AN	1	9	The card's public token. Mandatory in the response.	Omit	Mandatory
<CurrentBlackList>	AN	1	10	Group code of the blacklist that should be used to further select cards. If specified, then only the cards within the Card Selector value that belong to this group will be migrated to the new group. If not specified, all cards within the Card Selector value will be moved.	Omit	Mandatory
<CurrentWhiteList>	AN	1	10	Group code of the whitelist that should be used to further select cards. If specified, then only the cards within the Card Selector value that belong to this group will be migrated to the new group. If not specified, all cards within the Card Selector value will be moved.	Omit	Mandatory

Request

```
<soapenv:Envelope xmlns:soapenv="http://schemas.xmlsoap.org/soap/envelope/" xmlns:hyp="http://www.globalprocessing.ae/HyperionWeb">
  <soapenv:Header>
    <hyp:AuthSoapHeader>
      <hyp:strUserName>*****</hyp:strUserName>
      <hyp:strPassword>*****</hyp:strPassword>
    </hyp:AuthSoapHeader>
  </soapenv:Header>
  <soapenv:Body>
    <hyp:Ws_Change_Cardacceptor_List>
      <hyp:WSID>1234</hyp:WSID>
      <hyp:IssCode>ABCD</hyp:IssCode>
      <hyp:CardSelector>1</hyp:CardSelector>
      <hyp:CardSelectorValue>123</hyp:CardSelectorValue>
      <hyp:LocDate>2013-01-01</hyp:LocDate>
      <hyp:LocTime>120000</hyp:LocTime>
      <hyp:BlackList>XYZ</hyp:BlackList>
      <!--Optional:-->
      <hyp:WhiteList></hyp:WhiteList>
      <!--Optional:-->
      <hyp:CurrentBlackList>ABCD</hyp:CurrentBlackList>
      <!--Optional:-->
      <hyp:CurrentWhitelist></hyp:CurrentWhitelist>
    </hyp:Ws_Change_Cardacceptor_List>
  </soapenv:Body>
</soapenv:Envelope>
```

Response

```
<soap:Envelope xmlns:soap="http://schemas.xmlsoap.org/soap/envelope/" xmlns:xsi="http://www.w3.org/2001/XMLSchema-instance" xmlns:xsd="http://www.w3.org/2001/XMLSchema">
  <soap:Body>
    <Ws_Change_Cardacceptor_ListResponse xmlns="http://www.globalprocessing.ae/HyperionWeb">
      <Ws_Change_Cardacceptor_ListResult>
        <WSID>1234</WSID>
        <IssCode>ABCD</IssCode>
        <CardSelector>1</CardSelector>
        <CardSelectorValue>123</CardSelectorValue>
        <ActionCode>000</ActionCode>
        <LocDate>2013-01-01</LocDate>
        <LocTime>120000</LocTime>
        <SysDate>2013-01-01</SysDate>
        <CardsAcceptor>
          <CardAcceptorList>
            <PublicToken>123456789</PublicToken>
            <CurrentBlackList>XYZ</CurrentBlackList>
            <CurrentWhitelist/>
          </CardAcceptorList>
          <CardAcceptorList>
            <PublicToken>987654321</PublicToken>
            <CurrentBlackList>XYZ</CurrentBlackList>
            <CurrentWhitelist/>
          </CardAcceptorList>
        </CardsAcceptor>
      </Ws_Change_Cardacceptor_ListResult>
    </Ws_Change_Cardacceptor_ListResponse>
  </soap:Body>
</soap:Envelope>
```

GPS Groups and Products

GPS enables you to set up limit groups, which control your customer card usage. These groups can be set up by GPS or you may be able to set up and configure them via Smart Client. You can use the following web services to view and manage your card groups and products:

[List Groups](#): [Ws_list_group](#)

[Card Change Groups \(single\)](#): [Ws_Card_Change_Groups](#)

[Card Change Groups \(Bulk\)](#): [Ws_Change_Groups](#)

[List Products](#): [Ws_List_Products](#)

List Groups

API: [Ws_list_group](#)

This web service can be used to list the codes and descriptions of all groups of a certain type (e.g. Fee Groups, Limit Groups).

Record Description

Tag	Type	Minimum Length	Maximum Length	Description	Request	Response
<WSID>	N	1	19	Web service ID. Unique for every request.	Mandatory	Mandatory
<IssCode>	AN	1	4	GPS Issuer (Program Manager) Code. Assigned by GPS.	Mandatory	Mandatory
<GroupType>	N	1	2	Group Type identifier. Possible values are: 1 = Limit Groups 2 = Authorisation Fee Groups 3 = Recurring/Scheduled Fee Groups 4 = Web Service Fee Groups 5 = MCC Groups 6 = Usage Groups 7 = Linkage Groups 8 = FX Groups 9 = Auth Calendar Groups 10 = Payment Token Usage Groups	Mandatory	Mandatory
<SysDate>	YYYY-MM-DD	10	10	The system processing date.	Omit	Mandatory
<ActionCode>	AN	3	3	The action code for the response. See Action Codes .	Omit	Mandatory
<GroupInfo>	-	-	-	Returns a list of GroupListInfo . See Group List Info below. Can occur multiple times within the message.		

Group List Info

Tag	Type	Minimum Length	Maximum Length	Description	Request	Response
<GroupCode>	AN	1	10	Group code.	Omit	Mandatory
<GroupDesc>	AN	1	30	Group description.	Omit	Mandatory

Request

```
<soapenv:Envelope xmlns:soapenv="http://schemas.xmlsoap.org/soap/envelope/" xmlns:hyp="http://www.globalprocessing.ae/HyperionWeb">
  <soapenv:Header>
    <hyp:AuthSoapHeader>
      <hyp:strUserName>*****</hyp:strUserName>
      <hyp:strPassword>*****</hyp:strPassword>
    </hyp:AuthSoapHeader>
  </soapenv:Header>
  <soapenv:Body>
    <hyp:Ws_List_Group>
      <hyp:WSID>1234</hyp:WSID>
      <hyp:IssCode>ABCD</hyp:IssCode>
      <hyp:GroupType>1</hyp:GroupType>
    </hyp:Ws_List_Group>
  </soapenv:Body>
</soapenv:Envelope>
```

Response

```
<soap:Envelope xmlns:soap="http://schemas.xmlsoap.org/soap/envelope/" xmlns:xsi="http://www.w3.org/2001/XMLSchema-instance" xmlns:xsd="http://www.w3.org/2001/XMLSchema">
  <soap:Body>
    <Ws_List_GroupResponse xmlns="http://www.globalprocessing.ae/HyperionWeb">
      <Ws_List_GroupResult>
        <WSID>1234</WSID>
        <IssCode>ABCD</IssCode>
        <GroupType>1</GroupType>
        <SysDate>2014-10-28</SysDate>
        <ActionCode>000</ActionCode>
        <GroupInfo>
          <GroupListInfo>
            <GroupCode>GRP_EURO</GroupCode>
            <GroupDesc>GROUP EURO</GroupDesc>
          </GroupListInfo>
          <GroupListInfo>
            <GroupCode>GRP_GBP</GroupCode>
            <GroupDesc>GROUP GBP</GroupDesc>
          </GroupListInfo>
          <GroupListInfo>
            <GroupCode>GRP_USD</GroupCode>
            <GroupDesc>GROUP USD</GroupDesc>
          </GroupListInfo>
        </GroupInfo>
      </Ws_List_GroupResult>
    </Ws_List_GroupResponse>
  </soap:Body>
</soap:Envelope>
```

```
        </GroupListInfo>  
    </GroupInfo>  
</Ws_List_GroupResult>  
</Ws_List_GroupResponse>  
</soap:Body>  
</soap:Envelope>
```

Card Change Groups (single)

API: [Ws_Card_Change_Groups](#)

This web service enables you to change one or more of the groups for a specific card within any of those configured for your programme (e.g. Limit Groups, MCC Group, Fee Group and Usage Group).

For example you may have groups set up to limit Merchant Category Codes (MCCs) based on the cardholder controls in your app (e.g. blocking gambling or adult services) or spend/ATM limits which are determined by the end cardholder or by a parent cardholder (e.g. corporate card administrator).

Tip: To find out what group codes are currently configured for each group type, use the [List Groups](#) API: [Ws_list_group](#). Group codes are also shown in Smart Client.

Record Description

Tag	Type	Minimum Length	Maximum Length	Description	Request	Response
<WSID>	N	1	19	Web service ID. Should be unique for every web service request sent. Tip: You could use a number based on the current date and time, as long as it is unique (e.g., 20201217145006).	Mandatory	Mandatory
<IssCode>	AN	1	4	GPS Issuer (Program Manager) Code. Assigned by GPS.	Mandatory	Mandatory
<PAN>	AN	16	19	Card Number. Mandatory if <PublicToken> is not provided.	Optional	Omit
<PublicToken>	AN	1	9	The card's public token. Mandatory in request if <PAN> is not present. Mandatory in the response.	Conditional	Mandatory
<LocDate>	YYYY-MM-DD	10	10	The local current date in <i>year-month-date</i> format.	Mandatory	Mandatory
<LocTime>	HHMMSS	6	6	The local current time, in <i>hour-minute-second</i> format.	Mandatory	Mandatory
<LimitsGroup>	AN	1	10	Group code of the Limit Group. To remove the group assigned to the card send a single space character (ASCII code 32).	Optional	Omit
<MCCGroup>	AN	1	10	Group code of the MCC Group. To remove the group assigned to the card send a single space character (ASCII code 32).	Optional	Omit
<PERMSGGroup>	AN	1	10	Group code of the Usage Group. To remove the group assigned to the card send a single space character (ASCII code 32).	Optional	Omit
<FeeGroup>	AN	1	10	Group code of the Fee Group. To remove the group assigned to the card send a single space character (ASCII code 32).	Optional	Omit
<SchedFeeGroup>	AN	1	10	Group code of the Scheduled Fee Group. To remove the group assigned to the card send a single space character (ASCII code 32).	Optional	Omit
<WSFeeGroup>	AN	1	10	Group code of the Web Service Fee Group. To remove the group assigned to the card send a single space character (ASCII code 32).	Optional	Omit
<LinkageGroup>	AN	1	10	Group code of the Card Linkage Group. To remove the group assigned to the card send a single space character (ASCII code 32).	Optional	Omit
<AuthCalendarGroup>	AN	1	10	Group code of the Auth Calendar Group. To remove the group assigned to the card send a single space character (ASCII code 32).	Optional	Omit
<FXGroup>	AN	1	10	Group code of the FX Group. To remove the group assigned to the card send a single space character (ASCII code 32).	Optional	Omit
<SysDate>	YYYY-MM-DD	10	10	The system processing date.	Omit	Mandatory
<ActionCode>	AN	3	3	The action code for the response. See Action Codes .	Omit	Mandatory

Tag	Type	Minimum Length	Maximum Length	Description	Request	Response
<PaymentTokenUsageGroup>	AN	1	10	Payment token usage group code (for details, check with your Implementation Manager). This is a numeric value; only digits 0-9 are valid. Leave empty if no usage group is required.	Optional	Omit

Request

```
<soapenv:Envelope xmlns:soapenv="http://schemas.xmlsoap.org/soap/envelope/" xmlns:hyp="http://www.globalprocessing.ae/HyperionWeb">
  <soapenv:Header>
    <hyp:AuthSoapHeader>
      <hyp:strUserName>*****</hyp:strUserName>
      <hyp:strPassword>*****</hyp:strPassword>
    </hyp:AuthSoapHeader>
  </soapenv:Header>
  <soapenv:Body>
    <hyp:Ws_Card_Change_Groups>
      <hyp:WSID>1234</hyp:WSID>
      <hyp:IssCode>ABCD</hyp:IssCode>
      <hyp:PAN></hyp:PAN>
      <hyp:PublicToken>123456789</hyp:PublicToken>
      <hyp:LocDate>2013-01-01</hyp:LocDate>
      <hyp:LocTime>120000</hyp:LocTime>
      <hyp:LimitsGroup>DF - 02</hyp:LimitsGroup>
      <hyp:MCCGroup></hyp:MCCGroup>
      <hyp:PERMSGGroup></hyp:PERMSGGroup>
      <hyp:FeeGroup></hyp:FeeGroup>
      <hyp:SchedFeeGroup></hyp:SchedFeeGroup>
      <hyp:LinkageGroup></hyp:LinkageGroup>
      <hyp:AuthCalendarGroup></hyp:AuthCalendarGroup>
      <hyp:FXGroup></hyp:FXGroup>
      <hyp:PaymentTokenUsageGroup></hyp:PaymentTokenUsageGroup>
    </hyp:Ws_Card_Change_Groups>
  </soapenv:Body>
</soapenv:Envelope>
```

Response

```
<soap:Envelope xmlns:soap="http://schemas.xmlsoap.org/soap/envelope/" xmlns:xsi="http://www.w3.org/2001/XMLSchema-instance" xmlns:xsd="http://www.w3.org/2001/XMLSchema">
  <soap:Body>
    <Ws_Card_Change_GroupsResponse xmlns="http://www.globalprocessing.ae/HyperionWeb">
      <Ws_Card_Change_GroupsResult>
        <WSID>1234</WSID>
        <IssCode>ABCD</IssCode>
        <ActionCode>000</ActionCode>
        <LocDate>2013-01-01</LocDate>
        <LocTime>120000</LocTime>
        <SysDate>2013-01-01</SysDate>
        <PublicToken>123456789</PublicToken>
      </Ws_Card_Change_GroupsResult>
    </Ws_Card_Change_GroupsResponse>
  </soap:Body>
</soap:Envelope>
```


Card Change Groups (Bulk)

API: [Ws_Change_Groups](#)

This web service enables you to bulk change groups configured for your programme (e.g. Limit Groups, MCC Group, Fee Group and Usage Group) to apply to multiple cards. It affects all cards found by the `<CardSelectorValue>` and does not update the default group linked to the card's product.

Record Description

Tag	Type	Minimum Length	Maximum Length	Description	Request	Response
<WSID>	N	1	19	Web service ID. Unique for every request.	Mandatory	Mandatory
<IssCode>	AN	1	4	GPS Issuer (Program Manager) Code. Assigned by GPS.	Mandatory	Mandatory
<CardSelector>	N	1	2	Card selector type: 1 = product ID; 2 = customer account number.	Mandatory	Mandatory
<CardSelectorValue>	AN	1	30	Card selector value. For example, 123456 for a product ID or '008480510001 for a customer account number. If <code><CardSelector></code> is 2 then Wild-cards can be used (e.g. '0084505*').	Mandatory	Mandatory
<LocDate>	YYYY-MM-DD	10	10	The local current date in <i>year-month-date</i> format.	Mandatory	Mandatory
<LocTime>	HHMMSS	6	6	The local current time, in <i>hour-minute-second</i> format.	Mandatory	Mandatory
<LimitsGroup>	AN	1	10	Group code of the Limit Group. To remove the group assigned to the card send a single space character (ASCII code 32).	Optional	Omit
<MCCGroup>	AN	1	10	Group code of the MCC Group. To remove the group assigned to the card send a single space character (ASCII code 32).	Optional	Omit
<PERMSGGroup>	AN	1	10	Group code of the Usage Group. To remove the group assigned to the card send a single space character (ASCII code 32).	Optional	Omit
<FeeGroup>	AN	1	10	Group code of the Fee Group. To remove the group assigned to the card send a single space character (ASCII code 32).	Optional	Omit
<SchedFeeGroup>	AN	1	10	Group code of the Scheduled Fee Group. To remove the group assigned to the card send a single space character (ASCII code 32).	Optional	Omit
<WSFeeGroup>	AN	1	10	Group code of the Web Service Fee Group. To remove the group assigned to the card send a single space character (ASCII code 32).	Optional	Omit
<LinkageGroup>	AN	1	10	Group code of the Card Linkage Group. To remove the group assigned to the card send a single space character (ASCII code 32).	Optional	Omit
<FXGroup>	AN	1	10	Group code of the FX Group. To remove the group assigned to the card send a single space character (ASCII code 32).	Optional	Omit
<CurrentLimitsGroup>	AN	1	10	Group code of the group limit that should be used to further select cards. If specified, then only the cards within the <code><CardSelector></code> value that belong to this group will be migrated to the new group. If not specified, all cards within the <code><CardSelector></code> value will be moved.	Optional	Omit
<CurrentMCCGroup>	AN	1	10	Group code of the MCC group that should be used to further select cards. If specified, then only the cards within the <code><CardSelector></code> value that belong to this group will be migrated to the new group. If not	Optional	Omit

Tag	Type	Minimum Length	Maximum Length	Description	Request	Response
				specified, all cards within the <CardSelector> value will be moved.		
<CurrentPERMSGGroup>	AN	1	10	Group code of the Usage group that should be used to further select cards. If specified, then only the cards within the <CardSelector> value that belong to this group will be migrated to the new group. If not specified, all cards within the CardSelector value will be moved.	Optional	Omit
<CurrentFeeGroup>	AN	1	10	Group code of the Fee Group that should be used to further select cards. If specified, then only the cards within the <CardSelector> value that belong to this group will be migrated to the new group. If not specified, all cards within the <CardSelector> value will be moved.	Optional	Omit
<CurrentSchedFeeGroup>	AN	1	10	Group code of the Scheduled Fees Group that should be used to further select cards. If specified, then only the cards within the <CardSelector> value that belong to this group will be migrated to the new group. If not specified, all cards within the <CardSelector> value will be moved.	Optional	Omit
<CurrentWSFeeGroup>	AN	1	10	Group code of the Web Service Fees Group that should be used to further select cards. If specified, then only the cards within the <CardSelector> value that belong to this group will be migrated to the new group. If not specified, all cards within the <CardSelector> value will be moved.	Optional	Omit
<CurrentLinkageGroup>	AN	1	10	Group code of the Card Linkage Group that should be used to further select cards. If specified, then only the cards within the <CardSelector> value that belong to this group will be migrated to the new group. If not specified, all cards within the <CardSelector> value will be moved.	Optional	Omit
<CurrentFXGroup>	AN	1	10	Group code of the FX Rates Group that should be used to further select cards. If specified, then only the cards within the <CardSelector> value that belong to this group will be migrated to the new group. If not specified, all cards within the <CardSelector> value will be moved.	Optional	Omit
<PaymentTokenUsageGroup>	AN	1	10	New payment token usage group code. This is a numeric value, only digits 0-9 are valid. Leave empty if no group required.		
<CurrentPaymentTokenUsageGroup>	AN	1	10	Current Payment token usage group code. This is a numeric value, only digits 0-9 are valid. Leave empty if no group is required.		
<SysDate>	YYYY-MM-DD	10	10	The system processing date.	Omit	Mandatory
<ActionCode>	AN	3	3	The action code for the response. See Action Codes .	Omit	Mandatory
<Cards>	-	-	-	An array of <CardDesc> . See Cards Description below.	Omit	Mandatory

Card Description

Tag	Type	Minimum Length	Maximum Length	Description	Request	Response
<PublicToken>	AN	1	9	The card's public token. Mandatory in the response.	Omit	Mandatory

Tag	Type	Minimum Length	Maximum Length	Description	Request	Response
<CurrentLimitsGroup>	AN	1	10	Group code of the Limit Group after any change has been applied.	Omit	Mandatory
<CurrentMCCGroup>	AN	1	10	Group code of the MCC Group after any change has been applied.	Omit	Mandatory
<CurrentPERMSGGroup>	AN	1	10	Group code of the Usage Group after any change has been applied.	Omit	Mandatory
<CurrentFeeGroup>	AN	1	10	Group code of the Fee Group after any change has been applied.	Omit	Mandatory
<CurrentSchedFeeGroup>	AN	1	10	Group code of the Scheduled Fee Group after any change has been applied.	Omit	Mandatory
<CurrentWSFeeGroup>	AN	1	10	Group code of the Web Service Fee Group after any change has been applied.	Omit	Mandatory
<CurrentLinkageGroup>	AN	1	10	Group code of the Card Linkage Group after any change has been applied.	Omit	Mandatory
<CurrentFXGroup>	AN	1	10	Group code of the FX Group after any change has been applied.	Omit	Mandatory
<CurrentPaymentTokenUsageGroup>	AN	1	10	Group code of the Payment Token Usage Group after any change has been applied.	Omit	Mandatory

Request

```
<soapenv:Envelope xmlns:soapenv="http://schemas.xmlsoap.org/soap/envelope/" xmlns:hyp="http://www.globalprocessing.ae/HyperionWeb">
  <soapenv:Header>
    <hyp:AuthSoapHeader>
      <hyp:strUserName>*****</hyp:strUserName>
      <hyp:strPassword>*****</hyp:strPassword>
    </hyp:AuthSoapHeader>
  </soapenv:Header>
  <soapenv:Body>
    <hyp:Ws_Change_Groups>
      <hyp:WSID>1234</hyp:WSID>
      <hyp:IssCode>ABCD</hyp:IssCode>
      <hyp:CardSelector>1</hyp:CardSelector>
      <hyp:CardSelectorValue>123</hyp:CardSelectorValue>
      <hyp:LocDate>2013-01-01</hyp:LocDate>
      <hyp:LocTime>120000</hyp:LocTime>
      <hyp:LimitsGroup>DF - 02</hyp:LimitsGroup>
      <hyp:MCCGroup></hyp:MCCGroup>
      <hyp:PERMSGGroup></hyp:PERMSGGroup>
      <hyp:FeeGroup></hyp:FeeGroup>
      <hyp:SchedFeeGroup></hyp:SchedFeeGroup>
      <hyp:WSFeeGroup></hyp:WSFeeGroup>
      <hyp:LinkageGroup></hyp:LinkageGroup>
      <hyp:FXGroup></hyp:FXGroup>
      <hyp:CurrentLimitsGroup>DF - 01</hyp:CurrentLimitsGroup>
      <hyp:CurrentMCCGroup></hyp:CurrentMCCGroup>
      <hyp:CurrentPERMSGGroup></hyp:CurrentPERMSGGroup>
      <hyp:CurrentFeeGroup></hyp:CurrentFeeGroup>
      <hyp:CurrentSchedFeeGroup></hyp:CurrentSchedFeeGroup>
      <hyp:CurrentWSFeeGroup></hyp:CurrentWSFeeGroup>
      <hyp:CurrentLinkageGroup></hyp:CurrentLinkageGroup>
      <hyp:CurrentFXGroup></hyp:CurrentFXGroup>
      <hyp:PaymentTokenUsageGroup></hyp:PaymentTokenUsageGroup>
      <hyp:CurrentPaymentTokenUsageGroup></hyp:CurrentPaymentTokenUsageGroup>
    </hyp:Ws_Change_Groups>
  </soapenv:Body>
</soapenv:Envelope>
```

Response

```
<soap:Envelope xmlns:soap="http://schemas.xmlsoap.org/soap/envelope/" xmlns:xsi="http://www.w3.org/2001/XMLSchema-instance" xmlns:xsd="http://www.w3.org/2001/XMLSchema">
  <soap:Body>
    <Ws_Change_GroupsResponse xmlns="http://www.globalprocessing.ae/HyperionWeb">
      <Ws_Change_GroupsResult>
        <WSID>1234</WSID>
        <IssCode>ABCD</IssCode>
        <CardSelector>1</CardSelector>
        <CardSelectorValue>123</CardSelectorValue>
        <ActionCode>000</ActionCode>
        <LocDate>2013-01-01</LocDate>
        <LocTime>120000</LocTime>
        <SysDate>2013-01-01</SysDate>
        <Cards>
          <CardDesc>
            <PublicToken>123456789</PublicToken>
          </CardDesc>
        </Cards>
      </Ws_Change_GroupsResult>
    </Ws_Change_GroupsResponse>
  </soap:Body>
</soap:Envelope>
```

```
        <CurrentLimitsGroup>DF - 01</CurrentLimitsGroup>
        <CurrentMCCGroup/>
        <CurrentPERMSGGroup/>
        <CurrentFeeGroup/>
        <CurrentSchedFeeGroup/>
        <CurrentWSFeeGroup/>
        <CurrentLinkageGroup/>
        <CurrentFXGroup/>
    <CurrentPaymentTokenUsageGroup/>
    </CardDesc>
    <CardDesc>
        <PublicToken>987654321</PublicToken>
        <CurrentLimitsGroup>DF - 01</CurrentLimitsGroup>
        <CurrentMCCGroup/>
        <CurrentPERMSGGroup/>
        <CurrentFeeGroup/>
        <CurrentSchedFeeGroup/>
        <CurrentWSFeeGroup/>
        <CurrentLinkageGroup/>
        <CurrentFXGroup/>
    <CurrentPaymentTokenUsageGroup/>
    </CardDesc>
</Cards>
</Ws_Change_GroupsResult>
</Ws_Change_GroupsResponse>
</soap:Body>
</soap:Envelope>
```

List Products

API: [Ws_List_Products](#)

This web service enables you to list products your program has on GPS systems and view the details of each product.

Record Description

Tag	Type	Minimum Length	Maximum Length	Description	Request	Response
<WSID>	N	1	19	Web service ID. Unique for every request.	Mandatory	Mandatory
<IssCode>	AN	1	4	GPS Issuer (Program Manager) Code. Assigned by GPS.	Mandatory	Mandatory
<SysDate>	YYYY-MM-DD	10	10	The system processing date.	Omit	Mandatory
<ActionCode>	AN	3	3	The action code for the response. See Action Codes .	Omit	Mandatory
<ProductInfo>	-	-	-	A list of ProductListInfo data, See ProductListInfo below. Can occur multiple times within the message.		

ProductListInfo

Tag	Type	Minimum Length	Maximum Length	Description	Request	Response
<ProductID>	N	1	10	Product ID.	Omit	Mandatory
<ProductName>	AN	1	50	Name of the product.	Omit	Mandatory
<ProductDesc>	AN	1	100	Product pescription.	Omit	Mandatory
<ProgramID>	AN	1	50	Program ID.	Omit	Mandatory
<Currency>	AN	3	3	Billing currency.	Omit	Mandatory
<CrdProduct>	AN	1	50	The identifier of the card product, or Product ID , within GPS. For details, check with your Implementation Manager.	Omit	Mandatory
<GroupLimitCode>	AN	1	10	Group code of the Limit Group.	Omit	Mandatory
<GroupFeeTranCode>	AN	1	10	Group code of the Fee Group.	Omit	Mandatory
<GroupFeeMasterCode>	AN	1	10	Group code of the Scheduled Fee Group.	Omit	Mandatory
<GroupFeeWebCode>	AN	1	10	Group code of the Web Service Fee Group.	Omit	Mandatory
<GroupMCCCode>	AN	1	10	Group code of the MCC Group.	Omit	Mandatory
<GroupUsageCode>	AN	1	10	Group code of the Usage Group.	Omit	Mandatory

Request

```
<soapenv:Envelope xmlns:soapenv="http://schemas.xmlsoap.org/soap/envelope/" xmlns:hyp="http://www.globalprocessing.ae/HyperionWeb">
  <soapenv:Header>
    <hyp:AuthSoapHeader>
      <hyp:strUserName>*****</hyp:strUserName>
      <hyp:strPassword>*****</hyp:strPassword>
    </hyp:AuthSoapHeader>
  </soapenv:Header>
  <soapenv:Body>
    <hyp:Ws_List_Products>
      <hyp:WSID>1234</hyp:WSID>
      <hyp:IssCode>ABCD</hyp:IssCode>
    </hyp:Ws_List_Products>
  </soapenv:Body>
</soapenv:Envelope>
```

Response

```
<soap:Envelope xmlns:soap="http://schemas.xmlsoap.org/soap/envelope/" xmlns:xsi="http://www.w3.org/2001/XMLSchema-instance" xmlns:xsd="http://www.w3.org/2001/XMLSchema">
  <soap:Body>
    <Ws_List_ProductsResponse xmlns="http://www.globalprocessing.ae/HyperionWeb">
      <Ws_List_ProductsResult>
        <WSID>1234</WSID>
        <IssCode>ABCD</IssCode>
        <SysDate>2014-11-26</SysDate>
      </Ws_List_ProductsResult>
    </Ws_List_ProductsResponse>
  </soap:Body>
</soap:Envelope>
```

```

<ActionCode>000</ActionCode>
<ProductInfo>
  <ProductListInfo>
    <ProductID>100</ProductID>
    <ProductName>PRD1</ProductName>
    <ProductDesc>Product 1</ ProductDesc >
    <ProgramID>PRD1</ProgramID>
    <Currency>GBP</Currency>
    <CrdProduct>MCRD</CrdProduct>
    <GroupLimitCode>GRPLIMIT1</GroupLimitCode>
    <GroupFeeTranCode>GRPAUTH1</GroupFeeTranCode>
    <GroupFeeMasterCode>GRPREC1</GroupFeeMasterCode>
    <GroupFeeWebCode>GRPWEB1</GroupFeeWebCode>
    <GroupMCCCode>MCC1</GroupMCCCode>
    <GroupUsageCode>USAGE1</GroupUsageCode>
  </ProductListInfo>
  <ProductListInfo>
    <ProductID>101</ProductID>
    <ProductName>PRD2</ProductName>
    <ProductDesc>Product 2</ ProductDesc >
    <ProgramID>PRD2</ProgramID>
    <Currency>USD</Currency>
    <CrdProduct>MCRD</CrdProduct>
    <GroupLimitCode>GRPLIMIT2</GroupLimitCode>
    <GroupFeeTranCode>GRPAUTH2</GroupFeeTranCode>
    <GroupFeeMasterCode>GRPREC2</GroupFeeMasterCode>
    <GroupFeeWebCode>GRPWEB2</GroupFeeWebCode>
    <GroupMCCCode>MCC2</GroupMCCCode>
    <GroupUsageCode>USAGE2</GroupUsageCode>
  </ProductListInfo>
  <ProductListInfo>
    <ProductID>102</ProductID>
    <ProductName>PRD3</ProductName>
    <ProductDesc>Product 3</ ProductDesc >
    <ProgramID>PRD3</ProgramID>
    <Currency>EUR</Currency>
    <CrdProduct>MCRD</CrdProduct>
    <GroupLimitCode>GRPLIMIT3</GroupLimitCode>
    <GroupFeeTranCode>GRPAUTH3</GroupFeeTranCode>
    <GroupFeeMasterCode>GRPREC3</GroupFeeMasterCode>
    <GroupFeeWebCode>GRPWEB3</GroupFeeWebCode>
    <GroupMCCCode>MCC3</GroupMCCCode>
    <GroupUsageCode>USAGE3</GroupUsageCode>
  </ProductListInfo>
</ProductInfo>
</Ws_List_ProductsResult>
</Ws_List_ProductsResponse>
</soap:Body>
</soap:Envelope>

```

Manage Mobile Devices

You can use the following web services to view and manage tokens on mobile devices:

Payment Token Get : Ws_Payment_Token_Get
Payment Token Status Change : Ws_Payment_Token_StatusChange
Token Device Management : WS_Token_Device_Management

Token Device Management

API: [WS-Token-Device-Management](#)

This web service enables you to retrieve a list of devices bound to a DPAN. You can also use it to unbind a device by initiating an Unbind API call to Visa.

Record Description

Tag	Type	Minimum Length	Maximum Length	Description	Request	Response
<WSID>	N	1	19	Web service ID. Unique for every request.	Mandatory	Mandatory
<IssCode>	AN	1	4	GPS Issuer (Program Manager) Code. Assigned by GPS.	Mandatory	Mandatory
<Func>	AN	1	2	Token device function requested: 00 = Retrieve list, 01 = Unbind device.	Mandatory	Omit
<DPAN>	AN	16	19	Tokenised PAN.	Conditional	Omit
<PaymentTokenID>	AN	1	20	Payment token ID.	Conditional	Omit
<DeviceIndex>	AN	1	3	Visa device index (Func 01 only).	Conditional	Omit
<ActionCode>	AN	3	3	The action code for the response. See Action Codes .	Omit	Mandatory
<DeviceList>	-	-	-	An array of device lists. See Device List below. Can occur multiple times within the message.	Omit	Conditional

Device List

Tag	Type	Minimum Length	Maximum Length	Description	Request	Response
<BoundDeviceIndex>	AN	1	3	Index of the device in the Visa database.	Omit	Mandatory
<TokenUserId>	AN	1	11	Identifier of the token user, the entity that initiates the payment request.	Omit	Mandatory
<TokenUserType>	AN	1	2	Token user type: 00 = Unknown, 01 = Web, 02 = Mobile web, 03 = Mobile application, 04 = Marketplace app, 05 = Voice app, 06 = Biometric app.	Omit	Mandatory
<GPSDeviceStatus>	A	1	1	Device status on the GPS system. Options include: A = Active D = Deleted (once in this status, it is normally never changed) I = Inactive N = Not Tokenised P = Pending S = Suspended U = Unknown X = Deactivated	Omit	Mandatory
<NetDeviceStatus>	A	1	1	Device status on the Payment Network. Options include: A = Active D = Deleted (once in this status, it is normally never changed) I = Inactive N = Not Tokenised P = Pending S = Suspended U = Unknown X = Deactivated	Omit	Mandatory
<DeviceBindDate>	YYYY-MM-DD HHMMSS	19	19	Date/Time (in GMT) initial binding message is received.	Omit	Mandatory
<DeviceStatusDate>	YYYY-MM-DD HHMMSS	19	19	Date/Time binding last changed.	Omit	Mandatory
<DeviceType>	A	1	10	The device type. See Device Types .	Omit	Mandatory
<DeviceLang>	A	1	2	Device language code as ISO 639-1 (2 letter lowercase) code.	Omit	Optional
<DeviceID>	A	1	48	Unique ID of the secure element in the device.	Omit	Optional
<DeviceTelNum>	A	1	15	Device telephone number (if applicable).	Omit	Optional
<DeviceName>	A	1	20	Name assigned to the device.	Omit	Optional

Tag	Type	Minimum Length	Maximum Length	Description	Request	Response
<DeviceLongitude>	D	1	20	Device longitude in degrees at time of digitisation request: -180 to +180+ve = East, -ve = West (of Greenwich) e.g: 176.2 = East 176.2 degrees, -98.5 = West 98.5 degrees.	Omit	Optional
<DeviceLatitude>	D	1	20	Device latitude in degrees at time of digitisation request: -180 to +180 +ve = East, -ve = West (of Greenwich) e.g., 176.2 = East 176.2 degrees, -98.5 = West 98.5 degrees.	Omit	Optional
<DeviceIP>	A	1	15	IP address (full or last part only) of the device at time of binding / digitisation.	Omit	Optional

Request

```
<soap:Envelope xmlns:soap="http://www.w3.org/2003/05/soap-envelope" xmlns:hyp="http://www.globalprocessing.ae/HyperionWeb">
  <soap:Header>
    <hyp:AuthSoapHeader>
      <!--Optional:-->
      <hyp:strUserName>*****</hyp:strUserName>
      <!--Optional:-->
      <hyp:strPassword>*****</hyp:strPassword>
    </hyp:AuthSoapHeader>
  </soap:Header>
  <soap:Body>
    <hyp:Ws_Token_Device_Management>
      <hyp:WSID>11012021817</hyp:WSID>
      <!--Optional:-->
      <hyp:IssCode>GPS</hyp:IssCode>
      <!--Optional:-->
      <hyp:Func>00</hyp:Func>
      <!--Optional:-->
      <hyp:DPAN>?</hyp:DPAN>
      <!--Optional:-->
      <hyp:PaymentTokenId>?</hyp:PaymentTokenId>
      <!--Optional:-->
      <hyp:DeviceIndex>?</hyp:DeviceIndex>
    </hyp:Ws_Token_Device_Management>
  </soap:Body>
</soap:Envelope>
```

Response

```
soap:Envelope xmlns:soap="http://www.w3.org/2003/05/soap-envelope" xmlns:xsi="http://www.w3.org/2001/XMLSchema-instance" xmlns:xsd="http://www.w3.org/2001/XMLSchema">
  <soap:Body>
    <Ws_Token_Device_ManagementResponse xmlns="http://www.globalprocessing.ae/HyperionWeb">
      <Ws_Token_Device_ManagementResult>
        <WSID>11012021817</WSID>
        <IssCode>GPS</IssCode>
        <ActionCode>218</ActionCode>
      </Ws_Token_Device_ManagementResult>
    </Ws_Token_Device_ManagementResponse>
  </soap:Body>
</soap:Envelope>
```

Payment Token Get

API: [Ws_Payment-Token_Get](#)

This web service gets the details for both Mastercard Digital Enablement Service (MDES) payment token cards and Visa Token Service (VTS) cards.

Your request must provide one of the following card details: [PAN](#), [PublicToken](#), [DPAN](#) or [Payment-Token_ID](#). If the MDES or VTS card is not specified, the call returns all linked MDES or VTS cards.

Record Description

Tag	Type	Minimum Length	Maximum Length	Description	Request	Response
<WSID>	N	1	19	Web service ID. Unique for every request.	Mandatory	Mandatory
<IssCode>	AN	1	4	GPS Issuer (Program Manager) Code. Assigned by GPS. If only <IssCode> is present in the request then this method returns the pending fee details of all cards belong to the given program manager.	Mandatory	Mandatory
<TxnCode>	AN	1	2	The Transaction Code. See Transaction Codes . Default value is 9.	Mandatory	Mandatory
<PAN>	N	16	19	Card Number. Unique card identifier.	Conditional	Omit
<PublicToken>	N	9	9	GPS 9-digit public token of the card.	Conditional	Omit
<DPAN>	AN	16	19	Digital PAN value for the card.	Conditional	Omit
<Payment-Token_ID>	N	1	20	Payment token identifier for the MDES Card.	Conditional	Omit
<LocDate>	YYYY-MM-DD	10	10	The local current date in <i>year-month-date</i> format.	Mandatory	Mandatory
<LocTime>	HHMMSS	6	6	The local current time, in <i>hour-minute-second</i> format.	Mandatory	Mandatory
<ActionCode>	AN	3	3	The action code for the response. See Action Codes .	Omit	Mandatory

Payment Token Get Res Info

Tag	Type	Minimum Length	Maximum Length	Description	Request	Response
<Creator>	AN	1	10	Name of the system or process that created the token (e.g., MC-MDES and VISA-T).	Omit	Mandatory
<Creator_PAN_Ref>	AN	1	48	The token creator's unique reference to the linked card.	Omit	Mandatory
<Creator-Token_Ref>	AN	1	48	The token creator's unique reference to this payment token.	Omit	Mandatory
<PANT>	N	16	19	PAN for the card linked to the MDES or VTS card.	Omit	Mandatory
<Payment-Token >	N	16	19	Payment token Device PAN for the MDES or VTS card.	Omit	Mandatory
<Payment-Token_ExpDate >	Date	10	10	Expiry date of the payment token.	Omit	Mandatory
<Payment-Token_ID>	N	1	20	Payment token identifier for the MDES or VTS card.	Omit	Mandatory
<Payment-Token_Type >	AN	1	2	Payment token type. See Payment Token Types .	Omit	Mandatory
<Wallet_ID>	AN	1	10	Name of the wallet provider this payment token uses (e.g., APPLE, ANDROID, SAMSON).	Omit	Mandatory
<GPS_Status>	N	2	2	The GPS status of the payment token for transacting. See Status Codes .	Omit	Mandatory
<Tokenised-Datetime>	DateTime	19	19	Date and time when tokenised, in the format: <i>yyyy-mm-ddhhmmss</i> .	Omit	Mandatory
<Tokenised-Status>	AN	1	1	Tokenised status of this payment token: U = unknown; 0 = not tokenised; 1=tokenised.	Omit	Mandatory

Tag	Type	Minimum Length	Maximum Length	Description	Request	Response
<Txn_Status>	AN	1	1	Status of the payment token as received from the payment token creator (normally Visa or Mastercard). After tokenisation, this is not changed by GPS. A = Active D = Deleted (once in this status, it is normally never changed) I = Inactive N = Not Tokenised P = Pending S = Suspended U = Unknown X = Deactivated	Omit	Mandatory
<Txn_Status_Actor>	AN	1	10	Indicates which system last changed the transaction status.	Omit	Mandatory
<Txn_Status_Change_Datetime>	DateTime	16	16	Date and time that the transaction status was last changed. In the format: <i>yyyy-mm-ddhhmmss</i> .	Omit	Mandatory
<Accepted_Terms_Date_GMT>	DateTime	16	16	Date (in GMT) that terms and conditions were accepted by the cardholder (as received from the network).	Omit	Mandatory
<Accepted_Terms_Version>	AN	1	32	Version of the terms and conditions which were accepted by the cardholder (as received from the network).	Omit	Mandatory
<Auth_Datetime>	DateTime	16	16	Date and time when the tokenisation request was last responded to.	Omit	Mandatory
<Auth_Decision>	AN	1	1	Final tokenisation decision: U = unknown 0 = approve digitisation request A = approve digitisation request (with additional authentication).	Omit	Mandatory
<Auth_RSPSRC>	AN	10	10	Name of the system or process that approved the tokenisation (e.g., MC-MDES and ISSUER).	Omit	Mandatory
<Auth_Status>	AN	1	1	Status of the authorisation to digitise this payment token: U = unknown 0 = approve digitisation request A = approve digitisation request (with additional authentication) 1 = decline digitisation request Note: this is not the same as a transaction authorisation.	Omit	Mandatory
<Digitisation_Ref>	AN	1	64	Unique reference (per payment_token_issuer_id) which all digitisation messages use, to link them together.	Omit	Mandatory
<Wallet_Account_Score>	N	1	1	Risk score for the account, received from the wallet provider during digitisation: 1 = highest risk; 2 = higher risk 3 = neutral; 4 = lower risk; 5 = least risk	Omit	Mandatory
<Wallet_Device_Score>	N	1	1	Risk score for the device received from the wallet provider during digitisation: 1 = highest risk; 2 = higher risk 3 = neutral; 4 = lower risk; 5 = least risk	Omit	Mandatory
<Wallet_Reasons>	AN	1	24	Wallet service provider tokenization recommendation reason codes. See Wallet Tokenisation Reason Codes .	Omit	Mandatory
<Activation_Code>	AN	1	40	Activation code to be sent directly to the cardholder to activate this payment token.	Omit	Mandatory
<Activation_Code_Exptime>	DateTime	16	16	Date and time when the activation code expires, in GMT (UTC). In the format: <i>yyyy-mm-ddhhmmss</i> .	Omit	Mandatory
<Activation_Method>	N	1	1	Which activation method was used: 0 = none; 1 = SMS to mobile phone; 2 = email; 3 = cardholder called an automated call centre; 4 = cardholder called a human call centre; 5 = website; 6 = mobile application;	Omit	Mandatory

Tag	Type	Minimum Length	Maximum Length	Description	Request	Response
				7 = voice phone call		
<Device_ID>	AN	1	48	Unique ID of the secure element in the device.	Omit	Mandatory
<Device_IP>	AN	1	15	IP address (full or last part only) of the device at time of binding / digitisation.	Omit	Mandatory
<Device_Lang2>	AN	1	2	Device language code as ISO 639-1 (2 letter lowercase) code.	Omit	Mandatory
<Device_Latitude>	N	1	3	Device latitude in degrees at time of digitisation request: -180 to +180 +ve = East, -ve = West (of Greenwich) e.g., 176.2 = East 176.2 degrees, -98.5 = West 98.5 degrees.	Omit	Mandatory
<Device_Longitude>	N	1	3	Device longitude in degrees at time of digitisation request: -180 to +180 +ve = East, -ve = West (of Greenwich) e.g: 176.2 = East 176.2 degrees, -98.5 = West 98.5 degrees.	Omit	Mandatory
<Device_Name>	AN	1	20	Name the cardholder assigned to the device in the wallet.	Omit	Mandatory
<Device_Tel_Num>	AN	1	15	Device telephone number (full or last part only).	Omit	Mandatory
<Device_Type>	AN	1	1	The type of device used at the terminal. See Device Types .	Omit	Mandatory
<FirstName>	AN	1	40	Cardholder's first name as provided by the wallet provider during digitisation. May not be provided, or just the initial letter.	Omit	Mandatory
<LastName>	AN	1	40	Cardholder's last name as provided by wallet provider during digitisation. May not be provided, or just the initial letter.	Omit	Mandatory
<Wallet_Account_Hash>	AN	1	64	Wallet provider hash of account details (optional) or PBKDF2 hash of the cardholder's account ID with the wallet provider.	Omit	Mandatory

Request

```
<soapenv:Envelope xmlns:soapenv="http://schemas.xmlsoap.org/soap/envelope/" xmlns:hyp="http://www.globalprocessing.ae/HyperionWeb">
  <soapenv:Header>
    <hyp:AuthSoapHeader>
      <hyp:strUserName>*****</hyp:strUserName>
      <hyp:strPassword>*****</hyp:strPassword>
    </hyp:AuthSoapHeader>
  </soapenv:Header>
  <soapenv:Body>
    <hyp:Ws_Payment-Token_Get>
      <hyp:WSID>1234567890</hyp:WSID>
      <hyp:IssCode>ABC</hyp:IssCode>
      <hyp:TxnCode>2</hyp:TxnCode>
      <hyp:PAN></hyp:PAN>
      <hyp:PublicToken>123456789</hyp:PublicToken>
      <hyp:DPAN>0987654321012</hyp:DPAN>
      <hyp:Payment-Token_ID></hyp:Payment-Token_ID>
      <hyp:LocDate>2017-01-01</hyp:LocDate>
      <hyp:LocTime>123456</hyp:LocTime>
    </hyp:Ws_Payment-Token_Get>
  </soapenv:Body>
</soapenv:Envelope>
```

Response

```
<soap:Envelope xmlns:soap="http://schemas.xmlsoap.org/soap/envelope/" xmlns:xsi="http://www.w3.org/2001/XMLSchema-instance" xmlns:xsd="http://www.w3.org/2001/XMLSchema">
  <soap:Body>
    <Ws_Payment-Token_GetResponse xmlns="http://www.globalprocessing.ae/HyperionWeb">
      <Ws_Payment-Token_GetResult>
        <WSID>1234567890</WSID>
        <IssCode>ABC</IssCode>
        <TxnCode>2</TxnCode>
        <PublicToken>123456789</PublicToken>
        <PaymentTokenGetResInfo>
          <PaymentTokenGetResInfo>

```

```

    <Creator>GPS</Creator>
    <Creator_PAN_Ref/>
    <Creator_Token_Ref/>
    <PANT>1234567890123456</PANT>
    <Payment_Token>****1234</Payment_Token>
    <Payment_Token_ExpDate/>
    <Payment_Token_ID>2</Payment_Token_ID>
    <Payment_Token_Type>C</Payment_Token_Type>
    <Wallet_ID>APPLE</Wallet_ID>
    <GPS_Status>00</GPS_Status>
    <Tokenised_Datetime/>
    <Tokenised_Status>1</Tokenised_Status>
    <Txn_Status>X</Txn_Status>
    <Txn_Status_Actor></Txn_Status_Actor>
    <Txn_Status_Change_Datetime/>
    <Accepted_Terms_Date_GMT/>
    <Accepted_Terms_Version/>
    <Auth_Datetime/>
    <Auth_Decision/>
    <Auth_RSPSRC/>
    <Auth_Status>1</Auth_Status>
    <Digitisation_Ref>111111111111</Digitisation_Ref>
    <Wallet_Account_Score/>
    <Wallet_Device_Score/>
    <Wallet_Reasons/>
    <Activation_Code/>
    <Activation_Code_Expdate/>
    <Activation_Method/>
    <Device_ID/>
    <Device_IP/>
    <Device_Lang2/>
    <Device_Latitude/>
    <Device_Longitude/>
    <Device_Name/>
    <Device_Tel_Num/>
    <Device_Type>M</Device_Type>
    <FirstName/>
    <LastName/>
    <Wallet_Account_Hash/>
  </PaymentTokenGetResInfo>
</PaymentTokenGetResInfo>
<LocDate>2017-01-01</LocDate>
<LocTime>123456</LocTime>
<SysDate>2017-11-17</SysDate>
<ActionCode>000</ActionCode>
</Ws_Payment_Token_GetResult>
</Ws_Payment_Token_GetResponse>
</soap:Body>
</soap:Envelope>

```

Payment Token Status Change

API: [Ws_Payment_Token_StatusChange](#)

This web service is used to change the status of an MDES (Mastercard Digital Enablement Service) or Visa Token Service (VTS) payment token card.

Record Description

Tag	Type	Minimum Len	Maximum Len	Description	Request	Response
<WSID>	N	1	19	Web service ID. Unique for every request.	Mandatory	Mandatory
<IssCode>	AN	1	4	GPS Issuer (Program Manager) Code. Assigned by GPS.	Mandatory	Mandatory
<TxnCode>	AN	1	2	The Transaction Code. See Transaction Codes . Default value 2.	Mandatory	Mandatory
<PAN>	AN	16	19	Card Number. Unique card identifier. The PAN is Mandatory if <PublicToken> is not supplied.	Conditional	Omit
<PublicToken>	AN	1	9	GPS 9-digit public token of the card. Mandatory if the PAN is not supplied.	Conditional	Mandatory
<DPAN>	AN	16	19	Digital PAN value for the card. Mandatory if <PaymentTokenId> is not supplied.	Conditional	Mandatory
<PaymentTokenId>	AN	1	20	Payment token identifier for the MDES Card. Mandatory if the DPAN is not supplied.	Conditional	Mandatory
<LocDate>	YYYY-MM-DD	10	10	The local current date in <i>year-month-date</i> format.	Mandatory	Mandatory
<LocTime>	HHMMSS	6	6	The local current time, in <i>hour-minute-second</i> format.	Mandatory	Mandatory
<NewStatCode>	AN	2	2	New status code you want to change to. The Card Scheme is notified of the status change. See Status Codes .	Mandatory	Omit
<TerminalID>	AN	1	15	Point of Sale (POS) or other terminal identifier, such as a hostname.	Optional	Omit
<SysDate>	YYYY-MM-DD	10	10	The system processing date.	Omit	Mandatory
<ActionCode>	AN	3	3	The action code for the response. See Action Codes .	Omit	Mandatory
<NetworkError>	AN	1	6	Error code give if there is a problem sending the MDES 0302 message.	Omit	Conditional

Request

```
<soapenv:Envelope xmlns:soapenv="http://schemas.xmlsoap.org/soap/envelope/" xmlns:hyp="http://www.globalprocessing.ae/HyperionWeb">
  <soapenv:Header>
    <hyp:AuthSoapHeader>
      <hyp:strUserName>*****</hyp:strUserName>
      <hyp:strPassword>*****</hyp:strPassword>
    </hyp:AuthSoapHeader>
  </soapenv:Header>
  <soapenv:Body>
    <hyp:Ws_Payment_Token_StatusChange>
      <hyp:WSID>1234567890</hyp:WSID>
      <hyp:IssCode>ABC</hyp:IssCode>
      <hyp:TxnCode>2</hyp:TxnCode>
      <hyp:PAN></hyp:PAN>
      <hyp:PublicToken>123456789</hyp:PublicToken>
      <hyp:DPAN>0987654321012</hyp:DPAN>
      <hyp:PaymentTokenId></hyp:PaymentTokenId>
      <hyp:LocDate>2017-01-01</hyp:LocDate>
      <hyp:LocTime>123456</hyp:LocTime>
      <hyp:NewStatCode>00</hyp:NewStatCode>
      <hyp:TerminalID></hyp:TerminalID>
    </hyp:Ws_Payment_Token_StatusChange>
  </soapenv:Body>
</soapenv:Envelope>
```

Response

```
<soap:Envelope xmlns:soap="http://schemas.xmlsoap.org/soap/envelope/" xmlns:xsi="http://www.w3.org/2001/XMLSchema-instance" xmlns:xsd="http://www.w3.org/2001/XMLSchema">
  <soap:Body>
    <Ws_Payment_Token_StatusChangeResponse xmlns="http://www.globalprocessing.ae/HyperionWeb">
      <Ws_Payment_Token_StatusChangeResult>
        <WSID>1234567890</WSID>
        <IssCode>ABC</IssCode>
      </Ws_Payment_Token_StatusChangeResult>
    </Ws_Payment_Token_StatusChangeResponse>
  </soap:Body>
</soap:Envelope>
```

```
<TxnCode>2</TxnCode>
<PublicKey>123456789</PublicKey>
<PaymentTokenId>2</PaymentTokenId>
<LocDate>2017-01-01</LocDate>
<LocTime>123456</LocTime>
<SysDate>2017-11-17</SysDate>
<ActionCode>000</ActionCode>
</Ws_Payment_Token_StatusChangeResult>
</Ws_Payment_Token_StatusChangeResponse>
</soap:Body>
</soap:Envelope>
```

Managing Transactions Overview

You can use the following web services to view and manage your card transactions:

Transaction Void : Ws_Transaction_Void
Clear Accumulator : Ws_ResetAccumulator
Safe Report : Ws_SafeReports

Clear Accumulator

API: [Ws_ResetAccumulator](#)

This web service allows you to reset transaction and amount counters (since the last [strongly-cardholder-authenticated](#) transaction) on a card or payment-token, to re-enable transactions which are blocked as a result of the transaction and amount counters exceeding the defined maximum limits for not-secure-enough transactions.

A successful call sets the transaction count ([<TxnCount>](#)) and accumulator value ([<AccumValue>](#)) for contactless transactions to zero. If the [<accumulator type>](#) tag is invalid, the web service is declined and an action code of 425 (*Invalid Accumulator Type*) is returned.

Record Description

Tag	Type	Minimum Length	Maximum Length	Description	Request	Response
<WSID>	N	1	19	Web service ID. Unique for every request.	Mandatory	Mandatory
<IssCode>	AN	1	4	GPS Issuer (Program Manager) Code. Assigned by GPS.	Mandatory	Mandatory
<AuthType>	AN	1	1	Parameter to specify how the card should be authenticated. See Authentication Methods .	Mandatory	Omit
<PAN>	AN	16	19	Card Number. Unique card identifier. Mandatory in request if <PublicToken> is not present.	Conditional	Omit
<PublicToken>	AN	1	9	The card's public token. Mandatory in request if <PAN> is not present. Mandatory in the response.	Conditional	Mandatory
<DOB>	YYYY-MM-DD	10	10	Date of Birth. Mandatory if value of <AuthType> is '2' or '6'.	Conditional	Omit
<CVV>	AN	3	3	Card Verification Value, the 3-digit code printed on the back of the card. . Mandatory if the value of <AuthType> is '3'.	Conditional	Omit
<AccCode>	AN	0	6	Access code or passcode. If provided, must be 6 digits, leading zeroes are acceptable. Leave empty if not required. Mandatory if the value of <AuthType> is '4'.	Conditional	Omit
<LastName>	AN	1	20	Cardholder's last name, used to authenticate the cardholder if the value of <AuthType> is '6'.	Conditional	Omit
<AccumulatorType>	N	1	1	The type of accumulator to be cleared. See Accumulator Type .	Mandatory	Omit
<DPAN>	AN	0	19	Optional DPAN value for the MDES card. If provided, clears the accumulator for the supplied DPAN.	Optional	Omit
<PaymentTokenId>	AN	0	16	Optional payment token ID for the MDES card. If provided, clears the accumulator for the supplied payment token ID.	Optional	Omit
<ClearAllDPANs>	AN	0	1	Whether to clear all accumulators: 0 or empty string = No; 1 = Yes.	Optional	Omit
<ActionCode>	AN	3	3	The action code for the response. See Action Codes .	Omit	Mandatory

Accumulator Type

The [<AccumulatorType>](#) defines which transaction counter or accumulator is being reset, as follows:

Type	Used for	Standard upper limits **	Automatically reset when
1	Contactless non strongly-authenticated transactions.	5 transactions Or EUR 150.00 accumulated amount (whichever reached first). (Note the single item limit is EUR 50.00, but that does not affect counters/accumulators.)	A card-present Strongly Authenticated Transactions occurs
2	e-commerce non strongly-authenticated transactions	5 transactions Or EUR 100.00 accumulated amount (whichever reached first)(Note the single item limit is EUR 30.00, but that does not affect counters/accumulators.)	A 3D-secure e-commerce transaction occurs

*This is defined by the European Banking Authority in under PSD2 rules for countries in its jurisdiction. You may have chosen alternative limits, especially if your card product is not euro currency.

Strongly Authenticated Transaction

A strongly-cardholder-authenticated transaction has at least two of the following characteristics:

- A physical property of the cardholder (such as fingerprint, Iris scan, vein scan) is verified
- Cardholder uses something only they should possess to verify the transaction (e.g. chip card, payment-token device or number generating key-fob)

- Cardholder provides data only they should know to verify the transaction (e.g. PIN, passcode or pattern to unlock a payment-token such as smart-phone, or secret 3D-secure data)

In practice, a “strongly-cardholder-authenticated” transaction normally means that...

- For card present transactions:
 - Chip has been used (contact or contactless)
 - Cardholder verified by online PIN or offline PIN
- For payment-token transactions (e.g. Apple Pay on a smartphone):
 - Cardholder used Contactless
 - Cardholder verified by either:
 - online PIN
 - secret information or biometric to unlock the smartphone (e.g. passcode/pattern/fingerprint)
- For e-commerce transactions : 3D-secure cardholder authentication occurred.

Request

```
<soapenv:Envelope xmlns:soapenv="http://schemas.xmlsoap.org/soap/envelope/"
xmlns:hyp="http://www.globalprocessing.ae/HyperionWeb">
  <soapenv:Header>
    <hyp:AuthSoapHeader>
      <hyp:strUserName>*****</hyp:strUserName>
      <hyp:strPassword>*****</hyp:strPassword>
    </hyp:AuthSoapHeader>
  </soapenv:Header>
  <soapenv:Body>
    <hyp:Ws_ResetAccumulator>
      <hyp:WSID>7243844685484652544</hyp:WSID>
      <hyp:IssCode>ABC</hyp:IssCode>
      <hyp:AuthType>1</hyp:AuthType>
      <hyp:PAN>9999999999999999</hyp:PAN>
      <hyp:PublicToken></hyp:PublicToken>
      <hyp:DOB></hyp:DOB>
      <hyp:CVV></hyp:CVV>
      <hyp:AccCode></hyp:AccCode>
      <hyp:LastName></hyp:LastName>
      <hyp:AccumulatorType>1</hyp:AccumulatorType>
      <hyp:DPAN></hyp:DPAN>
      <hyp:PaymentTokenId></hyp:PaymentTokenId>
      <hyp:ClearAllDPANs>1</hyp:ClearAllDPANs>
    </hyp:Ws_ResetAccumulator>
  </soapenv:Body>
</soapenv:Envelope>
```

Response

```
<soap:Envelope xmlns:soap="http://schemas.xmlsoap.org/soap/envelope/" xmlns:xsi="http://www.w3.org/2001/XMLSchema-instance" xmlns:xsd="http://www.w3.org/2001/XMLSchema">
  <soap:Body>
    <Ws_ResetAccumulatorResponse xmlns="http://www.globalprocessing.ae/HyperionWeb">
      <Ws_ResetAccumulatorResponse>
        <Ws_ResetAccumulatorResult>
          <WSID>7243844685484652544</WSID>
          <IssCode>ABC</IssCode>
          <PublicToken>888888888</PublicToken>
          <ActionCode>000</ActionCode>
        </Ws_ResetAccumulatorResult>
      </Ws_ResetAccumulatorResponse>
    </Ws_ResetAccumulatorResponse>
  </soap:Body>
</soap:Envelope>
```

Transaction Void

API: [Ws_Transaction_Void](#)

This web service can be used to void (cancel) any transaction which has been created via a web service, and also allows you to remove uncleared authorisations.

Record Description

Tag	Type	Minimum Length	Maximum Length	Description	Request	Response
<WSID>	N	1	19	Web service ID. Unique for every request.	Mandatory	Mandatory
<IssCode>	AN	1	4	GPS Issuer (Program Manager) Code. Assigned by GPS.	Mandatory	Mandatory
<TxnCode>	AN	1	2	The Transaction Code. See Transaction Codes . Default value 12	Mandatory	Mandatory
<ClientCode>	AN	1	64	User ID of the customer using the service. Only applicable to systems using member logins. Returned in the response if present in the request. Note: Legacy field. Not used.	Optional	Conditional
<AuthType>	AN	1	1	Parameter to specify how the card should be authenticated. See Authentication Methods .	Mandatory	Omit
<PAN>	AN	16	19	Card Number. Unique card identifier.	Conditional	Omit
<Track2>	AN	1	40	The card's Track 2. Mandatory in request if <PAN> and <PublicToken> are not present or when <AuthType> is '7'.	Conditional	Omit
<PublicToken>	AN	1	9	The card's public token, Mandatory in request if <PAN> and <Track2> are not present. Mandatory in the response.	Conditional	Mandatory
<DOB>	YYYY-MM-DD	10	10	Date of Birth. Mandatory if value of <AuthType> is '2' or '6'.	Conditional	Omit
<CVV>	AN	3	3	Card Verification Value, the 3-digit code printed on the back of the card. Mandatory if the value of <AuthType> is '3'.	Conditional	Omit
<AccCode>	AN	0	6	Access code or passcode. If provided, must be 6 digits, leading zeroes are acceptable. Leave empty if not required. Mandatory if the value of <AuthType> is '4'.	Conditional	Omit
<LastName>	AN	1	20	Cardholder's last name, used to authenticate the cardholder if the value of <AuthType> is '6'.	Conditional	Omit
<LocDate>	YYYY-MM-DD	10	10	The local current date in <i>year-month-date</i> format.	Mandatory	Mandatory
<LocTime>	HHMMSS	6	6	The local current time, in <i>hour-minute-second</i> format.	Mandatory	Mandatory
<OrgItemId>	AN	1	20	The unique item ID of the transaction to void.	Mandatory	Mandatory
<Note>	AN	1	1000	Optional description of the void.	Optional	Omit
<SysDate>	YYYY-MM-DD	10	10	The system processing date.	Omit	Mandatory
<ItemId>	AN	1	20	The unique item ID returned for this void.	Omit	Mandatory
<ActionCode>	AN	3	3	The action code for the response. See Action Codes .	Omit	Mandatory

Security

Tag	Type	Minimum Length	Maximum Length	Description	Request	Response
<SecId>	N	1	8	Do not use. Set to 0	Mandatory	Omit
<SecVal>	AN	1	64	Do not use.	Optional	Omit
<SecValPos>	N	1	2	Do not use. Set to 0	Mandatory	Omit

Request

```
<soapenv:Envelope xmlns:soapenv="http://schemas.xmlsoap.org/soap/envelope/" xmlns:hyp="http://www.globalprocessing.ae/HyperionWeb">
  <soapenv:Header>
    <hyp:AuthSoapHeader>
      <hyp:strUserName>*****</hyp:strUserName>
    </hyp:AuthSoapHeader>
  </soapenv:Header>
</soapenv:Envelope>
```

```

    <hyp:strPassword>*****</hyp:strPassword>
  </hyp:AuthSoapHeader>
</soapenv:Header>
<soapenv:Body>
  <hyp:Ws_Transaction_Void>
    <hyp:WSID>1234</hyp:WSID>
    <hyp:IssCode>ABCD</hyp:IssCode>
    <hyp:TxnCode>12</hyp:TxnCode>
    <hyp:ClientCode></hyp:ClientCode>
    <hyp:AuthType>1</hyp:AuthType>
    <hyp:PAN></hyp:PAN>
    <hyp:Track2></hyp:Track2>
    <hyp:PublicKey>123456789</hyp:PublicKey>
    <hyp:DOB></hyp:DOB>
    <hyp:CVV></hyp:CVV>
    <hyp:AccCode></hyp:AccCode>
    <hyp:LastName></hyp:LastName>
    <hyp:LocDate>2013-01-01</hyp:LocDate>
    <hyp:LocTime>120000</hyp:LocTime>
    <hyp:OrgItemId>1234</hyp:OrgItemId>
    <hyp:Note>Transaction Void - 1234</hyp:Note>
    <hyp:SecID>0</hyp:SecID>
    <hyp:SecVal></hyp:SecVal>
    <hyp:SecValPos>0</hyp:SecValPos>
  </hyp:Ws_Transaction_Void>
</soapenv:Body>
</soapenv:Envelope>

```

Response

```

<soap:Envelope xmlns:soap="http://schemas.xmlsoap.org/soap/envelope/" xmlns:xsi="http://www.w3.org/2001/XMLSchema-instance" xmlns:xsd="http://www.w3.org/2001/XMLSchema">
  <soap:Body>
    <Ws_Transaction_VoidResponse xmlns="http://www.globalprocessing.ae/HyperionWeb">
      <Ws_Transaction_VoidResult>
        <WSID>1234</WSID>
        <IssCode>ABCD</IssCode>
        <TxnCode>12</TxnCode>
        <PublicKey>123456789</PublicKey>
        <LocDate>2013-01-01</LocDate>
        <LocTime>173400</LocTime>
        <ClientCode/>
        <OrgItemId>1234</OrgItemId>
        <SysDate>2013-01-01</SysDate>
        <ItemId>4321</ItemId>
        <ActionCode>000</ActionCode>
      </Ws_Transaction_VoidResult>
    </Ws_Transaction_VoidResponse>
  </soap:Body>
</soap:Envelope>

```

Safe Report

API: [Ws_SafeReports](#)

This web service is used to flag a transaction to be sent to Mastercard using the GPS SAFE reporting procedures. This is typically used for reporting Chargebacks.

Note: Please check with your account manager to discuss the status of this service and confirm whether you will be able to use it to support your chargeback reporting requirements.

Record Description

Tag	Type	Minimum Length	Maximum Length	Description	Request	Response
<WSID>	N	1	19	Web service ID. Unique for every request.	Mandatory	Mandatory
<IssCode>	AN	1	4	GPS Issuer (Program Manager) Code. Assigned by GPS.	Mandatory	Mandatory
<PAN>	N	16	19	Original PAN number embossed on the card.	Optional	Omit
<PublicToken>	N	9	9	Card's public token.	Optional	Omit
<LocDate>	YYYY-MM-DD	10	10	The local current date in <i>year-month-date</i> format.	Mandatory	Mandatory
<LocTime>	HHMMSS	6	6	The local current time, in <i>hour-minute-second</i> format.	Mandatory	Mandatory
<flag>	AN	1	3	No longer used. Set to 3.	Mandatory	Mandatory
<TransactionID>	AN	1	10	Transaction ID.	Mandatory	Mandatory
<FraudTypeCodeID>	AN	1	10	Fraud type code ID. See Fraud Type Codes .	Mandatory	Omit
<SubFraudTypeCodeID>	AN	1	10	Sub-fraud type cde ID. See Sub Fraud Type Codes .	Mandatory	Omit
<IsChargedBack>	N	1	1	Whether the transaction is charged back: 0 = No; 1 = Yes.	Mandatory	Omit
<IsAccountClosed>	N	1	1	Whether the account is closed:0 = No; 1 = Yes.	Mandatory	Omit
<IssuerId>	AN	1	10	Issuer ID.	Mandatory	Omit
<ActionCode>	AN	3	3	The action code for the response. See Action Codes .	Omit	Mandatory
<SysDate>	YYYY-MM-DD	10	10	The system processing date.	Omit	Mandatory
<ItemID>	AN	1	20	Not Used. The <TransactionID> is the unique ID for the SAFE record.	Omit	Mandatory

Request

```

<soapenv:Header>
  <hyp:AuthSoapHeader>
    <!--Optional:-->
    <hyp:strUserName>Test</hyp:strUserName>
    <!--Optional:-->
    <hyp:strPassword>Test</hyp:strPassword>
  </hyp:AuthSoapHeader>
</soapenv:Header>
<soapenv:Body>
  <hyp:Ws_SafeReports>
    <hyp:WSID>3233232273</hyp:WSID>
    <!--Optional:-->
    <hyp:IssCode>Test</hyp:IssCode>
    <!--Optional:-->
    <hyp:PAN></hyp:PAN>
    <!--Optional:-->
    <hyp:PublicToken>123456789</hyp:PublicToken>
    <!--Optional:-->
    <hyp:LocDate>2017-05-24</hyp:LocDate>
    <!--Optional:-->
    <hyp:LocTime>123456</hyp:LocTime>
    <!--Optional:-->
    <hyp:flag>3</hyp:flag>
    <!--Optional:-->
    <hyp:TransactionID>123456789</hyp:TransactionID>
    <!--Optional:-->
    <hyp:FraudTypeCodeID>00</hyp:FraudTypeCodeID>
    <!--Optional:-->
    <hyp:SubFraudTypeCodeID>N</hyp:SubFraudTypeCodeID>
  </hyp:Ws_SafeReports>
</soapenv:Body>

```

```
<hyp:IsChargedBack>1</hyp:IsChargedBack>
<hyp:IsAccountClosed>1</hyp:IsAccountClosed>
<!--Optional:-->
<hyp:IssuerId>1234567</hyp:IssuerId>
</hyp:Ws_SafeReports>
</soapenv:Body>
</soapenv:Envelope>
```

Response

```
<soap:Envelope xmlns:soap="http://schemas.xmlsoap.org/soap/envelope/" xmlns:xsi="http://www.w3.org/2001/XMLSchema-instance" xmlns:xsd="http://www.w3.org/2001/XMLSchema">
  <soap:Body>
    <Ws_SafeReportsResponse xmlns="http://www.globalprocessing.ae/HyperionWeb">
      <Ws_SafeReportsResult>
        <WSID>323323232273</WSID>
        <IssCode>Test</IssCode>
        <PublicKey>123456789</PublicKey>
        <LocDate>2017-05-24</LocDate>
        <LocTime>123456</LocTime>
        <flag>3</flag>
        <TransactionID>123456789</TransactionID>
        <ActionCode>000</ActionCode>
        <SysDate>2017-05-24</SysDate>
        <ItemID/>
      </Ws_SafeReportsResult>
    </Ws_SafeReportsResponse>
  </soap:Body>
</soap:Envelope>
```

3D Secure Overview

You can use the following web services to enrol your cardholders in 3D Secure schemes and manage your 3D Secure enrolment:

Cardinal Real-time Data Exchange (RDX)

[3D Secure RDX Credentials \(Cardinal\)](#): [Ws_AddUpDelCredentials](#)

For additional information on 3D Secure support, see our [3D Secure FAQs](#).

The web services listed below are for legacy use only, and are not available to new clients.

Cardinal Batch File Interface (legacy option)

[3D Secure Enrol \(Cardinal\)](#): [Ws_Insert3DSecureDetails](#)

[3D Secure Update Details \(Cardinal\)](#): [ws_Update3DSecureDetails](#)

[3D Secure Query Details \(Cardinal\)](#): [Ws_Query3DSecureDetails](#)

[3D Secure Delete Details \(Cardinal\)](#): [Ws_Delete3DSecureDetails](#)

[3D Secure Update Last Modified Type \(Cardinal\)](#): [Ws_UpdateLastModifiedType](#)

RSA 3D Secure Service (legacy option)

[3D Secure Enroll \(RSA\)](#): [Ws_3DS_AddUpDelDetails](#)

3D Secure Enrol (Cardinal)

API: [Ws_Insert3DSecureDetails](#)

This web service enables you to enrol a specified cardholder onto 3D Secure using the Cardinal 3D Secure service.

Note: This web service uses the Cardinal batch file interface. (Legacy Option)

Record Description

Tag	Type	Minimum Length	Maximum Length	Description	Request	Response
<IssCode>	AN	1	4	GPS Issuer (Program Manager) Code. Assigned by GPS.	Mandatory	Mandatory
<Token>	AN	1	9	The card's public token. Mandatory in the request and response.	Mandatory	Mandatory
<MemorableName>	AN	1	20	The cardholder's specified <i>Memorable Name</i> to be used as VDE for 3D Secure. No longer used - please populate with "notavailable" (no spaces)	Mandatory	Omit
<MemorablePlace>	AN	1	20	Cardholder's specified Memorable Place to be used as VDE for 3D Secure. No longer used. Please populate with "notavailable" (no spaces).	Mandatory	Omit
<MemorableDate>	YYYY-MM-DD	10	10	Memorable date to be used as VDE for 3D Secure. No longer used. Please populate with "1900-01-01".	Mandatory	Omit
<ActivationCode>	AN	6	6	Programme Manager specified activation code to be used as VDE for 3D Secure. No longer used. Please populate with "notavailable" (no spaces).	Mandatory	Omit
<Phone>	AN	1	20	Telephone number. See Processing of Phone Numbers .	Conditional	Omit
<ActionCode>	AN	3	3	The action code for the response. See Action Codes .	Omit	Mandatory

Request

```
<soapenv:Envelope xmlns:soapenv="http://schemas.xmlsoap.org/soap/envelope/" xmlns:hyp="http://www.globalprocessing.ae/HyperionWeb">
  <soapenv:Header>
    <hyp:AuthSoapHeader>
      <hyp:strUserName>*****</hyp:strUserName>
      <hyp:strPassword>*****</hyp:strPassword>
    </hyp:AuthSoapHeader>
  </soapenv:Header>
  <soapenv:Body>
    <hyp:Ws_Insert3DSecureDetails>
      <hyp:IssCode>ABCD</hyp:IssCode>
      <hyp:Token>123456789</hyp:Token>
      <hyp:MemorableName>notavailable</hyp:MemorableName>
      <hyp:MemorablePlace>notavailable</hyp:MemorablePlace>
      <hyp:MemorableDate>1900-01-01</hyp:MemorableDate>
      <hyp:ActivationCode>notavailable</hyp:ActivationCode>
      <hyp:Phone>07123456789</hyp:Phone>
    </hyp:Ws_Insert3DSecureDetails>
  </soapenv:Body>
</soapenv:Envelope>
```

Response

```
<soap:Envelope xmlns:soap="http://schemas.xmlsoap.org/soap/envelope/" xmlns:xsi="http://www.w3.org/2001/XMLSchema-instance" xmlns:xsd="http://www.w3.org/2001/XMLSchema">
  <soap:Body>
    <Ws_Insert3DSecureDetailsResponse xmlns="http://www.globalprocessing.ae/HyperionWeb">
      <Ws_Insert3DSecureDetailsResult>
        <IssCode>ABCD</IssCode>
        <ActionCode>000</ActionCode>
      </Ws_Insert3DSecureDetailsResult>
    </Ws_Insert3DSecureDetailsResponse>
  </soap:Body>
</soap:Envelope>
```


3D Secure Delete Details (Cardinal)

API: [Ws_Delete3DSecureDetails](#)

This web service enables you to delete 3D secure details for a card (where you are using the Cardinal 3D Secure service).

Note: This web service uses the Cardinal batch file interface. (Legacy Option)

Record Description

Tag	Type	Minimum Length	Maximum Length	Description	Request	Response
<IssCode>	AN	1	4	GPS Issuer (Program Manager) Code. Assigned by GPS.	Mandatory	Mandatory
<Token>	AN	1	9	The card's public token. Mandatory in the request and response.	Mandatory	Mandatory
<ActionCode>	AN	3	3	The action code for the response. See Action Codes .	Omit	Mandatory

Request

```
<soapenv:Envelope xmlns:soapenv="http://schemas.xmlsoap.org/soap/envelope/" xmlns:hyp="http://www.globalprocessing.ae/HyperionWeb">
  <soapenv:Header>
    <hyp:AuthSoapHeader>
      <hyp:strUserName>*****</hyp:strUserName>
      <hyp:strPassword>*****</hyp:strPassword>
    </hyp:AuthSoapHeader>
  </soapenv:Header>
  <soapenv:Body>
    <hyp:Ws_Delete3DSecureDetails>
      <hyp:IssCode>ABCD</hyp:IssCode>
      <hyp:Token>123456789</hyp:Token>
    </hyp:Ws_Delete3DSecureDetails>
  </soapenv:Body>
</soapenv:Envelope>
```

Response

```
<soap:Envelope xmlns:soap="http://schemas.xmlsoap.org/soap/envelope/" xmlns:xsi="http://www.w3.org/2001/XMLSchema-instance" xmlns:xsd="http://www.w3.org/2001/XMLSchema">
  <soap:Body>
    <Ws_Delete3DSecureDetailsResponse xmlns="http://www.globalprocessing.ae/HyperionWeb">
      <Ws_Delete3DSecureDetailsResult>
        <IssCode>ABCD</IssCode>
        <ActionCode>000</ActionCode>
      </Ws_Delete3DSecureDetailsResult>
    </Ws_Delete3DSecureDetailsResponse>
  </soap:Body>
</soap:Envelope>
```

3D Secure Query Details (Cardinal)

API: [Ws_Query3DSecureDetails](#)

This web service enables you to view the phone number of a particular user's token that has been enrolled for 3D secure and returns the stored GPS 3D Secure details for the token.

Note: This web service uses the Cardinal batch file interface. (Legacy Option)

Record Description

Tag	Type	Minimum Length	Maximum Length	Description	Request	Response
<IssCode>	AN	1	4	GPS Issuer (Program Manager) Code. Assigned by GPS.	Mandatory	Mandatory
<QueryType>	AN	1	1	Query Type. Valid values are: 0 = Return the responses of all tokens 1 = Return the response of this token only. Default is 0.	Mandatory	Omit
<Token>	N	9	9	The card's public token. Mandatory in the request and response.	Optional	Omit
<ActionCode>	AN	3	3	The action code for the response. See Action Codes .	Omit	Mandatory
<Tokens>				An array of token results. See Token Results below.	Optional	Omit

Token Results

Tag	Type	Minimum Length	Maximum Length	Description	Request	Response
<Token>	N	9	9	The card's public token.	Omit	Mandatory
<Phone>	AN	1	15	The phone number linked to the token.	Omit	Mandatory
<ResponseCode>	AN	1	1	Response code.	Omit	Mandatory
<LastModifiedType>	AN	1	1	Specify the last modified type: 1 = Create; 2 = Amend; 3 = Delete	Omit	Mandatory
<ResponseDescription>	AN	1	50	Response description.	Omit	Mandatory
<LastApprovedPhone>	AN	1	15	Legacy field. Not used.	Omit	Optional

Request

```
<soapenv:Envelope xmlns:soapenv="http://schemas.xmlsoap.org/soap/envelope/"
xmlns:hyp="http://www.globalprocessing.ae/HyperionWeb">
  <soapenv:Header>
    <hyp:AuthSoapHeader>
      <hyp:strUserName>UserName</hyp:strUserName>
      <hyp:strPassword>Password</hyp:strPassword>
    </hyp:AuthSoapHeader>
  </soapenv:Header>
  <soapenv:Body>
    <hyp:Ws_Query3DSecureDetails>
      <hyp:IssCode>ABCD</hyp:IssCode>
      <hyp:QueryType>0</hyp:QueryType>
      <hyp:Token>123456789</hyp:Token>
    </hyp:Ws_Query3DSecureDetails>
  </soapenv:Body>
</soapenv:Envelope>
```

Response

```
<soap:Envelope xmlns:soap="http://schemas.xmlsoap.org/soap/envelope/"
xmlns:xsi="http://www.w3.org/2001/XMLSchema-instance"
xmlns:xsd="http://www.w3.org/2001/XMLSchema">
  <soap:Body>
    <Ws_Query3DSecureDetailsResponse xmlns="http://www.globalprocessing.ae/HyperionWeb">
      <Ws_Query3DSecureDetailsResult>
        <IssCode>ABCD</IssCode>
        <ActionCode>000</ActionCode>
        <Tokens>
          <Token>
            <Token>123456789</Token>
            <Phone>+440123456789</Phone>
            <ResponseCode>-1</ResponseCode>
            <LastModifiedType>2</LastModifiedType>
            <ResponseDescription>PENDING_RESPONSE_CODE</ResponseDescription>
            <LastApprovedPhone/>
          </Token>
        </Tokens>
      </Ws_Query3DSecureDetailsResult>
    </Ws_Query3DSecureDetailsResponse>
  </soap:Body>
</soap:Envelope>
```

```
</Ws_Query3DSecureDetailsResponse>  
</soap:Body>  
</soap:Envelope>
```

3D Secure Update Details (Cardinal)

API: [ws_Update3DSecureDetails](#)

This web service enables you to amend the 3D secure phone number used to send the 3D Secure verification code for a given card.

Note: This web service uses the Cardinal batch file interface. (Legacy Option)

Record Description

Tag	Type	Minimum Length	Maximum Length	Description	Request	Response
<IssCode>	AN	1	4	GPS Issuer (Program Manager) Code. Assigned by GPS.	Mandatory	Mandatory
<Token>	AN	1	9	The card's public token. Mandatory in the request and response.	Mandatory	Mandatory
<MemorableName>	AN	1	20	The cardholder's specified <i>Memorable Name</i> to be used as VDE for 3D Secure. No longer used - please populate with "notavailable" (no spaces)	Conditional	Omit
<MemorablePlace>	AN	1	20	Cardholder's specified Memorable Place to be used as VDE for 3D Secure. No longer used. Please populate with "notavailable" (no spaces).	Conditional	Omit
<MemorableDate>	YYYY-MM-DD	10	10	Memorable date to be used as VDE for 3D Secure. No longer used. Please populate with "1900-01-01"	Conditional	Omit
<ActivationCode>	AN	6	6	Programme Manager specified activation code to be used as VDE for 3D Secure. No longer used. Please populate with "notavailable" (no spaces)	Conditional	Omit
<Phone>	AN	1	20	Telephone number. See Processing of Phone Numbers .	Conditional	Omit
<ActionCode>	AN	3	3	The action code for the response. See Action Codes .	Omit	Mandatory

Request

```
<soapenv:Envelope xmlns:soapenv="http://schemas.xmlsoap.org/soap/envelope/" xmlns:hyp="http://www.globalprocessing.ae/HyperionWeb">
  <soapenv:Header>
    <hyp:AuthSoapHeader>
      <hyp:strUserName>*****</hyp:strUserName>
      <hyp:strPassword>*****</hyp:strPassword>
    </hyp:AuthSoapHeader>
  </soapenv:Header>
  <soapenv:Body>
    <hyp:Ws_Update3DSecureDetails>
      <hyp:IssCode>ABCD</hyp:IssCode>
      <hyp:Token>123456789</hyp:Token>
      <hyp:MemorableName>notavailable</hyp:MemorableName>
      <hyp:MemorablePlace>notavailable</hyp:MemorablePlace>
      <hyp:MemorableDate>1900-01-01</hyp:MemorableDate>
      <hyp:ActivationCode>notavailable</hyp:ActivationCode>
      <hyp:Phone></hyp:Phone>
    </hyp:Ws_Update3DSecureDetails>
  </soapenv:Body>
</soapenv:Envelope>
```

Response

```
<soap:Envelope xmlns:soap="http://schemas.xmlsoap.org/soap/envelope/" xmlns:xsi="http://www.w3.org/2001/XMLSchema-instance" xmlns:xsd="http://www.w3.org/2001/XMLSchema">
  <soap:Body>
    <Ws_Update3DSecureDetailsResponse xmlns="http://www.globalprocessing.ae/HyperionWeb">
      <Ws_Update3DSecureDetailsResult>
        <IssCode>ABCD</IssCode>
        <ActionCode>000</ActionCode>
      </Ws_Update3DSecureDetailsResult>
    </Ws_Update3DSecureDetailsResponse>
  </soap:Body>
</soap:Envelope>
```

3D Secure RDX Credentials (Cardinal)

API: [Ws_AddUpDelCredentials](#)

This web service enables you to enrol a cardholder in the Cardinal 3D Secure service and add, update and delete the user's credentials.

Note: This web service uses the Cardinal real-time data exchange (RDX) interface.

Request Fields

Tag	Type	Minimum Length	Maximum Length	Description	Request	Response
<WSID>	N	1	19	Web service ID. Unique for every request.	Mandatory	Mandatory
<IssCode>	AN	1	4	GPS Issuer (Program Manager) Code. Assigned by GPS.	Mandatory	Mandatory
<PublicKey>	AN	1	9	The card's public token. Mandatory in the request and response.	Mandatory	Mandatory
<Action>	Enum			The type of action: <i>Add, Update, Delete</i> .	Mandatory	Mandatory
<Credentials>	ListOf(Credential object)			Can be more than one credential in the same call when <i><Action></i> is <i>Add</i> or <i>Update</i> . When <i><Action></i> is <i>Delete</i> and <i><Credentials></i> is empty then all credentials of <i><PublicKey></i> will be deleted.	Conditional	Mandatory
<ActionCode>	AN	3	3	The action code for the response. See Action Codes .	Omit	Mandatory
Credential						
<ID>	N	1	8	Credential ID. If <i><Action></i> is <i>Add</i> it is not mandatory, but input 0 since the data type is numeric. If present GPS ignores it. GPS generates an ID and returns in the response. Mandatory when <i><Action></i> is <i>Update</i> . Not mandatory when <i><Action></i> is <i>Delete</i> , unless a specific credential needs to be deleted.	Conditional	Mandatory
<Type>	Enum			Credential type: 1 = RBA (done via Cardinal) 2 = OTPSMS 3 = OTPEMAIL (currently not supported) 4 = BIOMETRIC 5 = OUTOFBANDOTHER (currently not supported) There is no need to enrol cards into RBA; this is automatic once the cards are enrolled at the scheme and can be configured in the Cardinal portal.	Mandatory	Mandatory
<Value>	AN	1	256	Credential value (e.g. a phone number or email address).	Omit	Mandatory

Request

```
<soapenv:Envelope xmlns:soapenv="http://schemas.xmlsoap.org/soap/envelope/" xmlns:hyp="http://www.globalprocessing.ae/HyperionWeb">
  <soapenv:Header>
    <hyp:AuthSoapHeader>
      <hyp:strUserName>*****</hyp:strUserName>
      <hyp:strPassword>*****</hyp:strPassword>
    </hyp:AuthSoapHeader>
  </soapenv:Header>
  <soapenv:Body>
    <hyp:Ws_AddUpDelCredentials>
      <hyp:WSID>14012021141223</hyp:WSID>
      <hyp:IssCode>GPS</hyp:IssCode>
      <hyp:PublicKey>123456789</hyp:PublicKey>
      <hyp:Action>Add</hyp:Action>
      <hyp:Credentials>
        <hyp:Credential>
          <hyp:ID>7</hyp:ID>
          <hyp:Type>BIOMETRIC</hyp:Type>
          <hyp:Value>+5858585858588</hyp:Value>
        </hyp:Credential>
      </hyp:Credentials>
    </hyp:Ws_AddUpDelCredentials>
  </soapenv:Body></soapenv:Envelope>
```

Response

```
<soap:Envelope xmlns:soap="http://schemas.xmlsoap.org/soap/envelope/"
  xmlns:xsi="http://www.w3.org/2001/XMLSchema-instance"
  xmlns:xsd="http://www.w3.org/2001/XMLSchema">
  <soap:Body>
```

```
<Ws_AddUpDelCredentialsResponse xmlns="http://www.globalprocessing.ae/HyperionWeb">
  <Ws_AddUpDelCredentialsResult>
    <WSID>14012021141223</WSID>
    <IssCode>GPS</IssCode>
    <ActionCode>000</ActionCode>
    <PublicKey>123456789</PublicKey>
    <Action>Add</Action>
    <Credentials>
      <Credential>
        <ID>123456</ID>
        <Type>BIOMETRIC</Type>
        <Value>+5858585858588</Value>
      </Credential>
    </Credentials>
  </Ws_AddUpDelCredentialsResult>
</Ws_AddUpDelCredentialsResponse>
</soap:Body>
</soap:Envelope>
```

3D Secure Update Last Modified Type (Cardinal)

API: [Ws_UpdateLastModifiedType](#)

This web service provides a way of clearing the `<LastModifiedType>` flag so that you can resend another enrolment for the same card to Cardinal. For example, you can use it to re-enrol a deleted card or to update the status of a card which has an incorrectly sent status. To do this, set the `LastModifiedType` for the token to 1.

Note: This web service uses the Cardinal batch file interface. (Legacy Option)

Record Description

Tag	Type	Minimum Length	Maximum Length	Description	Request	Response
<code><IssCode></code>	AN	1	4	GPS Issuer (Program Manager) Code. Assigned by GPS.	Mandatory	Mandatory
<code><LastModifiedType></code>	AN	1	1	Specify the last modified type: 1 = Create; 2 = Amend; 3 = Delete	Mandatory	Mandatory
<code><Token></code>	AN	1	9	The card's public token. Mandatory in the request and response.	Mandatory	Mandatory
<code><ActionCode></code>	AN	3	3	The action code for the response. See Action Codes .	Omit	Mandatory

Request

```
<soapenv:Envelope xmlns:soapenv="http://schemas.xmlsoap.org/soap/envelope/" xmlns:hyp="http://www.globalprocessing.ae/HyperionWeb">
  <soapenv:Header>
    <hyp:AuthSoapHeader>
      <hyp:strUserName>*****</hyp:strUserName>
      <hyp:strPassword>*****</hyp:strPassword>
    </hyp:AuthSoapHeader>
  </soapenv:Header>
  <soapenv:Body>
    <hyp:Ws_UpdateLastModifiedType>
      <hyp:IssCode>ABCD</hyp:IssCode>
      <hyp:LastModifiedType>3</hyp:LastModifiedType>
      <hyp:Token>123456789</hyp:Token>
    </hyp:Ws_UpdateLastModifiedType>
  </soapenv:Body>
</soapenv:Envelope>
```

Response

```
<soap:Envelope xmlns:soap="http://schemas.xmlsoap.org/soap/envelope/" xmlns:xsi="http://www.w3.org/2001/XMLSchema-instance" xmlns:xsd="http://www.w3.org/2001/XMLSchema">
  <soap:Body>
    <Ws_UpdateLastModifiedTypeResponse xmlns="http://www.globalprocessing.ae/HyperionWeb">
      <Ws_UpdateLastModifiedTypeResult>
        <IssCode>ABCD</IssCode>
        <ActionCode>999</ActionCode>
      </Ws_UpdateLastModifiedTypeResult>
    </Ws_UpdateLastModifiedTypeResponse>
  </soap:Body>
</soap:Envelope>
```

3D Secure Enrol (RSA)

API: [Ws_3DS_AddUpDelDetails](#)

This web service enables you to register details with RSA for online 3D secure payments.

Record Description

Tag	Type	Minimum Length	Maximum Length	Description	Request	Response
<WSID>	N	1	19	Web service ID. Unique for every request.	Mandatory	Mandatory
<IssCode>	AN	1	4	GPS Issuer (Program Manager) Code. Assigned by GPS. If only <IssCode> is present in the request then this method returns the pending fee details of all cards that belong to the given program manager.	Mandatory	Omit
<PublicToken>	N	9	9	The 9 digit public token associated with the account that you want to store details against.	Mandatory	Omit
<RegisterDetails>	Boolean			Whether to register the card for 3D Secure. 0 = false; 1 = true. If true, adds an <i>Add</i> , <i>Update</i> , or <i>Delete</i> record for the given PublicToken based on the Verification Data Element (VDE), and according to the DetailsStatus below.	Mandatory	Omit
<DetailsStatus>	Enum (see desc)			Takes values <i>Add</i> , <i>Update</i> , or <i>Delete</i> , and is used if RegisterDetails is true.	Conditional	Omit
<Details>	List of details			If RegisterDetails is true, this list of details will be stored. These are in addition to the details that GPS store. Any details you flag as GPSOverride (e.g. those used when calling CreateCard), will take precedence over GPS stored details when passed to RSA. For a list of available fields. see 3D Secure Details . Note: fields that contain telephone numbers should include the country code.	Mandatory	Omit
<RegisterSMS>	Boolean			Whether the card should be registered for Out of Band (OOB) authentication with RSA. This allows one-time values to be sent when needed. This can be done at the same time as RegisterDetails if required.	Mandatory	Omit
<SMSStatus>	Enum			Takes values <i>Add</i> , <i>Update</i> , or <i>Delete</i> for the OOB authentication, and is used if RegisterSMS is true.	Conditional	Omit
<MobileNumber>	AN	11	25	Customer mobile number (including country dialing code), used if RegisterSMS is true, for the OOB file.	Conditional	Omit
<Deregister>	Boolean			Whether to delete the card from RSA records. Can be used for reconciliation purposes. This overrides the other parameters in the call.	Mandatory	Omit
<OverrideGPS>	Boolean			Indicates that the values to be stored should overrule any values that GPS stores when calling CreateCard. When adding a telephone number (AltPhone1 for example), this should be 0. When changing a telephone number, this should be 1.	Mandatory	Omit
<RelssueBoolean>	Boolean			Set to true if we want to register a new token that has been reissued from an old one. This will need <NewToken> , <WSID> , <IssCode> , and <PublicToken> .	Mandatory	Omit
<NewToken>	N	9	9	If RelssueBoolean is true, set this as the new Token. Otherwise set to 0.	Mandatory	Omit
<ActionCode>	N	3	3	The action code for the response. See Action Codes .	Omit	Mandatory
<ErrorText>	AN			Human readable text of the error that occurred. Should be read in conjunction with the <ActionCode> .	Omit	Conditional
<PublicToken>	N			The 9 digit public token associated with the account that you want to store details against.	Omit	Mandatory

Request

```
<soapenv:Envelope xmlns:soapenv="http://schemas.xmlsoap.org/soap/envelope/" xmlns:hyp="http://www.globalprocessing.ae/HyperionWeb">
  <soapenv:Header>
    <hyp:AuthSoapHeader>
      <hyp:strUserName>Username</hyp:strUserName>
      <hyp:strPassword>Password</hyp:strPassword>
    </hyp:AuthSoapHeader>
  </soapenv:Header>
  <soapenv:Body>
    <hyp:Ws_3DS_AddUpDelDetails>
      <hyp:WSID>123456789</hyp:WSID>
      <hyp:IssCode>ABC</hyp:IssCode>
      <hyp:PublicToken>789123456</hyp:PublicToken>
      <hyp:RegisterDetails>1</hyp:RegisterDetails>
      <hyp:DetailsStatus>Add</hyp:DetailsStatus>
      <hyp:Details>
        <hyp:Detail>
          <hyp:Identity> AltPhone1 </hyp:Identity>
          <hyp:Value>00447735612345</hyp:Value>
        </hyp:Detail>
      </hyp:Details>
      <hyp:RegisterSMS>0</hyp:RegisterSMS>
      <hyp:SMSStatus>Add</hyp:SMSStatus>
      <hyp:MobileNumber>004407653546545</hyp:MobileNumber>
      <hyp:Deregister>0</hyp:Deregister>
      <hyp:OverrideGPS>0</hyp:OverrideGPS>
      <hyp:ReIssueBoolean>0</hyp:ReIssueBoolean>
      <hyp:NewToken>0</hyp:NewToken>
    </hyp:Ws_3DS_AddUpDelDetails>
  </soapenv:Body>
</soapenv:Envelope>
```

Response

```
<soap:Envelope xmlns:soap="http://schemas.xmlsoap.org/soap/envelope/" xmlns:xsi="http://www.w3.org/2001/XMLSchema-instance" xmlns:xsd="http://www.w3.org/2001/XMLSchema">
  <soap:Body>
    <Ws_3DS_AddUpDelDetailsResponse xmlns="http://www.globalprocessing.ae/HyperionWeb">
      <Ws_3DS_AddUpDelDetailsResult>
        <WSID>123456789</WSID>
        <ActionCode>000</ActionCode>
        <PublicToken>789123456</PublicToken>
      </Ws_3DS_AddUpDelDetailsResult>
    </Ws_3DS_AddUpDelDetailsResponse>
  </soap:Body>
</soap:Envelope>
```

Wallets Overview

You can use the following web services to view and manage your wallets:

Wallet Create : Ws_CreateWallet
Wallet Bulk Create : Ws_BulkWalletCreation
Regenerate the Wallet : ws_RegenerateWallet
Wallet Balance Enquiry : Ws_Balance_Enquiry_Wallet

Wallet Create

API: [Ws_CreateWallet](#)

This web service is used to create virtual wallets as well as wallets with links to physical cards.

It creates a jpeg image for wallet with PAN, Public Token and expiry date embossed on it.

- For a virtual wallet: sends an SMS to the client mobile number with the CVV of the card.
- For a physical card wallet: creates an XML file for this card, to be sent to the card manufacturer.

If a replacement wallet is required, the cardholder's name and address details can be left blank, in which case the existing details held in GPS will be used. Replacement wallet will be issued with the same PAN as the original card, but a different CVV.

A replacement wallet is not a valid request if the current card status is *Lost* or *Stolen*. In such cases, use the [Regenerate card](#) request, and a different PAN will be issued. The replacement wallet will automatically have the same balance as the original at the time when the replacement wallet is activated.

Record Description

Tag	Type	Minimum Length	Maximum Length	Description	Request	Response
<WSID>	N	1	19	Web service ID. Unique for every request.	Mandatory	Mandatory
<IssCode>	AN	1	4	GPS Issuer (Program Manager) Code. Assigned by GPS.	Mandatory	Mandatory
<TxnCode>	AN	1	2	The Transaction Code. See Transaction Codes . Default value is 10.	Mandatory	Mandatory
<ClientCode>	AN	1	64	User ID of the customer using the service. Only applicable to systems using member logins. Returned in the response if present in the request. Note: Legacy field. Not used.	Optional	Conditional
<Title>	AN	1	4	Cardholder's title. Also used as the card purchaser's title if no delivery address is supplied.	Optional	Omit
<LastName>	AN	1	20	Cardholder's last name. If no delivery address is supplied it is also assumed to be the card purchaser's last name.	Conditional	Omit
<FirstName>	AN	1	20	Cardholder's first name. If no delivery address is supplied it is also assumed to be the card purchaser's first name. Mandatory if <lastName> is present.	Conditional	Omit
<Addr1>	AN	1	50	Cardholder's address line 1. Also used as the card purchaser's address line 1 if no delivery address is supplied. Mandatory if 'Address' fields are specified.	Conditional	Omit
<Addr2>	AN	1	50	Cardholder's address line 2. Also used as the card purchaser's address line 2 if no delivery address is supplied.	Optional	Omit
<Addr3>	AN	1	50	Cardholder's address line 3. Also used as the card purchaser's address line 3 if no delivery address is supplied.	Optional	Omit
<City>	AN	1	20	Cardholder's home city. Also used as the card purchaser's city if no delivery address is supplied. Mandatory if <addrL1> is present, and <postcode> is not present.	Conditional	Omit
<Postcode>	AN	1	10	Cardholder's home postcode. Also used as the card purchaser's postcode if no postcode is supplied. Mandatory if <addrL1> is present, and <city> is not present. See Postcode Permitted Characters .	Conditional	Omit
<Country>	AN	1	3	Cardholder's country of residence. This is represented as a 3 digit ISO country code (e.g. 826 for UK). Mandatory if <addrL1> is present.	Conditional	Omit
<Mobile>	AN	25	25	Cardholder's mobile phone number (including dialing code if applicable). See Processing of Telephone Numbers .	Optional	Omit
<PublicToken>	AN	1	9	The card's public token. The public token of the newly-created card is always returned in the response. If a replacement card is required, specify the 9-digit public token of the original card.	Conditional	Mandatory
<CardDesign>	AN	1	8	The identifier of the card product, or Product ID , within	Conditional	Omit

Tag	Type	Minimum Length	Maximum Length	Description	Request	Response
				GPS. For details, check with your Implementation Manager. Mandatory if not a replacement card request. Note: this is not the same field as the CrdDesign or ProfuctRef .		
<DOB>	YYYY-MM-DD	10	10	The cardholder's date of birth.	Optional	Omit
<LocDate>	YYYY-MM-DD	10	10	The local current date in <i>year-month-date</i> format.	Mandatory	Mandatory
<LocTime>	HHMMSS	6	6	The local current time, in <i>hour-minute-second</i> format.	Mandatory	Mandatory
<LoadValue>	D	1	20	Load value to put on the card. If no load value is required, specify 0.	Mandatory	Mandatory
<CurCode>	AN	3	3	3-letter ISO currency code for the currency to load (e.g. EUR). Mandatory only when specifying a LoadValue that is not zero. This must match the card's currency or the action will fail.	Conditional	Omit
<Reason>	AN	1	60	Reason for the card's status change. Overrides default of 'Card Activated' that is shown in the card processor. Text is shown in the Smart Client Tracker screen.	Optional	Omit
<AccCode>	AN	0	6	Access code. If provided, must be 6 digits, leading zeroes are acceptable. Leave empty if not required.	Optional	Omit
<ItemSrc>	N	1	5	Source field to define alternate fees. Legacy field for information purposes only; see Item Source Types . Suggest using 0.	Mandatory	Omit
<SysDate>	YYYY-MM-DD	10	10	The system processing date.	Omit	Mandatory
<LoadFundsType>	AN	1	3	Payment method used to load funds onto the card. See Load Fund Types .	Optional	Omit
<LoadSrc>	AN	1	3	The source of the load request is used to determine the fee for the load, if applicable. If omitted, defaults to 14 "Unknown". See Load Sources .	Optional	Omit
<LoadFee>	D	1	20	Fixed fee amount charged to the card purchaser for handling the card purchase and load. If no load fee is required, specify 0. The load fee does not affect the card balance. It is only reported in the XML.	Mandatory	Omit
<LoadedBy>	AN	1	30	User who loaded the card.	Optional	Omit
<CreateImage>	N	1	1	Specifies whether to create a card image. 1= yes, 0 = No. Images are returned in the Image response parameter, encrypted by a pre-shared PGP encryption key.	Mandatory	Omit
<CreateType>	N	1	1	This field is mandatory unless it is a replacement card request. There are four possible values: 1 = Create a virtual card. 2 = Create physical card. Also triggers the creation of a card file which is sent to the manufacturer. 3 = Create a virtual card with intention to convert it into a physical card later. 4 = Create a Master Virtual Card which is a deposit account that can be used to load other cards from. Note: Create type 1 also allows a virtual card to be converted to a physical card.	Conditional	Omit
<CustAccount>	AN	1	25	Cardholder account number or reference number. You can use this reference to find the cards linked to a cardholder. Also displayed in Smart Client as <i>Customer Reference</i> .	Optional	Omit
<ActivateNow>	N	1	1	Whether to activate the card. 1= Yes, 0=No. When Quantity is greater than 1 then creation of Quantity numbers of identical cards will trigger a batch process that starts within minutes of the request. If ActivateNow is 1 in such requests then the issued tokens are sent to the customer	Mandatory	Omit

Tag	Type	Minimum Length	Maximum Length	Description	Request	Response
				already activated. This parameter only applies if the request is for a new card.		
<StartDate>	AN	5	5	Start date printed on the card in the format <i>MM/YY</i> .	Omit	Mandatory
<ExpDate>	YYYY-MM-DD	10	10	Card expiry date. If left blank, updates with the default expiry date, based on the Card Scheme's validity period in months, otherwise updates with the input value. This also applies to replacement cards. The actual physical expiry is returned in <i>MM/YY</i> format.	Optional	Mandatory
<CVV>	AN	3	3	Card Verification Value, the 3-digit code printed on the back of the card.	Omit	Mandatory
<CardName>	AN	1	27	The embossed name on the card. If present in the request then the embossed name on the card should be the given value. If it is not available and <Firstname> and <Lastname> are available then <Title> + <Firstname> + <Lastname> will be the embossed name. If all the above parameters are unavailable in the request then the default embossed name remains as the embossed name. If a replacement card is requested, the original value of the embossed name will be used if no new names are supplied. If a blank embossed name is required, then pass a single space character. See Card Name Permitted Characters .	Optional	Omit
<MaskedPAN>	AN	16	19	Card number displayed as masked (e.g., 675926*****1234). Note. The full PAN can be returned if you are PCI DSS compliant. Contact your Implementation Manager.	Omit	Mandatory
<LimitsGroup>	AN	1	10	Group code of the Limits Group. If this parameter is not supplied and this is a new card request, then the default group for the card's product will be used. If the default group is not required, you can remove it by passing a space character ' '. Note: The Limits Group is set up and configured via Smart Client.	Optional	Omit
<MCCGroup>	AN	1	10	Group code of the MCC Group. If this parameter is not supplied and this is a new card request then the default group for the cards product is used. If the default group is not required, you can remove it by passing a space character ' '. The MCC group allows the card to be linked to a list of Merchant Category Codes (MCCs) that the card is allowed to or conversely is NOT allowed to transact at. Note: The MCC Group is set up and configured via Smart Client.	Optional	Omit
<PERMSGroup>	AN	1	10	Group code of the Usage Group. If this parameter is not supplied and this is a new card request then the default group for the cards product is used. If this parameter is not supplied and this is a new card request then the default group for the cards product will be used. If the default group is not required, you can remove it passing a space character ' '. Note: The Usage Group is set up and configured via Smart Client.	Optional	Omit
<FeeGroup>	AN	1	10	Group code of the Fee Group. If this parameter is not supplied and this is a new card request then the default group for the cards product is used. If the default group is not required, you can remove it by passing a space character ' '. Note: The Fee Group is set up and configured via Smart Client.	Optional	Omit
<SchedFeeGroup>	AN	1	10	Group code of the Scheduled Fee Group. If this parameter is not supplied and this is a new card request then the default group for the cards product will be used. If the default group is not required, it can be removed by passing a space character ' '. Note: The Scheduled Fee Group is set up and configured via Smart Client.	Optional	Omit

Tag	Type	Minimum Length	Maximum Length	Description	Request	Response
<WSFeeGroup>	AN	1	10	Code of the Web Service Fee Group (). If this parameter is not supplied and this is a new card request then the default group for the cards product is used. If the default group is not required, you can remove it by passing a space character ' '. WSFeeGroup allows the card to be linked to a set of web service fees that are set up on the system. Note: The Web Service Fee Group is set up and configured via Smart Client.	Optional	Omit
<ProductRef>	AN	1	50	The physical card design reference as used by the Card Manufacturer. Identifies the <i>PRODUCT_REF</i> field in the XML file sent to the card manufacturer.	Optional	Omit
<CarrierType>	AN	1	30	The Carrier Product design reference as used by the Card Manufacturer. This is the letter onto which the card is attached when sent to the cardholder. Identifies the Carrier Product type of the Card Manufacturer.	Optional	Omit
<Fulfil1>	AN	1	50	Free text field which can be used for transferring extra information to the card manufacturer, for example, to be printed on the Carrier. Identifies the <i>FULFIL1</i> field in the XML file sent to the card manufacturer.	Optional	Omit
<Fulfil2>	AN	1	50	Free text field which can be used for transferring extra information to the card manufacturer, for example, to be printed on the Carrier. Identifies the <i>FULFIL2</i> field in the XML file sent to the card manufacturer.	Optional	Omit
<DelvMethod>	AN	1	1	The delivery method for the card. Options include: 0 = Standard delivery; 1 = Registered mail; 2 = Direct delivery; 3 = Customized DelvMethod 1; 4 = Customized DelvMethod 2; 5 = Customized DelvMethod 3; 6 = Customized DelvMethod 4; 7 = Customized DelvMethod 5; Default value is 0	Optional	Omit
<ThermalLine1>	AN	1	120	Free text field which can be used for transferring extra information to be printed on the card. For example, to add a customer service phone number.	Optional	Omit
<ThermalLine2>	AN	1	70	Free text field which can be used for transferring extra information to be printed on the card. For example, to add a link to your service terms and conditions.	Optional	Omit
<Lang>	AN	1	2	Two digit ISO 639-1 Language code to be used for card mailers (e.g., En = English; Fr = French). Note: the available languages depend on the card manufacturer support. Also used if bespoke SMS templates are set up.	Optional	Omit
<EmbossLine4>	AN	1	27	The card's embossed line 4 on the front of the card. Could be used for example, to add an account number or sort code.	Optional	Omit
<ImageId>	AN	1	16	Reference which identifies the card manufacturer's image file that will be printed on the face of the card.	Optional	Omit
<LogoFrontId>	AN	1	30	Reference which identifies the card manufacturer's logo file that will be printed on the face of the card.	Optional	Omit
<LogoBackId>	AN	1	30	Reference which identifies the card manufacturer's logo file that will be printed on the back of the card, if supported.	Optional	Omit
<Replacement>	N	1	1	Whether the card is a new card or a replacement. The possible values are: 0 = new card; 1 = replacement card. Needs to be agreed with the card manufacturer. Note: Do not use a value '1', which is for legacy usage only; to replace a card, we recommend you use Card	Mandatory	Omit

Tag	Type	Minimum Length	Maximum Length	Description	Request	Response
				Renew : ws_renew_card .		
<PrimaryToken>	AN	16	19	The primary card's public token. If it is blank then the newly created card is a primary card, otherwise it is the secondary card in a primary/secondary relationship. Cannot be the token of a card that is already linked as a secondary card.	Optional	Omit
<Delv_AddrL1>	AN	1	50	Card purchaser's /delivery address line 1. Mandatory if 'Delivery Address' fields are specified.	Optional	Omit
<Delv_AddrL2>	AN	1	50	Card purchaser's/delivery address line 2.	Optional	Omit
<Delv_AddrL3>	AN	1	50	Card purchaser's /delivery address line 3.	Optional	Omit
<Delv_City>	AN	1	20	Card purchaser's /delivery address delivery city. Mandatory if <Delv_AddrL1> is present, and <Delv_PostCode> is not present.	Optional	Omit
<Delv_Postcode>	AN	1	10	Card purchaser's /delivery address postcode. Mandatory if <Delv_AddrL1> is present, and <Delv_City> is not present. See Postcode Permitted Characters .	Optional	Omit
<Delv_County>	AN	1	20	Card purchaser's /delivery address county.	Optional	Omit
<Delv_Country>	AN	1	3	Card purchaser's /delivery address country 3-digit ISO country code (e.g., 826 for UK). Mandatory if <Delv_AddrL1> is present.	Optional	Omit
<Delv_Code>	AN	1	12	The delivery code for the card. If specified, the card manufacturer sends all cards with the same delivery code to the specified delivery address.	Optional	Omit
<Sms_Required>	AN	1	1	Whether an SMS is sent to the cardholder with the card's CVV. 1 = yes; 0 =No. The default is '1'. The SMS is configurable.	Optional	Omit
<IsLive>	N	1	1	Specifies whether the card is active or not. 1 or True = Active; 0 or False = Not Active.	Omit	Mandatory
<CardManufacturer>	AN	1	10	The manufacturer to send the card generation request to. For example: <i>TCT, AllPay, GNC, Gemalto, Nitecrest</i> and <i>Exceet</i> . For a full list, see Card Manufacturers . If omitted, the default for the Card Scheme will be used.	Optional	Omit
<CoBrand>	AN	1	6	The Co-Brand code for the card. If supplied it will replace the <i>PROGRAMID</i> field in the <i>Balance XML</i> file.	Optional	Omit
<ExternalAuth>	AN	1	1	External Authorisation flag. Possible values are: 0 = Do not set External Authorisation on; 1 = Set External Authorisation. Empty value defaults to 0. Note: For legacy use only. Not applicable if using EHI.		
<ActionCode>	AN	3	3	The action code for the response. See Action Codes .	Omit	Mandatory
<Image>	Base64 Binary			PGP-encrypted image of the card. Requires configuration within Smart Client. Check with your Implementation Manager.	Omit	Conditional
<FeeWaiver>	N	1	1	Indicates whether to waive any web service fee set up on the system: 0 = No, 1=Yes. Default is 0.	Optional	Omit
<BlackList>	AN	1	10	Group code of the card acceptor Blacklist. See Card Acceptor Blacklist .	Optional	Omit
<WhiteList>	AN	1	10	Group code of the card acceptor Whitelist. See Card Acceptor Whitelist .	Optional	Omit
<EWALLET>	-	-	-	See eWallet Description .	Omit	Mandatory
<PaymentTokenUsageGroup>	AN	1	10	Payment token usage group code (for details, check with your Implementation Manager). This is a numeric value; only digits 0-9 are valid. Leave empty if no usage group is	Optional	Omit

Tag	Type	Minimum Length	Maximum Length	Description	Request	Response
				required.		
<VirtualCardImage>	AN	1	16	The Image ID for the virtual image for the new card. Image IDs are set up in Smart Client in the Image Master and Virtual Card Images screens. Note. you do not provide an image ID, the default virtual card image for the product is used.	Optional	Omit
<ImageSize>	N	1	1	The size of the virtual image: 1 = 100%; 2 = 200%; 3 = 300%; 4 = 400%; 5 = 500%. Default is 1.	Optional	Omit

eWallet Description

Tag	Type	Minimum Length	Maximum Length	Description	Request	Response
<IDENTITY>	AN	1	9	The GPS 16-digit public token. Mandatory in the response.	Omit	Mandatory
<CARDS>				An array of cards. See CARD Description below.	Omit	Mandatory
<ACCOUNTS>				An array of accounts. See ACCOUNT Description below; may occur multiple times.	Omit	Mandatory

CARD Description

Tag	Type	Minimum Length	Maximum Length	Description	Request	Response
<PAN>	AN	1	9	Card Number. Unique card identifier.	Omit	Mandatory
<CRDCURRCODE>	AN	3	3	3-letter ISO currency code for the account billing currency.	Omit	Mandatory
<CRDPRODUCT>	AN	1	50	The identifier of the card product, or Product ID , within GPS. For details, check with your Implementation Manager.	Omit	Mandatory
<CUSTCODE>	AN	1	50	Customer account number. Mandatory in the response if present. Also displayed in Smart Client as <i>Customer Reference</i> .	Omit	Conditional
<PRIMARY>	AN	1	1	Indicates if the card is the Primary card. Default value 'Y'.	Omit	Mandatory
<PROGRAMID>	AN	1	50	The ID of the Program this card belongs to.	Omit	Mandatory
<STATCODE>	AN	2	2	The status code of the card. See Status Codes .	Omit	Mandatory
<EXPDATE>	AN	10	10	Expiry date of the card in YYYY-MM-DD format.	Omit	Mandatory

ACCOUNT Description

Tag	Type	Minimum Length	Maximum Length	Description	Request	Response
<ACCNO>	AN	1	9	Account number.	Omit	Mandatory
<ACCTYPE>	AN	2	2	Type of card account. See Account Types .	Omit	Mandatory
<CURRCODE>	AN	3	3	3-letter ISO currency code for the account billing currency.	Omit	Mandatory
<FINAMT>	D	1	20	Balance of the account, excluding blocked amount.	Omit	Mandatory
<BLKAMT>	D	1	20	Amount of funds blocked on the card account as a result of all outstanding authorisations.	Omit	Mandatory
<AMTAVL>	D	1	20	Balance of the card account. This includes all financials and outstanding authorisations.	Omit	Mandatory

Request

```
<soapenv:Envelope xmlns:soapenv="http://schemas.xmlsoap.org/soap/envelope/" xmlns:hyp="http://www.globalprocessing.ae/HyperionWeb">
  <soapenv:Header>
    <hyp:AuthSoapHeader>
      <hyp:strUserName>*****</hyp:strUserName>
      <hyp:strPassword>*****</hyp:strPassword>
    </hyp:AuthSoapHeader>
  </soapenv:Header>
</soapenv:Envelope>
```



```

</hyp:AuthSoapHeader>
</soapenv:Header>
<soapenv:Body>
  <hyp:Ws_CreateWallet>
    <hyp:WSID>1234</hyp:WSID>
    <hyp:IssCode>ABCD</hyp:IssCode>
    <hyp:TxnCode>10</hyp:TxnCode>
    <hyp:ClientCode></hyp:ClientCode>
    <hyp>Title>Mr</hyp>Title>
    <hyp:LastName>Lastname</hyp:LastName>
    <hyp:FirstName>Firstname</hyp:FirstName>
    <hyp:Addr1>Office 13, Telfords Yard</hyp:Addr1>
    <hyp:Addr2>6-8 The Highway, Wapping </hyp:Addr2>
    <hyp:City>London</hyp:City>
    <hyp:PostCode>E1W 2BS</hyp:PostCode>
    <hyp:Country>826</hyp:Country>
    <hyp:Mobile></hyp:Mobile>
    <hyp:CardDesign>123</hyp:CardDesign>
    <hyp:DOB></hyp:DOB>
    <hyp:LocDate>2013-01-01</hyp:LocDate>
    <hyp:LocTime>120000</hyp:LocTime>
    <hyp:TerminalID></hyp:TerminalID>
    <hyp:LoadValue>10</hyp:LoadValue>
    <hyp:CurCode>GBP</hyp:CurCode>
    <hyp:Reason></hyp:Reason>
    <hyp:AccCode>123456</hyp:AccCode>
    <hyp:ItemSrc>2</hyp:ItemSrc>
    <hyp:LoadFundsType>4</hyp:LoadFundsType>
    <hyp:LoadSrc>10</hyp:LoadSrc>
    <hyp:LoadFee>0.0</hyp:LoadFee>
    <hyp:LoadedBy>Admin</hyp:LoadedBy>
    <hyp>CreateImage>1</hyp>CreateImage>
    <hyp>CreateType>1</hyp>CreateType>
    <hyp:CustAccount></hyp:CustAccount>
    <hyp:ActivateNow>0</hyp:ActivateNow>
    <hyp:ExpDate></hyp:ExpDate>
    <hyp:CardName>GIFT CARD</hyp:CardName>
    <hyp:LimitsGroup>DF - 01</hyp:LimitsGroup>
    <hyp:MCCGroup></hyp:MCCGroup>
    <hyp:PERMSGroup></hyp:PERMSGroup>
    <hyp:ProductRef></hyp:ProductRef>
    <hyp:CarrierType></hyp:CarrierType>
    <hyp:Fulfil1></hyp:Fulfil1>
    <hyp:Fulfil2></hyp:Fulfil2>
    <hyp:DelvMethod>0</hyp:DelvMethod>
    <hyp:ThermalLine1></hyp:ThermalLine1>
    <hyp:ThermalLine2></hyp:ThermalLine2>
    <hyp:EmbossLine4></hyp:EmbossLine4>
    <hyp:ImageId></hyp:ImageId>
    <hyp:LogoFrontId></hyp:LogoFrontId>
    <hyp:LogoBackId></hyp:LogoBackId>
    <hyp:Replacement>0</hyp:Replacement>
    <hyp:FeeGroup></hyp:FeeGroup>
    <hyp:PrimaryToken></hyp:PrimaryToken>
    <hyp:Delv_AdrL1></hyp:Delv_AdrL1>
    <hyp:Delv_AdrL2></hyp:Delv_AdrL2>
    <hyp:Delv_AdrL3></hyp:Delv_AdrL3>
    <hyp:Delv_City></hyp:Delv_City>
    <hyp:Delv_County></hyp:Delv_County>
    <hyp:Delv_PostCode></hyp:Delv_PostCode>
    <hyp:Delv_Country></hyp:Delv_Country>
    <hyp:Sms_Required></hyp:Sms_Required>
    <hyp:SchedFeeGroup></hyp:SchedFeeGroup>
    <hyp:WSFeeGroup></hyp:WSFeeGroup>
    <hyp:CardManufacturer></hyp:CardManufacturer>
    <hyp:CoBrand></hyp:CoBrand>
    <hyp:PublicToken></hyp:PublicToken>
    <hyp:ExternalAuth></hyp:ExternalAuth>
    <hyp:FeeWaiver></hyp:FeeWaiver>
    <hyp:BlackList>BLACKLIST</hyp:BlackList>
    <hyp:WhiteList></hyp:WhiteList>
    <hyp:PaymentTokenUsageGroup></hyp:PaymentTokenUsageGroup>
    <hyp:VirtualCardImage></hyp:VirtualCardImage>
    <hyp:ImageSize></hyp:ImageSize>
  </hyp:Ws_CreateWallet>
</soapenv:Body>
</soapenv:Envelope>

```

Response

```

<soap:Envelope xmlns:soap="http://schemas.xmlsoap.org/soap/envelope/" xmlns:xsi="http://www.w3.org/2001/XMLSchema-instance" xmlns:xsd="http://www.w3.org/2001/XMLSchema">
  <soap:Body>
    <Ws_CreateWalletResponse xmlns="http://www.globalprocessing.ae/HyperionWeb">
      <Ws_CreateWalletResult>
        <WSID>1234</WSID>
        <IssCode>ABCD</IssCode>
        <TxnCode>10</TxnCode>
        <PublicToken>123456789</PublicToken>
        <LocDate>2014-02-04</LocDate>
        <LocTime>130700</LocTime>
        <ItemID>0</ItemID>
        <ClientCode>0</ClientCode>
        <SysDate>2014-08-29</SysDate>
        <ActionCode>000</ActionCode>
        <LoadValue>0</LoadValue>
        <IsLive>false</IsLive>
      </Ws_CreateWalletResult>
    </Ws_CreateWalletResponse>
  </soap:Body>
</soap:Envelope>

```

```

<StartDate>08/14</StartDate>
<ExpDate>08/17</ExpDate>
<CVV>076</CVV>
<MaskedPAN>123456*****7890</MaskedPAN>
<EWALLET>
  <EWALLET xmlns="">
    <IDENTITY>9876543212345678</IDENTITY>
    <CARDS>
      <CARD>
        <PAN>9876543212345678</PAN>
        <CRDCURRCODE>GBP</CRDCURRCODE>
        <CRDPRODUCT>MCRD</CRDPRODUCT>
        <CUSTCODE/>
        <PRIMARY>Y</PRIMARY>
        <PROGRAMID>PRG123</PROGRAMID>
        <STATCODE>00</STATCODE>
        <EXPDATE>2017-08-31</EXPDATE>
      </CARD>
    </CARDS>
    <ACCOUNTS>
      <ACCOUNT>
        <ACCNO>9876543212345676</ACCNO>
        <ACCTYPE>01</ACCTYPE>
        <CURRCODE>EUR</CURRCODE>
        <FINAMT>0.00</FINAMT>
        <BLKAMT>0.00</BLKAMT>
        <AMTAVL>0.00</AMTAVL>
      </ACCOUNT>
      <ACCOUNT>
        <ACCNO>9876543212345677</ACCNO>
        <ACCTYPE>01</ACCTYPE>
        <CURRCODE>USD</CURRCODE>
        <FINAMT>0.00</FINAMT>
        <BLKAMT>0.00</BLKAMT>
        <AMTAVL>0.00</AMTAVL>
      </ACCOUNT>
      <ACCOUNT>
        <ACCNO>9876543212345678</ACCNO>
        <ACCTYPE>01</ACCTYPE>
        <CURRCODE>GBP</CURRCODE>
        <FINAMT>0.00</FINAMT>
        <BLKAMT>0.00</BLKAMT>
        <AMTAVL>0.00</AMTAVL>
      </ACCOUNT>
    </ACCOUNTS>
  </EWALLET>
</EWALLET>
</Ws_CreateWalletResult>
</Ws_CreateWalletResponse>
</soap:Body>
</soap:Envelope>

```

Regenerate the Wallet

API: [ws_RegenerateWallet](#)

This web service can be used to regenerate an MFX card. You can select whether to create a new physical linked card, regenerate the image for the virtual card or return the CVV.

Record Description

Tag	Type	Minimum Length	Maximum Length	Description	Request	Response
<WSID>	N	1	19	Web service ID. Unique for every request.	Mandatory	Mandatory
<IssCode>	AN	1	4	GPS Issuer (Program Manager) Code. Assigned by GPS.	Mandatory	Mandatory
<PAN>	AN	16	19	Card Number. Mandatory if <PublicToken> is not provided. Mandatory in response. Card number is displayed as masked (e.g., 675926*****1234). If you are PCI compliant, the full PAN can be returned. Check with your Implementation Manager.	Conditional	Mandatory
<PublicToken>	AN	1	9	The card's public token. Mandatory in request if <PAN> is not present. Mandatory in the response.	Conditional	Mandatory
<RegenType>	N	1	1	The type of card regeneration: 0 = only return the CVV. 1 = regenerate the physical card if its status is <i>Lost</i> or <i>Stolen</i> (for other card status, this regenerates the card image). 2 = only regenerate the card image.	Mandatory	Omit
<Sms_Required>	N	1	1	Whether an SMS is sent to the cardholder with the card's CVV. 1 = yes; 0 = No. The default is '1'. The SMS is configurable.	Mandatory	Omit
<Sms_Content>	N	1	1	Reserved for future use; set to 0.	Mandatory	Omit
<CVV>	AN	3	3	Card Verification Value, the 3-digit code printed on the back of the card.	Omit	Mandatory
<ActionCode>	AN	3	3	The action code for the response. See Action Codes .	Omit	Mandatory
<Image>	Base64 Binary			PGP-encrypted image of the card. Is only returned if a PGP key has been shared and configured.	Omit	Conditional
<ExternalRef>	AN	1	30	Enables you to add your own external customer reference.	Optional	Omit
<TerminalID>	AN	1	15	Point of Sale (POS) or other terminal identifier, such as a hostname.	Optional	Omit
<MailOrSMS>	AN	1	1	The cardholder's preferred contact method. 0 = SMS; 1 = email. 2 = SMS and email. Default value is '0'.	Optional	Omit
<FeeWaiver>	N	1	1	Indicates whether to waive any web service fee set up on the system: 0 = No, 1=Yes. Default is 0.	Optional	Omit
<ImageSize>	N	1	1	The size of the virtual image: 1 = 100%; 2 = 200%; 3 = 300%; 4 = 400%; 5 = 500%. Default is 1.	Optional	Omit

EWALLET Description

Tag	Type	Minimum Length	Maximum Length	Description	Request	Response
<IDENTITY>	AN	1	9	The GPS 16-digit public token. Mandatory in the response.	Omit	Mandatory
<CARDS>				An array of cards. See CARD Description below.	Omit	Mandatory
<ACCOUNTS>				An array of accounts. See ACCOUNT Description below; may occur multiple times.	Omit	Mandatory

CARD Description

Tag	Type	Minimum Length	Maximum Length	Description	Request	Response
<PAN>	AN	1	9	Card Number. Unique card identifier.	Omit	Mandatory
<CRDCURRCODE>	AN	3	3	3-letter ISO currency code for the account billing currency.	Omit	Mandatory
<CRDPRODUCT>	AN	1	50	The identifier of the card product, or Product ID , within	Omit	Mandatory

Tag	Type	Minimum Length	Maximum Length	Description	Request	Response
				GPS. For details, check with your Implementation Manager.		
<CUSTCODE>	AN	1	50	Customer account number. Mandatory in the response if present. Also displayed in Smart Client as <i>Customer Reference</i> .	Omit	Conditional
<PRIMARY>	AN	1	1	Indicates if the card is the Primary card. Default value 'Y'.	Omit	Mandatory
<PROGRAMID>	AN	1	50	The ID of the Program this card belongs to.	Omit	Mandatory
<STATCODE>	AN	2	2	The status code of the card. See Status Codes .	Omit	Mandatory
<EXPDATE>	AN	10	10	Expiry date of the card in YYYY-MM-DD format.	Omit	Mandatory

ACCOUNT Description

Tag	Type	Minimum Length	Maximum Length	Description	Request	Response
<ACCNO>	AN	1	9	Account number of the card.	Omit	Mandatory
<ACCTYPE>	AN	2	2	Type of card account. See Account Types .	Omit	Mandatory
<CURRCODE>	AN	3	3	3-letter ISO currency code for the currency (e.g. EUR).	Omit	Mandatory
<FINAMT>	D	1	20	Balance of the account, excluding blocked amount.	Omit	Mandatory
<BLKAMT>	D	1	20	Amount of funds blocked on the card account as a result of all outstanding authorisations.	Omit	Mandatory
<AMTAVL>	D	1	20	Balance of the card account. This includes all financials and outstanding authorisations.	Omit	Mandatory

Request

```
<soapenv:Envelope xmlns:soapenv="http://schemas.xmlsoap.org/soap/envelope/" xmlns:hyp="http://www.globalprocessing.ae/HyperionWeb">
  <soapenv:Header>
    <hyp:AuthSoapHeader>
      <hyp:strUserName>*****</hyp:strUserName>
      <hyp:strPassword>*****</hyp:strPassword>
    </hyp:AuthSoapHeader>
  </soapenv:Header>
  <soapenv:Body>
    <hyp:Ws_RegenerateWallet>
      <hyp:WSID>1234</hyp:WSID>
      <hyp:IssCode>ABCD</hyp:IssCode>
      <hyp:PAN></hyp:PAN>
      <hyp:PublicKey>123456789</hyp:PublicKey>
      <hyp:RegenType>1</hyp:RegenType>
      <hyp:Sms_Required>0</hyp:Sms_Required>
      <hyp:Sms_Content>0</hyp:Sms_Content>
      <hyp:ExternalRef>ABCD001</hyp:ExternalRef>
      <hyp:TerminalID>POS-TEST</hyp:TerminalID>
      <hyp:MailOrSMS>0</hyp:MailOrSMS>
      <hyp:FeeWaiver>0</hyp:FeeWaiver>
      <hyp:ImageSize>1</hyp:ImageSize>
    </hyp:Ws_RegenerateWallet>
  </soapenv:Body>
</soapenv:Envelope>
```

Response

```
<soap:Envelope xmlns:soap="http://schemas.xmlsoap.org/soap/envelope/" xmlns:xsi="http://www.w3.org/2001/XMLSchema-instance" xmlns:xsd="http://www.w3.org/2001/XMLSchema">
  <soap:Body>
    <Ws_RegenerateWalletResponse xmlns="http://www.globalprocessing.ae/HyperionWeb">
      <Ws_RegenerateWalletResult>
        <WSID>1234</WSID>
        <IssCode>ABCD</IssCode>
        <PAN/>
        <PublicKey>123456789</PublicKey>
        <ActionCode>000</ActionCode>
        <CVV>123</CVV>
      </Ws_RegenerateWalletResult>
    </Ws_RegenerateWalletResponse>
  </soap:Body>
</soap:Envelope>
```

Wallet Bulk Create

API: [Ws_BulkWalletCreation](#)

This web service creates a bulk number of wallets in a single request. It takes an XML document as its input parameter with the information needed to create wallets. It produces another XML document with the list of newly created wallets as a response.

Note: Tags marked as optional do not need to be supplied.

Record Description

Tag	Type	Minimum Length	Maximum Length	Description	Request	Response
<Isscode>	AN	1	4	GPS Issuer (Program Manager) Code. Assigned by GPS.	Mandatory	Omit
<Req>	XML	1	1024	XML document that contains the details of the cards to be created. Such as the customer details and the card design. See XML File Record Description below.	Mandatory	Omit
<WalletCreated>	N	1	5	Number of wallets created.	Omit	Mandatory
<WalletNotCreated>	N	1	5	Number of wallets failed to create.	Omit	Mandatory
<RequestWithError>	AN	1	100	Details of the request which caused the error in card creation. It is mandatory when an error occur in card creation.	Omit	Conditional
<ActionCode>	AN	3	3	The action code for the response	Omit	Mandatory
<Wallets>	-	-	-	Returns an array of Wallets. See Wallets Description below. Can occur multiple times within the message.	Omit	Optional

Wallets Description

Tag	Type	Minimum Length	Maximum Length	Description	Request	Response
<IssCode>	AN	1	4	GPS Issuer (Program Manager) Code. Assigned by GPS.	Omit	Mandatory
<PublicKey>	AN	1	9	The card's public token. Mandatory in the response.	Omit	Mandatory
<ExternalRef>	AN	1	30	Enables you to add your own external customer reference.	Omit	Conditional
<ItemId>	AN	1	20	The unique item ID returned for this request.	Omit	Mandatory
<ClientCode>	AN	1	64	User ID of the customer using the service. Only applicable to systems using member logins. Returned in the response if present in the request. Note: Legacy field. Not used.	Omit	Conditional
<SysDate>	YYYY-MM-DD	10	10	The system processing date.	Omit	Mandatory
<ActionCode>	AN	3	3	The action code for the response. See Action Codes .	Omit	Mandatory
<LoadValue>	D	1	20	Load value to put on the card. If no load value is required, specify 0.	Omit	Mandatory
<IsLive>	N	1	1	Specifies whether the card is active or not. 1 or True = Active; 0 or False = Not Active.	Omit	Mandatory
<StartDate>	AN	5	5	Start date printed on the card in the format <i>MM/YY</i> .	Omit	Mandatory
<EndDate>	AN	5	5	Physical end date printed on the card in the format <i>MM/YY</i> .	Omit	Mandatory
<ExpDate>	MM/YY	5	10	Card expiry date. If left blank, updates with the default expiry date, based on the Card Scheme's validity period in months, otherwise updates with the input value. This also applies to replacement cards. The actual physical expiry is returned in <i>MM/YY</i> format.	Omit	Mandatory
<CVV>	AN	3	3	Card Verification Value, the 3-digit code printed on the back of the card.	Omit	Mandatory
<MaskedPAN>	AN	16	19	Card number displayed as masked (e.g., 675926*****1234). Note. The full PAN can be returned if you are PCI DSS compliant. Contact your Implementation Manager.	Omit	Mandatory

Tag	Type	Minimum Length	Maximum Length	Description	Request	Response
<EWALLET>	-	-	-	An array of eWallets.		

eWallet Response

Tag	Type	Minimum Length	Maximum Length	Description	Request	Response
<IDENTITY>	AN	1	9	The GPS 16-digit public token. Mandatory in the response.	Omit	Mandatory
<CARD>				See CARD Description below	Omit	Mandatory
<ACCOUNT>				See ACCOUNT Description below. May occur multiple times.	Omit	Mandatory

ACCOUNT Description

Tag	Type	Minimum Length	Maximum Length	Description	Request	Response
<ACCNO>	AN	1	9	Account number.	Omit	Mandatory
<ACCTYPE>	AN	2	2	Type of card account. See Account Types .	Omit	Mandatory
<CURCODE>	AN	3	3	3-letter ISO currency code for the account billing currency.	Omit	Mandatory
<FINAMT>	D	1	20	Balance of the account, excluding blocked amount.	Omit	Mandatory
<BLKAMT>	D	1	20	Amount of funds blocked on the card account as a result of all outstanding authorisations.	Omit	Mandatory
<AMTAVL>	D	1	20	Balance of the card account. This includes all financials and outstanding authorisations.	Omit	Mandatory

CARD Description

Tag	Type	Minimum Length	Maximum Length	Description	Request	Response
<PAN>	AN	1	9	Plastic card's PAN	Omit	Mandatory
<PRIMARY>	AN	1	1	Primary indicator - Default value "Y"	Omit	Mandatory
<CRDPRODUCT>	AN	1	50	Product type	Omit	Mandatory
<PROGRAMID>	AN	1	50	Card's program id	Omit	Mandatory
<CUSTACCOUNT>	AN	1	50	Customer account number. Mandatory in the response if present.	Omit	Conditional
<STATCODE>	AN	2	2	Card's status	Omit	Mandatory

XML File Record Description

Tag	Type	Minimum Length	Maximum Length	Description	Request
<ClientCode>	AN	1	64	User ID of the customer using the service. Only applicable to systems using member logins. Returned in the response if present in the request. Note: Legacy field. Not used.	Optional
<Title>	AN	1	4	Cardholder's title. Also used as the card purchaser's title if no delivery address is supplied.	Optional
<LastName>	AN	1	20	Cardholder's last name. If no delivery address is supplied it is also assumed to be the card purchaser's last name.	Conditional
<FirstName>	AN	1	20	Cardholder's first name. If no delivery address is supplied it is also assumed to be the card purchaser's first name Mandatory if <lastName> is present.	Conditional
<Addr1>	AN	1	50	Cardholder's address line 1. Also used as the card purchaser's address line 1 if no delivery address is supplied. Mandatory if 'Address' fields are specified.	Conditional
<Addr2>	AN	1	50	Cardholder's address line 2. Also used as the card purchaser's address line 2 if no delivery address is supplied.	Optional

Tag	Type	Minimum Length	Maximum Length	Description	Request
<Addr13>	AN	1	50	Cardholder's address line 3. Also used as the card purchaser's address line 3 if no delivery address is supplied.	Optional
<City>	AN	1	20	Cardholder's home city. Also used as the card purchaser's city if no delivery address is supplied. Mandatory if <addrL1> is present, and <postcode> is not present.	Conditional
<Postcode>	AN	1	10	Cardholder's home postcode. Also used as the card purchaser's postcode if no postcode is supplied. Mandatory if <addrL1> is present, and <city> is not present. See Postcode Permitted Characters .	Conditional
<Country>	AN	1	3	Cardholder's country of residence. This is represented as a 3 digit ISO country code (e.g. 826 for UK). Mandatory if <addrL1> is present.	Conditional
<Mobile>	AN	25	25	Cardholder's mobile phone number (including dialing code if applicable). See Processing of Telephone Numbers .	Optional
<PublicToken>	AN	1	9	The card's public token. The public token of the newly-created card is always returned in the response. If a replacement card is required, specify the 9-digit public token of the original card.	Conditional
<CardDesign>	AN	1	8	The identifier of the card product, or Product ID , within GPS. For details, check with your Implementation Manager. Mandatory if not a replacement card request. Note: this is not the same field as the CrdDesign or ProductRef .	Conditional
<DOB>	YYYY-MM-DD	10	10	The cardholder's date of birth.	Optional
<LocDate>	YYYY-MM-DD	10	10	The local current date in <i>year-month-date</i> format.	Mandatory
<LocTime>	HHMMSS	6	6	The local current time, in <i>hour-minute-second</i> format.	Mandatory
<LoadValue>	D	1	20	Load value to put on the card. If no load value is required, specify 0.	Mandatory
<CurCode>	AN	3	3	3-letter ISO currency code for the currency to load (e.g. EUR). Mandatory only when specifying a LoadValue that is not zero. This must match the card's currency or the action will fail.	Conditional
<Reason>	AN	1	60	Reason for the card's status change. Overrides default of 'Card Activated' that is shown in the card processor. Text is shown in the Smart Client Tracker screen.	Optional
<AccCode>	AN	0	6	Access code. If provided, must be 6 digits, leading zeroes are acceptable. Leave empty if not required.	Optional
<ItemSrc>	N	1	5	Source field to define alternate fees. Legacy field for information purposes only; see Item Source Types . Suggest using 0.	Mandatory
<LoadFundsType>	AN	1	3	Payment method used to load funds onto the card. See Load Fund Types .	Optional
<LoadSrc>	AN	1	3	The source of the load request is used to determine the fee for the load, if applicable. If omitted, defaults to 14 "Unknown". See Load Sources .	Optional
<LoadFee>	D	1	20	Fixed fee amount charged to the card purchaser for handling the card purchase and load. If no load fee is required, specify 0. The load fee does not affect the card balance. It is only reported in the XML.	Mandatory
<LoadedBy>	AN	1	30	User who loaded the card.	Optional
<CreateImage>	N	1	1	Specifies whether to create a card image. 1= yes, 0 = No. Images are returned in the <Image> response parameter, encrypted by a pre-shared PGP encryption key.	Mandatory
<CreateType>	N	1	1	This field is mandatory unless it is a replacement card request. There are four possible values: 1 = Create a virtual card. 2 = Create physical card. Also triggers the creation of a card file which is sent to the manufacturer. 3 = Create a virtual card with intention to convert it into a physical card later. 4 = Create a Master Virtual Card which is a deposit account that can be used to load other cards from.	Conditional

Tag	Type	Minimum Length	Maximum Length	Description	Request
				Note: Create type 1 also allows a virtual card to be converted to a physical card.	
<CustAccount>	AN	1	25	Cardholder account number or reference number. You can use this reference to find the cards linked to a cardholder. Also displayed in Smart Client as <i>Customer Reference</i> .	Optional
<ActivateNow>	N	1	1	Whether to activate the card. 1= Yes, 0=No. When <Quantity> is greater than 1 then creation of <Quantity> numbers of identical cards will trigger a batch process that starts within minutes of the request. If <ActivateNow> is 1 in such requests then the issued tokens are sent to the customer already activated. This parameter only applies if the request is for a new card.	Mandatory
<ExpDate>	YYYY-MM-DD	10	10	Card expiry date. If left blank, updates with the default expiry date, based on the Card Scheme's validity period in months, otherwise updates with the input value. This also applies to replacement cards. The actual physical expiry is returned in MM/YY format.	Optional
<CardName>	AN	1	27	The embossed name on the card. If present in the request then the embossed name on the card should be the given value. If it is not available and <Firstname> and <Lastname> are available then <Title> + <Firstname> + <Lastname> will be the embossed name. If all the above parameters are unavailable in the request then the default embossed name remains as the embossed name. If a replacement card is requested, the original value of the embossed name will be used if no new names are supplied. If a blank embossed name is required, then pass a single space character. See Card Name Permitted Characters .	Optional
<LimitsGroup>	AN	1	10	Group code of the Limits Group. If this parameter is not supplied and this is a new card request, then the default group for the card's product will be used. If the default group is not required, you can remove it by passing a space character ' '. Note: The Limits Group is set up and configured via Smart Client.	Optional
<MCCGroup>	AN	1	10	Group code of the MCC Group. If this parameter is not supplied and this is a new card request then the default group for the cards product is used. If the default group is not required, you can remove it by passing a space character ' '. The MCC group allows the card to be linked to a list of Merchant Category Codes (MCCs) that the card is allowed to or conversely is NOT allowed to transact at. Note: The MCC Group is set up and configured via Smart Client.	Optional
<PERMSGGroup>	AN	1	10	Group code of the Usage Group. If this parameter is not supplied and this is a new card request then the default group for the cards product is used. If this parameter is not supplied and this is a new card request then the default group for the cards product will be used. If the default group is not required, you can remove it passing a space character ' '. Note: The Usage Group is set up and configured via Smart Client.	Optional
<FeeGroup>	AN	1	10	Group code of the Fee Group. If this parameter is not supplied and this is a new card request then the default group for the cards product is used. If the default group is not required, you can remove it by passing a space character ' '. Note: The Fee Group is set up and configured via Smart Client.	Optional
<SchedFeeGroup>	AN	1	10	Group code of the Scheduled Fee Group. If this parameter is not supplied and this is a new card request then the default group for the cards product will be used. If the default group is not required, it can be removed by passing a space character ' '. Note: The Scheduled Fee Group is set up and configured via Smart Client.	Optional
<WSFeeGroup>	AN	1	10	Code of the Web Service Fee Group (). If this parameter is not supplied and this is a new card request then the default group for the cards product is used. If the default group is not required, you can remove it by passing a space character ' '. WSFeeGroup allows the card to be linked to a set of web service fees that are set up on the system. Note: The Web Service Fee Group is set up and configured via Smart Client.	Optional

Tag	Type	Minimum Length	Maximum Length	Description	Request
<ProductRef>	AN	1	50	The physical card design reference as used by the Card Manufacturer. Identifies the <i>PRODUCT_REF</i> field in the XML file sent to the card manufacturer.	Optional
<CarrierType>	AN	1	30	The Carrier Product design reference as used by the Card Manufacturer. This is the letter onto which the card is attached when sent to the cardholder. Identifies the Carrier Product type of the Card Manufacturer.	Optional
<Fulfil1>	AN	1	50	Free text field which can be used for transferring extra information to the card manufacturer, for example, to be printed on the Carrier. Identifies the <i>FULFIL1</i> field in the XML file sent to the card manufacturer.	Optional
<Fulfil2>	AN	1	50	Free text field which can be used for transferring extra information to the card manufacturer, for example, to be printed on the Carrier. Identifies the <i>FULFIL2</i> field in the XML file sent to the card manufacturer.	Optional
<DelvMethod>	AN	1	1	The delivery method for the card. Options include: 0 = Standard delivery; 1 = Registered mail; 2 = Direct delivery; 3 = Customized DelvMethod 1; 4 = Customized DelvMethod 2; 5 = Customized DelvMethod 3; 6 = Customized DelvMethod 4; 7 = Customized DelvMethod 5; Default value is 0	Optional
<ThermalLine1>	AN	1	120	Free text field which can be used for transferring extra information to be printed on the card. For example, to add a customer service phone number.	Optional
<ThermalLine2>	AN	1	70	Free text field which can be used for transferring extra information to be printed on the card. For example, to add a link to your service terms and conditions.	Optional
<Lang>	AN	1	2	Two digit ISO 639-1 Language code to be used for card mailers (e.g., En = English; Fr = French). Note: the available languages depend on the card manufacturer support. Also used if bespoke SMS templates are set up.	Optional
<EmbossLine4>	AN	1	27	The card's embossed line 4 on the front of the card. Could be used for example, to add an account number or sort code.	Optional
<ImageId>	AN	1	16	Reference which identifies the card manufacturer's image file that will be printed on the face of the card.	Optional
<LogoFrontId>	AN	1	30	Reference which identifies the card manufacturer's logo file that will be printed on the face of the card.	Optional
<LogoBackId>	AN	1	30	Reference which identifies the card manufacturer's logo file that will be printed on the back of the card, if supported.	Optional
<Replacement>	N	1	1	Whether the card is a new card or a replacement. The possible values are: 0 = new card; 1 = replacement card. Needs to be agreed with the card manufacturer. Note: Do not use a value '1', which is for legacy usage only; to replace a card, we recommend you use Card Renew : <i>ws_renew_card</i> .	Mandatory
<PrimaryToken>	AN	16	19	The primary card's public token. If it is blank then the newly created card is a primary card, otherwise it is the secondary card in a primary/secondary relationship. Cannot be the token of a card that is already linked as a secondary card.	Optional
<Delv_AddrL1>	AN	1	50	Card purchaser's /delivery address line 1. Mandatory if 'Delivery Address' fields are specified.	Optional
<Delv_AddrL2>	AN	1	50	Card purchaser's/delivery address line 2.	Optional
<Delv_AddrL3>	AN	1	50	Card purchaser's /delivery address line 3.	Optional
<Delv_City>	AN	1	20	Card purchaser's /delivery address delivery city. Mandatory if <Delv_AddrL1> is present, and <Delv_PostCode> is not present.	Optional
<Delv_Postcode>	AN	1	10	Card purchaser's /delivery address postcode. Mandatory if <Delv_AddrL1>	Optional

Tag	Type	Minimum Length	Maximum Length	Description	Request
				is present, and <Delv_City> is not present. See Postcode Permitted Characters .	
<Delv_County>	AN	1	20	Card purchaser's /delivery address county.	Optional
<Delv_Country>	AN	1	3	Card purchaser's /delivery address country 3-digit ISO country code (e.g., 826 for UK). Mandatory if <Delv_AddrL1> is present.	Optional
<Delv_Code>	AN	1	12	The delivery code for the card. If specified, the card manufacturer sends all cards with the same delivery code to the specified delivery address.	Optional
<Sms_Required>	AN	1	1	Whether an SMS is sent to the cardholder with the card's CVV. 1 = yes; 0 = No. The default is '1'. The SMS is configurable.	Optional
<CardManufacturer>	AN	1	10	The manufacturer to send the card generation request to. For example: <i>TCT, AllPay, GNC, Gemalto, Nitecrest</i> and <i>Exceet</i> . For a full list, see Card Manufacturers . If omitted, the default for the Card Scheme will be used.	Optional
<CoBrand>	AN	1	6	The Co-Brand code for the card. If supplied it will replace the <i>PROGRAMID</i> field in the <i>Balance XML</i> file.	Optional
<ExternalAuth>	AN	1	1	External Authorisation flag. Possible values are: 0 = Do not set External Authorisation on; 1 = Set External Authorisation. Empty value defaults to 0. Note: For legacy use only. Not applicable if using EHI.	Omit
<FeeWaiver>	N	1	1	Indicates whether to waive any web service fee set up on the system: 0 = No, 1=Yes. Default is 0.	Optional
<BlackList>	AN	1	10	Group code of the card acceptor Blacklist. See Card Acceptor Blacklist .	Optional
<WhiteList>	AN	1	10	Group code of the card acceptor Whitelist. See Card Acceptor Whitelist .	Optional
<PaymentTokenUsageGroup>	AN	1	10	Payment token usage group code (for details, check with your Implementation Manager). This is a numeric value; only digits 0-9 are valid. Leave empty if no usage group is required.	Optional
<VirtualCardImage>	AN	1	16	The Image ID for the virtual image for the new card. Image IDs are set up in Smart Client in the Image Master and Virtual Card Images screens. Note. you do not provide an image ID, the default virtual card image for the product is used.	Optional
<ImageSize>	N	1	1	The size of the virtual image: 1 = 100%; 2 = 200%; 3 = 300%; 4 = 400%; 5 = 500%. Default is 1.	Optional

Request

```
<soapenv:Envelope xmlns:soapenv="http://schemas.xmlsoap.org/soap/envelope/" xmlns:hyp="http://www.globalprocessing.ae/HyperionWeb">
  <soapenv:Header>
    <hyp:AuthSoapHeader>
      <hyp:strUserName>*****</hyp:strUserName>
      <hyp:strPassword>*****</hyp:strPassword>
    </hyp:AuthSoapHeader>
  </soapenv:Header>
  <soapenv:Body>
    <hyp:Ws_BulkWalletCreation>
      <hyp:IssCode>ABCD</hyp:IssCode>
      <hyp:Req>
        <WALLETREQ>
          <WALLET>
            <ClientCode>[User Id]</ClientCode>
            <Title>[Card holder's Title]</Title>
            <LastName>[Last name]</LastName>
            <FirstName>[First name]</FirstName>
            <Addr1>[Address Line 1]</Addr1>
            <Addr2>[Address Line 2]</Addr2>
            <City>[City]</City>
            <PostCode>[Postcode]</PostCode>
            <Country>[Numeric Country code]</Country>
            <Mobile>[Card holder's Mobile number]</Mobile>
            <CardDesign>[Numeric Card Design Code]</CardDesign>
            <ExternalRef>[External Reference Number of the card]</ExternalRef>
            <DOB>[Card Holder's date of birth]</DOB>
            <TerminalID>[Identification number of the card terminal]</TerminalID>
            <LoadValue>[Amount load to the card]</LoadValue>
            <CurCode>[Alphabetic currency code]</CurCode>
            <Reason>[Notes]</Reason>
            <AccCode>[6 digit passcode]</AccCode>
            <ItemSrc>[Item source]</ItemSrc>
            <LoadFundsType>[Load fund type]</LoadFundsType>
          </WALLET>
        </WALLETREQ>
      </hyp:Req>
    </hyp:Ws_BulkWalletCreation>
  </soapenv:Body>
</soapenv:Envelope>
```

```

<LoadSrc>[Load source]</LoadSrc>
<LoadFee>[Load fee]</LoadFee>
<LoadedBy>[User who load the card]</LoadedBy>
<CreateImage>[Numeric code for image creation]</CreateImage>
<CreateType>[Type of the card Virtual/Physical]</CreateType>
<CustAccount>[Customer account number]</CustAccount>
<ActivateOrNot>[Parameter to specify the card is activate or not 1/0]</ActivateOrNot>
<ExpDate>[Cards expiry date]</ExpDate>
<CardName>[Card's Emboss name]</CardName>
<LimitsGroup>[Group code of the group limit]</LimitsGroup>
<MCCGroup>[Group code of the MCC group]</MCCGroup>
<PERMSGGroup>[Group code of the Usage group]</ PERMSGGroup>
  <ProductRef>[Product reference code]</ProductRef>
  <CarrierType>[Carrier Type]</CarrierType>
  <Fulfil1>[FULFIL1]</Fulfil1>
  <Fulfil2>[FULFIL2]</Fulfil2>
  <DelvMethod>[Delivery method]</DelvMethod>
  <ThermalLine1>[Thermal line 1]</ThermalLine1>
  <ThermalLine2>[Thermal line 2]</ThermalLine2>
  <EmbossLine4>[Emboss line 4]</EmbossLine4>
  <ImageId>[Image file id]</ImageId>
  <LogoFrontId>[Front logo id]</LogoFrontId>
  <LogoBackId>[Back logo id]</LogoBackId>
  <Replacement>[Replacement flag]</Replacement>
<FeeGroup>[Group code of fee group]</FeeGroup>
<PrimaryToken>[Public token of primary card]</PrimaryToken>
<Delv_AddrL1>[Delivery Address Line 1]</Delv_AddrL1>
<Delv_AddrL2>[Delivery Address Line 2]</Delv_AddrL2>
<Delv_AddrL3>[Delivery Address Line 3]</Delv_AddrL3>
<Delv_City>[Delivery City]</Delv_City>
<Delv_PostCode> [Delivery Postcode]</Delv_PostCode>
<Delv_County>[Delivery County]</Delv_County>
<Delv_Country>[Delivery Country]</Delv_Country>
<Sms_Required>[SMS Required(1/0)]</ Sms_Required >
<SchedFeeGroup>[Group code of schedule or recurring fee]</ SchedFeeGroup>
<WSFeeGroup>[Group code of web service fee]</ WSFeeGroup>
<CardManufacturer>[Card manufacturer code]</ CardManufacturer>
<CoBrand>[Cobrand]</ CoBrand>
<BlackList>[Card acceptor black list]</BlackList>
<WhiteList>[Card acceptor white list]</WhiteList>
<PaymentTokenUsageGroup>[Payment Token Usage Id - Numeric]</PaymentTokenUsageGroup>
  </WALLET>
  <WALLET>
    <ClientCode>[User Id]</ClientCode>
    <Title>[Card holder's Title]</Title>
    <LastName>[Last name]</LastName>
    <FirstName>[First name]</FirstName>
    <Addr1>[Address Line 1]</Addr1>
    <Addr2>[Address Line 2]</Addr2>
    <City>[City]</City>
    <PostCode>[Postcode]</PostCode>
    <Country>[Numeric Country code]</Country>
    <Mobile>[Card holder's Mobile number]</Mobile>
    <CardDesign>[Numeric Card Dedign Code]</CardDesign>
    <ExternalRef>[External Reference Number of the card]</ExternalRef>
    <DOB>[Card Holder's date of birth]</DOB>
    <TerminalID>[Identification number of the card terminal]</TerminalID>
    <LoadValue>[Amount load to the card]</LoadValue>
    <CurCode>[Alphabetic currency code]</CurCode>
    <Reason>[Notes]</Reason>
    <AccCode>[6 digit passcode]</AccCode>
    <ItemSrc>[Item source]</ItemSrc>
    <LoadFundsType>[Load fund type]</LoadFundsType>
    <LoadSrc>[Load source]</LoadSrc>
    <LoadFee>[Load fee]</LoadFee>
    <LoadedBy>[User who load the card]</LoadedBy>
    <CreateImage>[Numeric code for image creation]</CreateImage>
    <CreateType>[Type of the card Virtual/Physical]</CreateType>
    <CustAccount>[Customer account number]</CustAccount>
    <ActivateOrNot>[Parameter to specify the card is activate or not 1/0]</ActivateOrNot>
    <ExpDate>[Cards expiry date]</ExpDate>
    <CardName>[Card's Emboss name]</CardName>
    <LimitsGroup>[Group code of the group limit]</LimitsGroup>
    <MCCGroup>[Group code of the MCC group]</MCCGroup>
    <PERMSGGroup>[Group code of the Usage group]</ PERMSGGroup>
      <ProductRef>[Product reference code]</ProductRef>
      <CarrierType>[Carrier Type]</CarrierType>
      <Fulfil1>[FULFIL1]</Fulfil1>
      <Fulfil2>[FULFIL2]</Fulfil2>
      <DelvMethod>[Delivery method]</DelvMethod>
      <ThermalLine1>[Thermal line 1]</ThermalLine1>
      <ThermalLine2>[Thermal line 2]</ThermalLine2>
      <EmbossLine4>[Emboss line 4]</EmbossLine4>
      <ImageId>[Image file id]</ImageId>
      <LogoFrontId>[Front logo id]</LogoFrontId>
      <LogoBackId>[Back logo id]</LogoBackId>
      <Replacement>[Replacement flag]</Replacement>
    <FeeGroup>[Group code of fee group]</FeeGroup>
    <PrimaryToken>[Public token of primary card]</PrimaryToken>
    <Delv_AddrL1>[Delivery Address Line 1]</Delv_AddrL1>
    <Delv_AddrL2>[Delivery Address Line 2]</Delv_AddrL2>
  <Delv_AddrL3>[Delivery Address Line 3]</Delv_AddrL3>
    <Delv_City>[Delivery City]</Delv_City>
  <Delv_PostCode> [Delivery Postcode]</Delv_PostCode>
  <Delv_County>[Delivery County]</Delv_County>
  <Delv_Country>[Delivery Country]</Delv_Country>
    <Sms_Required>[SMS Required(1/0)]</ Sms_Required >
  <SchedFeeGroup>[Group code of schedule or recurring fee]</ SchedFeeGroup>
  <WSFeeGroup>[Group code of web service fee]</ WSFeeGroup>

```

```

<CardManufacturer>[Card manufacturer code]</ CardManufacturer>
<CoBrand>[Cobrand]</ CoBrand>
<BlackList>[Card acceptor black list]</BlackList>
<WhiteList>[Card acceptor white list]</WhiteList>
<PaymentTokenUsageGroup>[Payment Token Usage Id - Numeric]</PaymentTokenUsageGroup>
  </WALLET>
</WALLETREQ>
</hyp:Req>
</hyp:Ws_BulkWalletCreation>
</soapenv:Body>
</soapenv:Envelope>

```

Response

```

<soap:Envelope xmlns:soap="http://schemas.xmlsoap.org/soap/envelope/" xmlns:xsi="http://www.w3.org/2001/XMLSchema-instance" xmlns:xsd="http://www.w3.org/2001/XMLSchema">
  <soap:Body>
    <Ws_BulkWalletCreationResponse xmlns="http://www.globalprocessing.ae/HyperionWeb">
      <Ws_BulkWalletCreationResult>
        <WalletCreated>2</WalletCreated>
        <WalletNotCreated>0</WalletNotCreated>
        <ActionCode>000</ActionCode>
        <RequestWithError/>
        <Wallets>
          <Wallets xmlns="">
            <Wallet>
              <IssCode>ABCD</IssCode>
              <PublicToken>123456789</PublicToken>
              <ItemID>123456</ItemID>
              <ClientCode>0</ClientCode>
              <SysDate>2014-09-01</SysDate>
              <ActionCode>000</ActionCode>
              <LoadValue>10</LoadValue>
              <IsLive>false</IsLive>
              <StartDate>09/14</StartDate>
              <ExpDate>09/17</ExpDate>
              <CVV>130</CVV>
              <MaskedPAN>987654*****3210</MaskedPAN>
              <EWALLET>
                <IDENTITY>9876543210123456</IDENTITY>
                <CARDS>
                  <CARD>
                    <PAN>9876543210123456</PAN>
                    <CRDCURRCODE>GBP</CRDCURRCODE>
                    <CRDPRODUCT>MCRD</CRDPRODUCT>
                    <CUSTCODE/>
                    <PRIMARY>Y</PRIMARY>
                    <PROGRAMID>ABCD123</PROGRAMID>
                    <STATCODE>00</STATCODE>
                    <EXPDATE>2017-09-30</EXPDATE>
                  </CARD>
                </CARDS>
                <ACCOUNTS>
                  <ACCOUNT>
                    <ACCNO>9876543210123457</ACCNO>
                    <ACCTYPE>01</ACCTYPE>
                    <CURRCODE>EUR</CURRCODE>
                    <FINAMT>0.00</FINAMT>
                    <BLKAMT>0.00</BLKAMT>
                    <AMTAVL>0.00</AMTAVL>
                  </ACCOUNT>
                  <ACCOUNT>
                    <ACCNO>9876543210123458</ACCNO>
                    <ACCTYPE>01</ACCTYPE>
                    <CURRCODE>USD</CURRCODE>
                    <FINAMT>10.00</FINAMT>
                    <BLKAMT>0.00</BLKAMT>
                    <AMTAVL>10.00</AMTAVL>
                  </ACCOUNT>
                  <ACCOUNT>
                    <ACCNO>9876543210123456</ACCNO>
                    <ACCTYPE>01</ACCTYPE>
                    <CURRCODE>GBP</CURRCODE>
                    <FINAMT>0.00</FINAMT>
                    <BLKAMT>0.00</BLKAMT>
                    <AMTAVL>0.00</AMTAVL>
                  </ACCOUNT>
                </ACCOUNTS>
              </EWALLET>
            </Wallet>
          </Wallets>
          <Wallet>
            <IssCode>ORWL</IssCode>
            <PublicToken>123456788</PublicToken>
            <ItemID>89031</ItemID>
            <ClientCode>0</ClientCode>
            <SysDate>2014-09-01</SysDate>
            <ActionCode>000</ActionCode>
            <LoadValue>10</LoadValue>
            <IsLive>false</IsLive>
            <StartDate>09/14</StartDate>
            <ExpDate>09/17</ExpDate>
            <CVV>589</CVV>
            <MaskedPAN>987654*****1230</MaskedPAN>
            <EWALLET>
              <EWALLET>

```

```

<IDENTITY>9876543210123459</IDENTITY>
<CARDS>
  <CARD>
    <PAN>9876543210123459</PAN>
    <CRDCURRCODE>GBP</CRDCURRCODE>
    <CRDPRODUCT>MCRD</CRDPRODUCT>
    <CUSTCODE/>
    <PRIMARY>Y</PRIMARY>
    <PROGRAMID>ABCD123</PROGRAMID>
    <STATCODE>00</STATCODE>
    <EXPDATE>2017-09-30</EXPDATE>
  </CARD>
</CARDS>
<ACCOUNTS>
  <ACCOUNT>
    <ACCNO>9876543210123461</ACCNO>
    <ACCTYPE>01</ACCTYPE>
    <CURRCODE>EUR</CURRCODE>
    <FINAMT>10.00</FINAMT>
    <BLKAMT>0.00</BLKAMT>
    <AMTAVL>10.00</AMTAVL>
  </ACCOUNT>
  <ACCOUNT>
    <ACCNO>9876543210123460</ACCNO>
    <ACCTYPE>01</ACCTYPE>
    <CURRCODE>USD</CURRCODE>
    <FINAMT>0.00</FINAMT>
    <BLKAMT>0.00</BLKAMT>
    <AMTAVL>0.00</AMTAVL>
  </ACCOUNT>
  <ACCOUNT>
    <ACCNO>9876543210123459</ACCNO>
    <ACCTYPE>01</ACCTYPE>
    <CURRCODE>GBP</CURRCODE>
    <FINAMT>0.00</FINAMT>
    <BLKAMT>0.00</BLKAMT>
    <AMTAVL>0.00</AMTAVL>
  </ACCOUNT>
</ACCOUNTS>
</EWALLET>
  </Wallet>
</Wallets>
</Wallets>
</Ws_BulkWalletCreationResult>
</Ws_BulkWalletCreationResponse>
</soap:Body>
</soap:Envelope>

```

Wallet Balance Enquiry

API: [Ws_Balance_Enquiry_Wallet](#)

This web service returns the current available balance on each of the currency wallets for a multi-FX card.

Record Description

Tag	Type	Minimum Length	Maximum Length	Description	Request	Response
<WSID>	N	1	19	Web service ID. Unique for every request.	Mandatory	Mandatory
<IssCode>	AN	1	4	GPS Issuer (Program Manager) Code. Assigned by GPS.	Mandatory	Mandatory
<TxnCode>	AN	1	2	The Transaction Code. See Transaction Codes . Default value is '3'.	Mandatory	Mandatory
<ClientCode>	AN	1	64	User ID of the customer using the service. Only applicable to systems using member logins. Returned in the response if present in the request. Note: Legacy field. Not used.	Conditional	Conditional
<ItemSrc>	N	1	5	Source field which defines the item source type. See Item Source Types . If used, overrides any existing fees for using this web service.	Mandatory	Omit
<AuthType>	AN	1	1	Parameter to specify how the card should be authenticated. See Authentication Methods .	Mandatory	Omit
<PAN>	AN	16	19	Card Number. Mandatory if <PublicToken> is not provided.	Conditional	Omit
<PublicToken>	AN	1	9	The card's public token. Mandatory in request if <PAN> is not present. Mandatory in the response.	Conditional	Mandatory
<DOB>	YYYY-MM-DD	10	10	Date of Birth. Mandatory if value of <AuthType> is '2' or '6'.	Conditional	Omit
<CVV>	AN	3	3	Card Verification Value, the 3-digit code printed on the back of the card. Mandatory if the value of <AuthType> is '3'.	Conditional	Omit
<AccCode>	AN	0	6	Access code or passcode, which can be used to set a code which is validated during activation (e.g. via the GPS IVR system). If provided, must be 6 digits; leading zeroes are acceptable. Mandatory if the value of <AuthType> is '4'. Leave empty if not required.	Conditional	Omit
<LastName>	AN	1	20	Cardholder's last name, used to authenticate the cardholder if the value of <AuthType> is '6'.	Conditional	Omit
<LocDate>	YYYY-MM-DD	10	10	The local current date in <i>year-month-date</i> format.	Mandatory	Mandatory
<LocTime>	HHMMSS	6	6	The local current time, in <i>hour-minute-second</i> format.	Mandatory	Mandatory
<SysDate>	YYYY-MM-DD	10	10	The system processing date.	Omit	Mandatory
<ActionCode>	AN	3	3	The action code for the response. See Action Codes .	Omit	Mandatory
<PINStatus>	N	1	1	Indicates whether the allowed number of card PIN tries has been exceeded. 0 = No; 1 = Yes.	Omit	Mandatory
<EWALLET>				See EWALLET Details below.	Omit	Mandatory

EWALLET Details

Tag	Type	Minimum Length	Maximum Length	Description	Request	Response
<IDENTITY>	AN	1	16	The GPS 16-digit public token. Mandatory in the response.	Omit	Mandatory
<CARD>				See CARD Details below.	Omit	Mandatory
<ACCOUNT>				See ACCOUNT Details below; may occur multiple times.	Omit	Mandatory

ACCOUNT Details

Tag	Type	Minimum Length	Maximum Length	Description	Request	Response
<ACCNO>	AN	1	9	Account number.	Omit	Mandatory

Tag	Type	Minimum Length	Maximum Length	Description	Request	Response
<ACCTYPE>	AN	2	2	Type of card account. See Account Types .	Omit	Mandatory
<CURRCODE>	AN	3	3	Alpha currency code of the account.	Omit	Mandatory
<FINAMT>	D	1	20	Balance of the account excluding blocked amount.	Omit	Mandatory
<BLKAMT>	D	1	20	Amount of funds blocked on the card account as a result of all outstanding authorisations.	Omit	Mandatory
<AMTAVL>	D	1	20	Balance of the card account. This includes all financials and outstanding authorisations.	Omit	Mandatory

CARD Details

Tag	Type	Minimum Length	Maximum Length	Description	Request	Response
<PAN>	AN	1	9	The GPS 16-digit public token. Mandatory in the response.	Omit	Mandatory
<CRDCURRCODE>	AN	3	3	Physical card alpha-currency code.	Omit	Mandatory
<CRDPRODUCT>	AN	1	50	Card product type: MCRD (Mastercard), VISA, MAES (Maestro).	Omit	Mandatory
<PROGRAMID>	AN	1	50	Card's program ID.	Omit	Mandatory
<CUSTCODE>	AN	1	50	Customer account number. Mandatory in the response if present.	Omit	Conditional
<PRIMARY>	AN	1	1	Indicates if the card is the Primary card. Y = Yes. N= No.	Omit	Mandatory
<STATCODE>	AN	2	2	Card's status.	Omit	Mandatory
<EXPDATE>	AN	10	10	Expiry date.	Omit	Mandatory

Request

```
<soapenv:Envelope xmlns:soapenv="http://schemas.xmlsoap.org/soap/envelope/" xmlns:hyp="http://www.globalprocessing.ae/HyperionWeb">
  <soapenv:Header>
    <hyp:AuthSoapHeader>
      <hyp:strUserName>*****</hyp:strUserName>
      <hyp:strPassword>*****</hyp:strPassword>
    </hyp:AuthSoapHeader>
  </soapenv:Header>
  <soapenv:Body>
    <hyp:Ws_Balance_Enquiry_Wallet>
      <hyp:WSID>1234</hyp:WSID>
      <hyp:IssCode>ABCD</hyp:IssCode>
      <hyp:TxnCode>3</hyp:TxnCode>
      <hyp:ClientCode></hyp:ClientCode>
      <hyp:ItemSrc>0</hyp:ItemSrc>
      <hyp:AuthType>1</hyp:AuthType>
      <hyp:PAN></hyp:PAN>
      <hyp:PublicToken>100432911</hyp:PublicToken>
      <hyp:DOB></hyp:DOB>
      <hyp:CVV></hyp:CVV>
      <hyp:AccCode></hyp:AccCode>
      <hyp:LastName></hyp:LastName>
      <hyp:LocDate>2014-09-01</hyp:LocDate>
      <hyp:LocTime>105000</hyp:LocTime>
    </hyp:Ws_Balance_Enquiry_Wallet>
  </soapenv:Body>
</soapenv:Envelope>
```

Response

```
<soap:Envelope xmlns:soap="http://schemas.xmlsoap.org/soap/envelope/" xmlns:xsi="http://www.w3.org/2001/XMLSchema-instance" xmlns:xsd="http://www.w3.org/2001/XMLSchema">
  <soap:Body>
    <Ws_Balance_Enquiry_WalletResponse xmlns="http://www.globalprocessing.ae/HyperionWeb">
      <Ws_Balance_Enquiry_WalletResult>
        <WSID>1234</WSID>
        <IssCode>ABCD</IssCode>
        <TxnCode>3</TxnCode>
        <PublicToken>123456789</PublicToken>
        <LocDate>2014-09-01</LocDate>
        <LocTime>105000</LocTime>
        <ClientCode/>
        <SysDate>2014-09-01</SysDate>
        <ActionCode>000</ActionCode>
      </Ws_Balance_Enquiry_WalletResult>
    </Ws_Balance_Enquiry_WalletResponse>
  </soap:Body>
</soap:Envelope>
```

```

<PINStatus>0</PINStatus>
<EWALLET>
  <EWALLET xmlns="">
    <IDENTITY>9876543210123456</IDENTITY>
    <CARDS>
      <CARD>
        <PAN>9876543210123456</PAN>
        <CRDCURRCODE>GBP</CRDCURRCODE>
        <CRDPRODUCT>MCRD</CRDPRODUCT>
        <CUSTCODE/>
        <PRIMARY>Y</PRIMARY>
        <PROGRAMID>ABC123</PROGRAMID>
        <STATCODE>00</STATCODE>
        <EXPDATE>2017-09-30</EXPDATE>
      </CARD>
    </CARDS>
    <ACCOUNTS>
      <ACCOUNT>
        <ACCNO>9876543210123458</ACCNO>
        <ACCTYPE>01</ACCTYPE>
        <CURRCODE>EUR</CURRCODE>
        <FINAMT>0.00</FINAMT>
        <BLKAMT>0.00</BLKAMT>
        <AMTAVL>0.00</AMTAVL>
      </ACCOUNT>
      <ACCOUNT>
        <ACCNO>9876543210123457</ACCNO>
        <ACCTYPE>01</ACCTYPE>
        <CURRCODE>USD</CURRCODE>
        <FINAMT>10.00</FINAMT>
        <BLKAMT>0.00</BLKAMT>
        <AMTAVL>10.00</AMTAVL>
      </ACCOUNT>
      <ACCOUNT>
        <ACCNO>9876543210123456</ACCNO>
        <ACCTYPE>01</ACCTYPE>
        <CURRCODE>GBP</CURRCODE>
        <FINAMT>0.00</FINAMT>
        <BLKAMT>0.00</BLKAMT>
        <AMTAVL>0.00</AMTAVL>
      </ACCOUNT>
    </ACCOUNTS>
  </EWALLET>
</EWALLET>
</Ws_Balance_Enquiry_WalletResult>
</Ws_Balance_Enquiry_WalletResponse>
</soap:Body>
</soap:Envelope>

```


Banking Services Overview

You can use the following web services to manage your Modlr Agency Banking services:

[Register a Customer for Banking](#): [Ws_Banking_CreateCustomer](#)

[Create Card with Agency Banking](#): [Ws_CreateCard_V2](#)

[Register a Customer for Banking Actions](#): [Ws_Banking_RegisterNotification](#)

[Make External Payment](#): [Ws_Banking_TransferFunds](#)

Legacy Bottomline Agency Banking Services

The web services listed below are for legacy use only with Bottomline Agency Banking, and are not available to new clients.

[Bank Account Change](#): [Ws_Banking_ChangeAccountBankingFeaturesStatus](#)

[Bank Account Check Number](#): [Ws_Banking_AccountModulusCheck](#)

[Return Sort Code and Account Number](#): [Ws_Banking_ReturnBankDetailsFromToken](#)

[Get Direct Debits](#): [Ws_Banking_GetDirectDebitInstructionsBankingEnabledCard](#)

[Get Pending Direct Debits](#): [Ws_Banking_GetPendingDirectDebits](#)

[Cancel a Direct Debit](#): [Ws_Banking_CancelDirectDebitBankingEnabledCard](#)

Register a Customer for Banking

API: [Ws_Banking_CreateCustomer](#)

For Modulr Agency Banking integrations, you must register the customer prior to calling [Ws_CreateCard_V2](#) to create the bank account. This web service enables you to register customer details without creating associated bank accounts.

Record Description

Tag	Type	Minimum Length	Maximum Length	Description	Request	Response
<WSID>	N	1	19	Web service ID. Unique for every request.	Mandatory	Mandatory
<IssCode>	AN	1	4	GPS Issuer (Program Manager) Code. Assigned by GPS.	Mandatory	Mandatory
<CardDesign>	AN	1	8	The GPS Product ID . For details, check with your Implementation Manager.	Mandatory	
<Associates>	A list of Associate			A list of associates (for business customer accounts). Must contain at least one associate. For example, this could contain the details of the company directors for a limited company, or the partners for a partnership. For details, see Associate .	Mandatory	
<DocumentInfo>	A list of DocumentInfo			A list of document information (for business customer accounts). Examples of documents could be proof of a company director's identity or address, articles of association or a partnership agreement. For details, see DocumentInfo .	Optional	
<ExpectedMonthlySpend>	N			An expected monthly spend must be included. If this is unknown, select an approximate amount.	Mandatory	
<ExternalReference>	AN	1	30	Enables you to add your own external customer reference.	Optional	
<IndustryCode>	AN			Industry code if this is a business customer. Mandatory for all <Type> except for 'INDIVIDUAL'.	Conditional	
<RegisteredAddress>	A Banking Address			The address of the company's registered office (for a business customer). For details, see RegisteredAddress .	Optional	
<TCSVersion>	N			The version of the Modulr terms and conditions that you have agreed to.	Mandatory	
<TradingAddress>	A Banking Address			Business customer trading address. Mandatory for all <Type> except for INDIVIDUAL. For details, see TradingAddress .	Conditional	
<Type>	Enum (see desc)			Type of the account to be opened. Takes values of: INDIVIDUAL, CHARITY, LLP, LPARTNRSHP, OPARTNRSHP, SOLETRADER, PLC and LLC.	Mandatory	
<Name>	AN			Customer's company name (for a business customer). You can provide alpha-numeric characters plus: ['_ ' @ , & £ \$ € ¥ = # % ' ' : ; \ / < > « » ! ' " . ? - * { } + % ()]. Mandatory for all <Type> except 'INDIVIDUAL'.	Conditional	
<CompanyRegNumber>	AN			The company registration or incorporation number for a business customer. Only applicable for companies registered with Companies House.	Optional	
<ActionCode>	N	3	3	The action code for the response. See Action Codes . If the action code is 576, full details can be found in <Messages>.	Omit	Mandatory
<Messages>	A list of BankingError			If the action code returned is 576, then full details of any Modulr errors are returned. See BankingError .	Omit	Optional
<CustomerID>	AN	10	10	Unique identifier for the newly registered customer, returned in the response. Begins with 'C'. This must be used in all subsequent web service requests relating to this customer.	Omit	Mandatory

Request

```
<soap:Envelope xmlns:xsi="http://www.w3.org/2001/XMLSchema-instance" xmlns:xsd="http://www.w3.org/2001/XMLSchema" xmlns:soap="http://schemas.xmlsoap.org/soap/envelope/">
  <soap:Header>
    <AuthSoapHeader xmlns="http://www.globalprocessing.ae/HyperionWeb">
      <strUserName>string</strUserName>
      <strPassword>string</strPassword>
    </AuthSoapHeader>
  </soap:Header>
  <soap:Body>
    <Ws_Banking_CreateCustomer xmlns="http://www.globalprocessing.ae/HyperionWeb">
      <request>
        <WSID>long</WSID>
        <IssCode>string</IssCode>
        <CardDesign>string</ CardDesign >
        <Associates>
          <Associate>
            <applicant>boolean</applicant>
            <dateOfBirth>dateTime</dateOfBirth>
            <documentInfo xsi:nil="true" />
            <email>string</email>
            <firstName>string</firstName>
            <middleName>string</middleName>
            <lastName>string</lastName>
            <ownership>int</ownership>
            <phone>string</phone>
            <type>string</type>
          </Associate>
        </Associates>
        <homeAddress>
          <addressLine1>string</addressLine1>
          <addressLine2>string</addressLine2>
          <posttown>string</posttown>
          <postCode>string</postCode>
          <country>string</country>
        </ homeAddress >
        <DocumentInfo>
          <DocumentInfo>
            <filename>string</filename>
            <filepath>string</filepath>
            <uploadDate>dateTime</uploadDate>
          </DocumentInfo>
        </DocumentInfo>
        <ExpectedMonthlySpend>decimal</ExpectedMonthlySpend>
        <ExternalReference>string</ExternalReference>
        <IndustryCode>string</IndustryCode>
        <RegisteredAddress>
          <addressLine1>string</addressLine1>
          <addressLine2>string</addressLine2>
          <posttown>string</posttown>
          <postCode>string</postCode>
          <country>string</country>
        </RegisteredAddress>
        <TCSVersion>int</TCSVersion>
        <TradingAddress>
          <addressLine1>string</addressLine1>
          <addressLine2>string</addressLine2>
          <posttown>string</posttown>
          <postCode>string</postCode>
          <country>string</country>
        </TradingAddress>
        <Type>INDIVIDUAL or CHARITY or LLP or LPARTNRSHP or OPARTNRSHP or SOLETRADER or PLC or LLC</Type>
        <Name>string</Name>
        <CompanyRegNumber>string</CompanyRegNumber>
      </request>
    </Ws_Banking_CreateCustomer>
  </soap:Body>
</soap:Envelope>
```

Response

```
<Ws_Banking_CreateCustomerResponse xmlns="http://www.globalprocessing.ae/HyperionWeb">
  <Ws_Banking_CreateCustomerResult>
    <WSID>long</WSID>
    <IssCode> string </ IssCode >
    <ActionCode>string</ActionCode>
    <CustomerID>string</CustomerID>
    <Messages>
      <BankingError>
        <field>string</field>
        <code>string</code>
        <message>string</message>
        <error>string</error>
      </BankingError>
    </Messages>
  </Ws_Banking_CreateCustomerResult>
</Ws_Banking_CreateCustomerResponse>
```

Register a Customer for Banking Actions

API: [Ws_Banking_RegisterNotification](#)

For Modulr banking integrations, once you have called [Ws_CreateCard_V2](#) to create the bank card, you need to make additional calls to enable payment notifications for payments processed on and off the card. There are a number of options, but as a minimum, you should enable both *PAYIN* and *PAYOUT* notifications (using two separate calls).

Note: ALL notifications work at a CUSTOMER level, so if a customer has more than one account, the notification will apply to all of the customer's accounts.

Record Description

Tag	Type	Minimum Length	Maximum Length	Description	Request	Response
<WSID>	N	1	19	Web service ID. Unique for every request.	Mandatory	Mandatory
<IssCode>	AN	1	4	GPS Issuer (Program Manager) Code. Assigned by GPS.	Mandatory	Mandatory
<CardDesign>	AN	1	8	The GPS Product ID . For details, check with your Implementation Manager.	Mandatory	Omit
<CustomerID>	AN	10	10	Unique Modulr identifier for the customer (returned when you used the Ws_Banking_CreateCustomer API to Register a Customer for Banking).	Mandatory	Omit
<channel>	Enum (see desc)			Specify how you want to receive notifications. Options are: <i>WEBHOOK</i> or <i>EMAIL</i> . Should be set in conjunction with <Type> .	Mandatory	Omit
<daysToRun>	A			Days on which to send the notification: <i>MONDAY</i> , <i>TUESDAY</i> , <i>WEDNESDAY</i> , <i>THURSDAY</i> , <i>FRIDAY</i> , <i>SATURDAY</i> or <i>SUNDAY</i> . You can specify multiple days. Note: applies only to the <i>EMAIL</i> notifications channel of type <i>BALANCE</i> .	Optional	Omit
<threshold>	N			Amount threshold which triggers the notification. This attribute only applies to <i>EMAIL</i> notifications channel, of type <i>PAYIN</i> or <i>PAYOUT</i> . We recommend you leave blank.	Optional	Omit
<timesToRun>	A			Times of the day when to trigger the notification. Takes values <i>AM</i> and <i>PM</i> . This attribute applies only to the <i>EMAIL</i> notifications channel, of type <i>BALANCE</i> .	Optional	Omit
<destinations>	AN			A list of email addresses where notifications are sent. This is not required for the <i>WEBHOOK</i> channel.	Optional	Omit
<type>	Enum (see desc)			Takes values: <i>ACCOUNT_STATEMENT</i> , <i>DDMANDATE</i> , <i>BALANCE</i> , <i>BALANCE_HIGH</i> , <i>BALANCE_LOW</i> , <i>PAYOUT</i> and <i>PAYIN</i> . For <i>PAYOUT</i> and <i>PAYIN</i> types, <Channel> should be set to <i>WEBHOOK</i> . For all other types, set the channel to <i>EMAIL</i> and enter the required email in <Destinations> .	Mandatory	Omit
<status>	Enum (see desc)			Notification is set to <i>ACTIVE</i> by default. Options are: <i>ACTIVE</i> = set notification status to active <i>INACTIVE</i> = set notification status to inactive	Mandatory	Omit
<ActionCode>	N	3	3	The action code for the response. See Action Codes .	Omit	Mandatory
<Messages>	A list of BankingError			If the action code is 576, displays details of the error message. See BankingError .	Omit	Optional

Request

```
<soap:Envelope xmlns:xsi="http://www.w3.org/2001/XMLSchema-instance" xmlns:xsd="http://www.w3.org/2001/XMLSchema" xmlns:soap="http://schemas.xmlsoap.org/soap/envelope/">
  <soap:Header>
    <AuthSoapHeader xmlns="http://www.globalprocessing.ae/HyperionWeb">
      <strUserName>string</strUserName>
      <strPassword>string</strPassword>
    </AuthSoapHeader>
  </soap:Header>
  <soap:Body>
    <Ws_Banking_RegisterNotification xmlns="http://www.globalprocessing.ae/HyperionWeb">
      <request>
        <WSID>long</WSID>
        <IssCode>string</IssCode>
        <CardDesign>int</CardDesign>
        <CustomerID>string</CustomerID>
        <channel>WEBHOOK or EMAIL</channel>
      </request>
    </Ws_Banking_RegisterNotification>
  </soap:Body>
</soap:Envelope>
```

```

    <daysToRun>
      <string>MONDAY</string>
      <string>WEDNESDAY</string>
    </daysToRun>
    <threshold>double</threshold>
    <timesToRun>
      <string>AM</string>
      <string>PM</string>
    </timesToRun>
    <destinations>
      <string>string</string>
      <string>string</string>
    </destinations>
    <type>ACCOUNT_STATEMENT or DDMANDATE or BALANCE or BALANCE_HIGH or BALANCE_LOW or PAYOUT or PAYIN</type>
    <status>CREATE or INACTIVE or ACTIVE</status>
  </request>
</Ws_Banking_RegisterNotification>
</soap:Body>
</soap:Envelope>

```

Response

```

<soap:Envelope xmlns:xsi="http://www.w3.org/2001/XMLSchema-instance" xmlns:xsd="http://www.w3.org/2001/XMLSchema" xmlns:soap="http://schemas.xmlsoap.org/soap/envelope/">
  <soap:Body>
    <Ws_Banking_RegisterNotificationResponse xmlns="http://www.globalprocessing.ae/HyperionWeb">
      <Ws_Banking_RegisterNotificationResult>
        <WSID>long</WSID>
        <IssCode>string</IssCode>
        <ActionCode>string</ActionCode>
        <Messages>
          <BankingError>
            <field>string</field>
            <code>string</code>
            <message>string</message>
            <error>string</error>
          </BankingError>
        </Messages>
      </Ws_Banking_RegisterNotificationResult>
    </Ws_Banking_RegisterNotificationResponse>
  </soap:Body>
</soap:Envelope>

```

Create Card with Agency Banking

API: [Ws_CreateCard_V2](#)

This web service creates a card which has a bank account linked to it, with Agency Banking features enabled. It will also upgrade an existing card to have banking features. This service applies only to programmes using Agency Banking.

Note: Before using this web service, use [Ws_Banking_CreateCustomer](#) to register the customer and obtain the unique [CustomerID](#). See [Register a Customer for Banking](#).

Record Description

Tag	Type	Minimum Length	Maximum Length	Description	Request	Response
<WSID>	N	1	19	Web service ID. Should be unique for every web service request sent	Mandatory	Mandatory
<IssCode>	AN	1	4	GPS Issuer (Program Manager) Code. Assigned by GPS.	Mandatory	Mandatory
<TxnCode>	AN	1	2	The Transaction Code. Default value 10.	Mandatory	Mandatory
<clientCode>	AN	1	64	User ID of the customer using the service. Only applicable to systems using member logins. Returned in the response if present in the request	Optional	Conditional
<Title>	AN	1	4	Cardholder's title. If no delivery address is supplied it is also assumed to be the card purchaser's title	Optional	Omit
<LastName>	AN	1	20	Cardholder's last name. If no delivery address is supplied it is also assumed to be the card purchaser's last name	Conditional	Omit
<FirstName>	AN	1	20	Cardholder's first name. If no delivery address is supplied it is also assumed to be the card purchaser's first name Mandatory if <lastName> is present.	Conditional	Omit
<Address1>	AN	1	50	Cardholder's address line 1. If no delivery address is supplied it is also assumed to be the card purchaser's address line 1 Mandatory if 'Address' fields are being specified	Conditional	Omit
<Address2>	AN	1	50	Cardholder's Address line 2. If no delivery address is supplied it is also assumed to be the card purchaser's Address line 2.	Optional	Omit
<Address3>	AN	1	35	Cardholder's Address line 3. If no delivery address is supplied it is also assumed to be the card purchaser's Address line 3.	Optional	Omit
<City>	AN	1	20	Cardholder's home city. If no delivery address is supplied it is also assumed to be the card purchaser's home city Mandatory if <addrL1> is present, and <postcode> is not present.	Conditional	Omit
<Postcode>	AN	1	10	Cardholder's home postcode. If no delivery address is supplied it is also assumed to be the card purchaser's home postcode Mandatory if <addrL1> is present, and <city> is not present. Post code supports following characters only. The Arabic numerals "0" to "9" Letters of the ISO basic Latin alphabet (A-Z, a-z) Spaces, hyphens(-).	Conditional	Omit
<ISOCountryCode>	AN	1	3	Cardholder's Country of Residence. This is represented as ISO numeric country code e.g. 826 for UK Mandatory if <addrL1> is present.	Conditional	Omit
<Mobile>	AN	25	25	Card holder's mobile phone number (Please include dialing code if applicable)	Optional	Omit

Tag	Type	Minimum Length	Maximum Length	Description	Request	Response
<PublicToken>	AN	1	9	The card's public token. The public token of the newly-created card will always be returned in the response. If a replacement card is required, specify the 9-digit public token of the original card.	Conditional	Mandatory
<CardDesign>	AN	1	8	The GPS Product ID . For details, check with your Implementation Manager.	Conditional	Omit
<ExternalRef>	AN	1	30	Enables you to add your own external customer reference.	Optional	Conditional
<DateOfBirth>	YYYY-MM-DD	10	10	Date of Birth.	Optional	Omit
<AccCode>	AN	1	6	Access code. If provided, must be 6 digits, leading zeroes are acceptable. Leave empty if not required. Can be used to set a code which is validated during activation e.g. via the IVR	Optional	Omit
<LocDate>	YYYY-MM-DD	10	10	The current date	Mandatory	Mandatory
<LocTime>	HHMMSS	6	6	The current time	Mandatory	Mandatory
<TerminalID>	AN	1	15	POS or other Terminal Identifier	Optional	Omit
<LoadValue>	D	1	20	Load value to put on card. If no load value is required, specify 0.	Mandatory	Mandatory
<CurCode>	AN	3	3	Currency of the amount to load as ISO Alpha code e.g. EUR This must match the card's currency or the action will fail. Mandatory only when LoadValue is specified and not zero.	Conditional	Omit
<Reason>	AN	1	60	Reason for card status change. Overrides default of 'Card Activated' that will be shown in card Processor	Optional	Omit
<ItemSrc>	N	1	5	Source field to define alternate fees. It is used in conjunction with existing fee server Item. See Item Source Types	Mandatory	Omit
<SysDate>	YYYY-MM-DD	10	10	The processing system date	Optional	Mandatory
<LoadFundsType>	AN	1	3	Payment method of funds for the load. See Load Fund Types	Optional	Omit
<LoadSrc>	AN	1	3	The source of the load request Load Sources .. If omitted, defaults to 14 "Unknown"	Optional	Omit
<LoadFee>	D	1	20	Card load fee amount. If no Load Fee is required, specify 0. The LoadFee does not affect the card balance. It is sometimes referred to as an "issue fee" and is an optional parameter to pass to GPS. If it is passed to us, we will report it as a Card Loadup Fee (Code 2300) in the CardFee section of the Transaction XML. The LoadFee does not come under the control of Fee Groups and does not act as an override to other fees, nor does it affect Limits in any way. The LoadFee is stored separately in GPS but not as a separate transaction.	Mandatory	Omit
<LoadedBy>	AN	1	30	User who loads amount to the card	Optional	Omit
<CreateImage>	N	1	1	If this is 1 then generate an image for the card. If it is 0 then do not create the image. Images are returned in the "Image" response parameter, encrypted by a pre-shared PGP encryption key.	Mandatory	Omit
<CreateType>	N	1	1	There are 4 possible values for the CreateType. Type Description 1 Create a virtual card for the customer with	Conditional	Omit

Tag	Type	Minimum Length	Maximum Length	Description	Request	Response
				<p>the given amount.</p> <p>Create physical card with the given amount.</p> <p>2 The web service also creates a card file and send the card file to the manufactures for activate the card later.</p> <p>3 Create a virtual card with intention to convert it into physical card later.</p> <p>4 Create a Master Virtual Card which is a deposit account that can be used to load other cards from.</p> <p>Mandatory unless it is a replacement card request. Note: CreateType 1 also allows a virtual card to be converted to a physical card.</p>		
<CustAccount>	AN	1	25	Client reference for the Card.	Optional	Omit
<ActivateNow>	N	1	1	<p>If it is 1 then card will activate otherwise not. When <Quantity> is greater than 1 then creation of <Quantity> numbers of identical cards will trigger in a batch process that starts within minutes of the request. If <ActivateNow> is 1 in such requests then the issued tokens are sent to the customer with active flag ON otherwise not.</p> <p>This parameter will only take effect if the request is for a new card.</p>	Mandatory	Omit
<SourceDesc>	AN	1	50	Load source description, normally the address of the web site or the POS machine.	Optional	Omit
<StartDate>	AN	5	5	Physical start date printed on the card in format MM/YY.	Optional	Mandatory
<ExpDate>	YYYY-MM-DD	10	10	<p>Card Physical Expiry date. If it is blank then update with the default expiry date otherwise update with the input value</p> <p>In the case of a replacement card, if ExpDate is blank then the replacement card will update with the same expiry date as the original card otherwise it will update with the input value.</p> <p>N.B. The actual physical expiry is returned in MM/YY format..</p>	Optional	Omit
<CVV>	AN	3	3	Card Verification Value, the 3-digit code printed on the back of the card.	Optional	Omit
<CardName>	AN	1	27	<p>Card's Emboss name. This is an optional parameter. If present in the request then emboss name of card should be the given value. If it's not available and <Firstname> and <Lastname> are available then <Title> + <Firstname> + <Lastname> will be the emboss name. If all the above parameters are unavailable in the request then default emboss name remains as the emboss name. If a replacement card is requested, the original value of embossed name will be used if no new names are supplied. If a blank emboss name is required, then pass a single space character.</p> <p>The list of allowed characters is: abcdefghijklmnopqrstuvwxyz ABCDEFGHIJKLMNOPQRSTUVWXYZ 0123456789 Some non-english characters i.e. "äöüÄÖÜ" "\" (backslash) "-" (hyphen) "^" (caret) "." (full stop) " " (space character) "'" (apostrophe)</p>	Optional	Omit
<MaskedPAN>	AN	16	19	Card Number displayed as masked. i.e.	Optional	Omit

Tag	Type	Minimum Length	Maximum Length	Description	Request	Response
				675926*****1234. N.B. The full PAN can be returned if required, ask for details.		
<LimitsGroup>	AN	1	10	Group code of the group limit. If this parameter is not supplied and this is a new card request then the default group for the cards product will be used. If the default group is not desired, it can be removed by passing a space character ' '	Optional	Omit
<MCCGroup>	AN	1	10	Group code of the MCC group. If this parameter is not supplied and this is a new card request then the default group for the cards product will be used. If the default group is not desired, it can be removed by passing a space character ' '. The MCC group allows the card to be linked to a list of Merchant Category Codes that the card is allowed to or conversely is NOT allowed to transact at. The MCCGroup is setup and configured via smart client.	Optional	Omit
<PERMSGGroup>	AN	1	10	Group code of the Usage group. If this parameter is not supplied and this is a new card request then the default group for the cards product will be used. If this parameter is not supplied and this is a new card request then the default group for the cards product will be used. If the default group is not desired, it can be removed by passing a space character ' '	Optional	Omit
<FeeGroup>	AN	1	10	Group code of the Fee Group. If this parameter is not supplied and this is a new card request then the default group for the cards product will be used. If the default group is not desired, it can be removed by passing a space character ' '	Optional	Omit
<ScheduledFeeGroup>	AN	1	10	Group code of the Scheduled Fee Group. If this parameter is not supplied and this is a new card request then the default group for the cards product will be used. If the default group is not desired, it can be removed by passing a space character ' '	Optional	Omit
<WSFeeGroup>	AN	1	10	Group code of the Web Service Fee Group. If this parameter is not supplied and this is a new card request then the default group for the cards product will be used. If the default group is not desired, it can be removed by passing a space character ' '. WSFeeGroup allows the card to be linked to a set of Web Service fees that are already set up on the system. These fees can be configured and altered by using the smart client.	Optional	Omit
<FXGroup>	AN	1	10	Group code of the FX Fee Group. If this parameter is not supplied and this is a new card request then the default group for the cards product will be used. If the default group is not desired, it can be removed by passing a space character ' '	Optional	Omit
<ProductRef>	AN	1	50	Identifies Product. N.B. This is the Physical Card Design Reference as used by the card printer.	Optional	Omit
<CarrierType>	AN	1	30	Defines carrier product. N.B. This is the Carrier Product Design reference as used by the card printer.	Optional	Omit
<Fulfil1>	AN	1	50	Card's FULFIL1. Can be used for transferring extra information to be printed on the Carrier	Optional	Omit
<Fulfil2>	AN	1	50	Card's FULFIL2 Can be used for transferring extra information to be printed on the Carrier	Optional	Omit
<DelvMeth>	AN	1	1	The delivery method for the card:	Optional	Omit

Tag	Type	Minimum Length	Maximum Length	Description	Request	Response
				0- Standard delivery 1- Registered mail 2- Direct delivery (Courier) Default value is 0 - Standard delivery.		
<ThermalLine1>	AN	1	120	Can be used for transferring extra information to be printed on the card.	Optional	Omit
<ThermalLine2>	AN	1	70	Can be used for transferring extra information to be printed on the card.	Optional	Omit
<Lang>	AN	1	2	Language to be used for Card Mailers. Uses ISO 639-1 standard for two-character language codes e.g.: En - English Fr - French Not all languages are available with all manufacturers, it depends on card manufacturer support. Also used if bespoke SMS templates are set up	Optional	Omit
<EmbossLine4>	AN	1	27	Card's emboss_line_4.	Optional	Omit
<ImageID>	AN	1	16	Identifies the image file that will be printed on the face of the card.	Optional	Omit
<LogoFrontID>	AN	1	30	Identifies the logo file that will be printed on the face of the card.	Optional	Omit
<LogoBackID>	AN	1	30	Identifies the image file that will be printed on the back of the card, if supported.	Optional	Omit
<Replacement>	N	1	1	Replacement flag. The possible values are: 0 - Reset replacement flag 1 - Set replacement flag Needs to be agreed with card manufacturer. N.B. See also ws_regenerate.	Mandatory	Omit
<PrimaryToken>	AN	16	19	The primary card's public token. If it is blank then the newly created card is a primary card otherwise it is the secondary card in a primary/secondary relationship. Cannot be the token of a card that is already linked as a secondary card.	Optional	Omit
<DelvAddrL1>	AN	1	50	Delivery address line 1. Mandatory if 'Delivery Address' fields are being specified.	Optional	Omit
<DelvAddrL2>	AN	1	50	Delivery Address line 2	Optional	Omit
<DelvAddrL3>	AN	1	50	Delivery Address line 3	Optional	Omit
<DelvCity>	AN	1	20	Delivery City. Mandatory if <Delv_AddrL1> is present, and <Delv_PostCode> is not present.	Optional	Omit
<DelvPostcode>	AN	1	10	Delivery Post code. Mandatory if <Delv_AddrL1> is present, and <Delv_City> is not present. Delivery postcode supports following characters only. The Arabic numerals "0" to "9" Letters of the ISO basic Latin alphabet (A-Z, a-z) Spaces, hyphens(-).	Optional	Omit
<DelvCounty>	AN	1	20	Delivery County	Optional	Omit
<DelvCountry>	AN	1	3	Delivery Country code. ISO numeric code E.g. 826 for UK Mandatory if <Delv_AddrL1> is present.	Optional	Omit
<DelvCode>	AN	1	12	The delivery code for the card: If specified, all cards with the same delivery code are to be sent together to the specified delivery	Optional	Omit

Tag	Type	Minimum Length	Maximum Length	Description	Request	Response
				address.		
<SMSRequired>	AN	1	1	If it is 1 then sends an SMS to the customer with the cards CVV otherwise not. By default it is '1'. If set to 0, no message - SMS or Email - is sent to the cardholder.	Optional	Omit
<IsLive>	N	1	1	Indicates the card in active or not. 1/True - Active 0/False - Not Active	Optional	Mandatory
<CardManufacturer>	AN	1	10	The manufacturer to send the card generation request to. If omitted, the default for the Scheme will be used. Examples of valid choices are: TCT AllPay GNC Gemalto Nitecrest Exceet Idemia	Optional	Omit
<CoBrand>	AN	1	6	The CoBrand code for the card. If supplied it will replace PROGRAMID in the Balance XML.	Optional	Omit
<ExternalAuth>	AN	1	1	External Authorisation flag. Possible values are: 0 - Do not set External Authorisation on 1 - Set External Authorisation Empty value defaults to 0. Not applicable if using EHI	Optional	Omit
<LinkageGroup>	AN	1	10	Group code of the Card Linkage Group. If this parameter is not supplied and this is a new card request then the default group for the cards product will be used. If the default group is not desired, it can be removed by passing a space character ' '.	Optional	Omit
<VanityName>	AN	1	32	Vanity Name. Alternative form of title e.g. "Company Director"	Optional	Omit
<PBlock>	AN	4	12	Initial value of PIN	Optional	Omit
<PINMailer>	AN	1	1	PIN Mailer: 0 -> Do not send PIN Mailer (default) 1 -> Do send PIN Mailer If 1, GPS sends instructions in the file to the manufacturer for them to create a PIN Mailer letter.	Optional	Omit
<Email>	AN	1	50	E-mail address of the cardholder	Optional	Omit
<MailOrSMS>	AN	1	1	Flag to choose the alert type. 0 = send alert SMS to the cardholder mobile. 1 = send e-mail alert to the cardholder mail address 2 = send SMS and e-mail. Default value is '0'.	Optional	Omit
<AuthCalendarGroup>	AN	1	10	Group code of the Card Auth Calender Group. If this parameter is not supplied and this is a new card request then the default group for the cards product will be used. If the default group is not desired, it can be removed by passing a space character ' '.	Optional	Omit
<Quantity>	N	1	5	If specified, will trigger the creation of <Quantity> numbers of identical cards in a batch process that starts within minutes of the request. The issued tokens are sent to the customer in an xml file over SFTP. If the cards are physical, a manufacturer file is also sent to the printer.	Optional	Omit
<LoadToken>	N	1	9	If specified, LoadToken is the 9-digit Public Token of the (usually an MVC) card that the initial Load Amount is to be taken from. The load will show as an MVC Balance Transfer (Unload + Load) in smart client.	Optional	Omit

Tag	Type	Minimum Length	Maximum Length	Description	Request	Response
<RequiredBankingFeatures>	BankingFeatures			The required banking features that are required. You must pass in, BankInEnabled, BankOutEnabled, DirectDebitInEnabled, DirectDebitOutEnabled and CardEnabled. Other features are optional. See BankingFeatures .	Mandatory	Omit
<IsActive>	B			Setting this flag to true will create a physical card from the virtual card and the card will be instantly active allowing payments out via the banking functionality.	Mandatory	Omit
<CustomerID>	AN			The ID of the customer that this account is to be associated with. This can be obtained by calling Ws_Banking_CreateCustomer .	Optional	Omit
<PaymentTokenUsageGroup>	AN	1	10	Payment token usage group code. Note: This is a numeric value, only digits 0-9 are valid. Leave empty if no group required.	Optional	Omit
<SortCode>	N	6	6	The sort code from the associated product that was supplied in the request.	Omit	Optional
<AccountNumber>	N	8	8	A unique account number is returned in the response.	Omit	Optional
<AccountName>	AN	0	50	Account name.	Omit	Optional
<ErrorText>	AN			Readable text of the error. Should be read in conjunction with the ActionCode	Omit	Optional
<ActionCode>	N	3	3	The action code for the response. See Action Codes .	Omit	Mandatory
<Messages>	List of BankingError			If the ActionCode returned is 576, then full details of any errors can be found here. See Banking Error .	Omit	Mandatory

Request

```
<soapenv:Envelope xmlns:soapenv="http://schemas.xmlsoap.org/soap/envelope/" xmlns:hyp="http://www.globalprocessing.ae/HyperionWeb">
  <soapenv:Header>
    <hyp:AuthSoapHeader>
      <!--Optional:-->
      <hyp:strUserName>*****</hyp:strUserName>
      <!--Optional:-->
      <hyp:strPassword>*****</hyp:strPassword>
    </hyp:AuthSoapHeader>
  </soapenv:Header>
  <soapenv:Body>
    <hyp:Ws_CreateCard_V2>
      <hyp:request>
        <hyp:WSID?></hyp:WSID>
        <!--Optional:-->
        <hyp:IssCode?></hyp:IssCode>
        <!--Optional:-->
        <hyp:TxnCode?></hyp:TxnCode>
        <!--Optional:-->
        <hyp:clientCode?></hyp:clientCode>
        <!--Optional:-->
        <hyp>Title?></hyp>Title>
        <!--Optional:-->
        <hyp:LastName?></hyp:LastName>
        <!--Optional:-->
        <hyp:FirstName?></hyp:FirstName>
        <!--Optional:-->
        <hyp:Address1?></hyp:Address1>
        <!--Optional:-->
        <hyp:Address2?></hyp:Address2>
        <!--Optional:-->
        <hyp:Address3?></hyp:Address3>
        <!--Optional:-->
        <hyp:City?></hyp:City>
        <!--Optional:-->
        <hyp:Postcode?></hyp:Postcode>
        <!--Optional:-->
        <hyp:ISOCountryCode?></hyp:ISOCountryCode>
        <!--Optional:-->
        <hyp:Mobile?></hyp:Mobile>
        <!--Optional:-->
        <hyp:PublicToken?></hyp:PublicToken>
        <!--Optional:-->
        <hyp:CardDesign?></hyp:CardDesign>
        <!--Optional:-->
        <hyp:ExternalRef?></hyp:ExternalRef>
      </hyp:request>
    </hyp:Ws_CreateCard_V2>
  </soapenv:Body>
</soapenv:Envelope>
```

```

<!--Optional:-->
<hyp:DateOfBirth?></hyp:DateOfBirth>
<!--Optional:-->
<hyp:AccCode?></hyp:AccCode>
<!--Optional:-->
<hyp:LocDate?></hyp:LocDate>
<!--Optional:-->
<hyp:LocTime?></hyp:LocTime>
<!--Optional:-->
<hyp:TerminalID?></hyp:TerminalID>
<hyp:LoadValue?></hyp:LoadValue>
<!--Optional:-->
<hyp:CurCode?></hyp:CurCode>
<!--Optional:-->
<hyp:Reason?></hyp:Reason>
<hyp:ItemSrc?></hyp:ItemSrc>
<!--Optional:-->
<hyp:SysDate?></hyp:SysDate>
<!--Optional:-->
<hyp:LoadFundsType?></hyp:LoadFundsType>
<!--Optional:-->
<hyp:LoadSrc?></hyp:LoadSrc>
<hyp:LoadFee?></hyp:LoadFee>
<!--Optional:-->
<hyp:LoadedBy?></hyp:LoadedBy>
<hyp>CreateImage?></hyp>CreateImage>
<!--Optional:-->
<hyp>CreateType?></hyp>CreateType>
<!--Optional:-->
<hyp:CustAccount?></hyp:CustAccount>
<hyp:ActivateNow?></hyp:ActivateNow>
<!--Optional:-->
<hyp:SourceDesc?></hyp:SourceDesc>
<!--Optional:-->
<hyp:StartDate?></hyp:StartDate>
<!--Optional:-->
<hyp:ExpDate?></hyp:ExpDate>
<!--Optional:-->
<hyp:CVV?></hyp:CVV>
<!--Optional:-->
<hyp:CardName?></hyp:CardName>
<!--Optional:-->
<hyp:MaskedPAN?></hyp:MaskedPAN>
<!--Optional:-->
<hyp:LimitsGroup?></hyp:LimitsGroup>
<!--Optional:-->
<hyp:MCCGroup?></hyp:MCCGroup>
<!--Optional:-->
<hyp:PERMSGGroup?></hyp:PERMSGGroup>
<!--Optional:-->
<hyp:FeeGroup?></hyp:FeeGroup>
<!--Optional:-->
<hyp:ScheduledFeeGroup?></hyp:ScheduledFeeGroup>
<!--Optional:-->
<hyp:WSFeeGroup?></hyp:WSFeeGroup>
<!--Optional:-->
<hyp:ProductRef?></hyp:ProductRef>
<!--Optional:-->
<hyp:CarrierType?></hyp:CarrierType>
<!--Optional:-->
<hyp:Fulfil1?></hyp:Fulfil1>
<!--Optional:-->
<hyp:Fulfil2?></hyp:Fulfil2>
<!--Optional:-->
<hyp:DelvMeth?></hyp:DelvMeth>
<!--Optional:-->
<hyp:ThermalLine1?></hyp:ThermalLine1>
<!--Optional:-->
<hyp:ThermalLine2?></hyp:ThermalLine2>
<!--Optional:-->
<hyp:Lang?></hyp:Lang>
<!--Optional:-->
<hyp:EmbossLine4?></hyp:EmbossLine4>
<!--Optional:-->
<hyp:ImageID?></hyp:ImageID>
<!--Optional:-->
<hyp:LogoFrontID?></hyp:LogoFrontID>
<!--Optional:-->
<hyp:LogoBackID?></hyp:LogoBackID>
<hyp:Replacement?></hyp:Replacement>
<!--Optional:-->
<hyp:PrimaryToken?></hyp:PrimaryToken>
<!--Optional:-->
<hyp:DelvAddrL1?></hyp:DelvAddrL1>
<!--Optional:-->
<hyp:DelvAddrL2?></hyp:DelvAddrL2>
<!--Optional:-->
<hyp:DelvAddrL3?></hyp:DelvAddrL3>
<!--Optional:-->
<hyp:DelvCity?></hyp:DelvCity>
<!--Optional:-->
<hyp:DelvPostcode?></hyp:DelvPostcode>
<!--Optional:-->
<hyp:DelvCounty?></hyp:DelvCounty>
<!--Optional:-->
<hyp:DelvCountry?></hyp:DelvCountry>
<!--Optional:-->
<hyp:DelvCode?></hyp:DelvCode>
<!--Optional:-->

```

```

    <hyp:SMSRequired?></hyp:SMSRequired>
    <!--Optional:-->
    <hyp:IsLive?></hyp:IsLive>
    <!--Optional:-->
    <hyp:CardManufacturer?></hyp:CardManufacturer>
    <!--Optional:-->
    <hyp:CoBrand?></hyp:CoBrand>
    <!--Optional:-->
    <hyp:ExternalAuth?></hyp:ExternalAuth>
    <!--Optional:-->
    <hyp:LinkageGroup?></hyp:LinkageGroup>
    <!--Optional:-->
    <hyp:VanityName?></hyp:VanityName>
    <!--Optional:-->
    <hyp:PBlock?></hyp:PBlock>
    <!--Optional:-->
    <hyp:PINMailer?></hyp:PINMailer>
    <!--Optional:-->
    <hyp:FXGroup?></hyp:FXGroup>
    <!--Optional:-->
    <hyp:Email?></hyp:Email>
    <!--Optional:-->
    <hyp:MailOrSMS?></hyp:MailOrSMS>
    <!--Optional:-->
    <hyp:Quantity?></hyp:Quantity>
    <!--Optional:-->
    <hyp:AuthCalendarGroup?></hyp:AuthCalendarGroup>
    <!--Optional:-->
    <hyp:LoadToken?></hyp:LoadToken>
    <hyp:RequiredBankingFeatures>
      <!--Optional:-->
      <hyp:ExistingToken?></hyp:ExistingToken>
      <hyp:BankingInEnabled?></hyp:BankingInEnabled>
      <hyp:BankingOutEnabled?></hyp:BankingOutEnabled>
      <hyp:DirectDebitInEnabled?></hyp:DirectDebitInEnabled>
      <hyp:DirectDebitOutEnabled?></hyp:DirectDebitOutEnabled>
      <hyp:CardEnabled?></hyp:CardEnabled>
      <!--Optional:-->
      <hyp>Status?></hyp>Status>
      <!--Optional:-->
      <hyp:CompanyName?></hyp:CompanyName>
      <!--Optional:-->
      <hyp:AccountName?></hyp:AccountName>
    </hyp:RequiredBankingFeatures>
    <hyp:IsActive?></hyp:IsActive>
    <hyp:CustomerID?></hyp:CustomerID>
    <hyp:PaymentTokenUsageGroup?></hyp:PaymentTokenUsageGroup>
  </hyp:request>
</hyp:Ws_CreateCard_V2>
</soapenv:Body>
</soapenv:Envelope>

```

Response

```

<soap:Envelope xmlns:soap="http://schemas.xmlsoap.org/soap/envelope/" xmlns:xsi="http://www.w3.org/2001/XMLSchema-instance" xmlns:xsd="http://www.w3.org/2001/XMLSchema">
  <soap:Body>
    <Ws_CreateCard_V2Response xmlns="http://www.globalprocessing.ae/HyperionWeb">
      <Ws_CreateCard_V2Result>
        <WSID>87576567675</WSID>
        <IssCode>ABCD</IssCode>
        <TxnCode>10</TxnCode>
        <PublicToken>123456789</PublicToken>
        <ExternalRef/>
        <LocDate></LocDate>
        <LocTime></LocTime>
        <ItemID></ItemID>
        <ClientCode></ClientCode>
        <SysDate></SysDate>
        <ActionCode></ActionCode>
        <LoadValue></LoadValue>
        <IsLive> </IsLive>
        <SortCode></SortCode>
        <AccountNumber></AccountNumber>
        <AccountName> </AccountName>
        <ErrorText> </ErrorText>
      </Ws_CreateCard_V2Result>
    </Ws_CreateCard_V2Response>
  </soap:Body>
</soap:Envelope>

```

Bank Account Change

API: [Ws_Banking_ChangeAccountBankingFeaturesStatus](#)

This web service changes the features of the banking enabled card and allows you to switch functionality on or off.

Request Description

Tag	Type	Minimum Length	Maximum Length	Description	Request	Response
<WSID>	N	1	19	Web service ID. Unique for every request.	Mandatory	Mandatory
<IssCode>	AN	1	4	GPS Issuer (Program Manager) Code. Assigned by GPS. Mandatory in the request. If only <IssCode> is present in the request then this method returns the pending fee details of all cards that belong to the given program manager.	Mandatory	Mandatory
<PublicKey>	N	9	9	The 9 digit public token associated with the account.	Mandatory	Mandatory
<UpdateSubAccountsToSame>	B			Setting this flag to true will update all associated accounts (sub-accounts) to the same values. If missed out, the default value is true.	Optional	Optional
<BankingFeatures>	BankingFeaturesType			See BankingFeaturesType .	Mandatory	Mandatory

Response Description

Tag	Type	Minimum Length	Maximum Length	Description	Request	Response
<WSID>	N	1	19	Web service ID. Unique for every request.	Mandatory	Mandatory
<ActionCode>	A	3	3	The action code for the response. See Action Codes .	Mandatory	Mandatory
<ErrorText>	AN			Human readable text of the error that occurred. Should be read in conjunction with the <ActionCode>.		Optional
<Response>	ENUM_ChangeAccountStatus			This indicates if the call was successful or not and the reason why. See ENUM_ChangeAccountStatus .		Mandatory
<Accounts>	ChangedBankingFeatures			A list of changed accounts, detailing their current status. See ChangedBankingFeatures .		Optional

Request

```
<soapenv:Envelope xmlns:soapenv="http://schemas.xmlsoap.org/soap/envelope/" xmlns:hyp="http://www.globalprocessing.ae/HyperionWeb">
  <soapenv:Header>
    <hyp:AuthSoapHeader>
      <!--Optional:-->
      <hyp:strUserName>*****</hyp:strUserName>
      <!--Optional:-->
      <hyp:strPassword>*****</hyp:strPassword>
    </hyp:AuthSoapHeader>
  </soapenv:Header>
  <soapenv:Body>
    <hyp:Ws_Banking_ChangeAccountBankingFeaturesStatus>
      <hyp:request>
        <hyp:WSID>765776764</hyp:WSID>
        <!--Optional:-->
        <hyp:IssCode>ABCD</hyp:IssCode>
        <hyp:PublicKey>123456789</hyp:PublicKey>
        <hyp:UpdateSubAccountsToSame>false</hyp:UpdateSubAccountsToSame>
        <hyp:BankingFeatures>
          <hyp:BankingIn>DisableBankingIn</hyp:BankingIn>
          <hyp:BankingOut>DisableBankingOut</hyp:BankingOut>
          <hyp:DirectDebitIn>DisableDirectDebitIn</hyp:DirectDebitIn>
          <hyp:DirectDebitOut>DisableDirectDebitOut</hyp:DirectDebitOut>
        </hyp:BankingFeatures>
      </hyp:request>
    </hyp:Ws_Banking_ChangeAccountBankingFeaturesStatus>
  </soapenv:Body>
</soapenv:Envelope>
```

Response

```
<soap:Envelope xmlns:soap="http://schemas.xmlsoap.org/soap/envelope/" xmlns:xsi="http://www.w3.org/2001/XMLSchema-instance" xmlns:xsd="http://www.w3.org/2001/XMLSchema">
  <soap:Body>
    <Ws_Banking_ChangeAccountBankingFeaturesStatusResponse xmlns="http://www.globalprocessing.ae/HyperionWeb">
      <Ws_Banking_ChangeAccountBankingFeaturesStatusResult>
        <WSID>765776764</WSID>
        <ErrorText></ErrorText>
        <ActionCode>000</ActionCode>
        <Response>Success</Response>
        <Accounts>
          <ChangedBankingFeatures>
            <PublicToken>123456789</PublicToken>
            <BankingFeatures>
              <BankingIn>Disabled</BankingIn>
              <BankingOut>Disabled</BankingOut>
              <DirectDebitIn>Disabled</DirectDebitIn>
              <DirectDebitOut>Disabled</DirectDebitOut>
              <CardEnabled>Enabled</CardEnabled>
            </BankingFeatures>
            <UpdateSuccess>DirectDebitNotAllowed</UpdateSuccess>
          </ChangedBankingFeatures>
        </Accounts>
      </Ws_Banking_ChangeAccountBankingFeaturesStatusResult>
    </Ws_Banking_ChangeAccountBankingFeaturesStatusResponse>
  </soap:Body>
</soap:Envelope>
```


Bank Account Check Number

API: [Ws_Banking_AccountModulusCheck](#)

This web service validates that a sort code and account number (UK Bank Accounts provided through programmes using GPS Bottomline Agency Banking) are valid.

Note: This uses a modulus check to confirm that the account number *could* be a valid account number.

To use this web service call there needs to be a financial agreement in place with Bottomline . For more information, check with your Account Manager.

Record Description

Tag	Type	Minimum Length	Maximum Length	Description	Request	Response
<WSID>	N	1	19	Web service ID. Unique for every request.	Mandatory	Mandatory
<IssCode>	AN	1	4	GPS Issuer (Program Manager) Code. Assigned by GPS. Mandatory in the request. If only <IssCode> is present in the request then this method returns the pending fee details of all cards that belong to the given program manager.	Mandatory	Mandatory
<SortCode>	N	6	6	The sort code of the account that needs checking. Note: for accurate results, the sort code should have been registered with the Vocalink Account Modulus, otherwise all values will return true.	Mandatory	Mandatory
<AccountNumber>	N	8	8	The account number.	Mandatory	Mandatory

Reponse Description

There is no description for the response. This is a pass through from another service. You should check the <ActionCode> tag in the response to ensure the request was a successful and the <Valid> flag to determine the action.

Request

```
<soapenv:Envelope xmlns:soapenv="http://schemas.xmlsoap.org/soap/envelope/" xmlns:hyp="http://www.globalprocessing.ae/HyperionWeb">
  <soapenv:Header>
    <hyp:AuthSoapHeader>
      <!--Optional:-->
      <hyp:strUserName> </hyp:strUserName>
      <!--Optional:-->
      <hyp:strPassword> </hyp:strPassword>
    </hyp:AuthSoapHeader>
  </soapenv:Header>
  <soapenv:Body>
    <hyp:Ws_Banking_AccountModulusCheck>
      <hyp:request>
        <hyp:WSID>8976875765765</hyp:WSID>
        <!--Optional:-->
        <hyp:IssCode>ABCD</hyp:IssCode>
        <!--Optional:-->
        <hyp:SortCode>123456</hyp:SortCode>
        <!--Optional:-->
        <hyp:AccountNumber>98765432</hyp:AccountNumber>
      </hyp:request>
    </hyp:Ws_Banking_AccountModulusCheck>
  </soapenv:Body>
</soapenv:Envelope>
```

Response

```
<soap:Envelope xmlns:soap="http://schemas.xmlsoap.org/soap/envelope/" xmlns:xsi="http://www.w3.org/2001/XMLSchema-instance" xmlns:xsd="http://www.w3.org/2001/XMLSchema">
  <soap:Body>
    <Ws_Banking_AccountModulusCheckResponse xmlns="http://www.globalprocessing.ae/HyperionWeb">
      <Ws_Banking_AccountModulusCheckResult>
        <WSID>8976875765765</WSID>
        <ActionCode>000</ActionCode>
        <VSeriesResponse>
          <AccountDetailsInput>
            <SortCode></SortCode>
            <AccountNumber></AccountNumber>
            <BuildingSocietyRollNumber/>
          </AccountDetailsInput>
          <AccountDetailsOutput>
            <SortCode></SortCode>
            <AccountNumber></AccountNumber>
            <BuildingSocietyRollNumber/>
          </AccountDetailsOutput>
          <AccountIBAN></AccountIBAN>
          <AccountTranscribed></AccountTranscribed>
          <UkBankBranch>

```

```
    <TransactionInfo>
      <BacsCredits></BacsCredits>
      <BacsDebits></BacsDebits>
      <FasterPaymentsService></FasterPaymentsService>
      <ChapsSterling></ChapsSterling>
      <DirectDebitInstructions></DirectDebitInstructions>
      <UnpaidChequeClaims></UnpaidChequeClaims>
      <DividendInterest></DividendInterest>
      <BuildingSocietyInterest></BuildingSocietyInterest>
    </TransactionInfo>
  </UkBankBranch>
  <RequiresBuildingSocietyRollNumber></RequiresBuildingSocietyRollNumber>
  <BuildingSocietyRollNumberTranscribed></BuildingSocietyRollNumberTranscribed>
  <PublicInvalidIssue>0</PublicInvalidIssue>
  <Valid></Valid>
  <InvalidReason/>
  <InvalidParameter/>
</VSeriesResponse>
</Ws_Banking_AccountModulusCheckResult>
</Ws_Banking_AccountModulusCheckResponse>
</soap:Body>
</soap:Envelope>
```

Return Sort Code and Account

API: [Ws_Banking_ReturnBankDetailsFromToken](#)

This web service returns the sort code and account number (for UK bank accounts provided through programmes using Agency Banking) from a token.

Record Description

Tag	Type	Minimum Length	Maximum Length	Description	Request	Response
<WSID>	N	1	19	Web service ID. Unique for every request.	Mandatory	Mandatory
<IssCode>	AN	1	4	GPS Issuer (Program Manager) Code. Assigned by GPS. Mandatory in the request. If only <IssCode> is present in the request then this method returns the pending fee details of all cards that belong to the given program manager.	Mandatory	Mandatory
<PublicToken>	N	9	9	The 9 digit public token associated with the account.	Mandatory	Mandatory
<SortCode>	N	6	6	The sort code associated with the token.	Omit	Mandatory
<AccountNumber>	N	8	8	The account number associated with the token.	Omit	Mandatory
<ActionCode>	N	3	3	The action code for the response. See Action Codes .	Omit	Mandatory
<ErrorText>	AN			Human readable text of the error that occurred. Should be read in conjunction with the <ActionCode>.	Omit	Optional

Request

```
<soapenv:Envelope xmlns:soapenv="http://schemas.xmlsoap.org/soap/envelope/" xmlns:hyp="http://www.globalprocessing.ae/HyperionWeb">
  <soapenv:Header>
    <hyp:AuthSoapHeader>
      <!--Optional:-->
      <hyp:strUserName>***** </hyp:strUserName>
      <!--Optional:-->
      <hyp:strPassword>***** </hyp:strPassword>
    </hyp:AuthSoapHeader>
  </soapenv:Header>
  <soapenv:Body>
    <hyp:Ws_Banking_ReturnBankDetailsFromToken>
      <hyp:request>
        <hyp:WSID>20160415093831</hyp:WSID>
        <!--Optional:-->
        <hyp:IssCode>ABCD</hyp:IssCode>
        <hyp:PublicToken>123456789</hyp:PublicToken>
      </hyp:request>
    </hyp:Ws_Banking_ReturnBankDetailsFromToken>
  </soapenv:Body>
</soapenv:Envelope>
```

Response

```
<soap:Envelope xmlns:soap="http://schemas.xmlsoap.org/soap/envelope/" xmlns:xsi="http://www.w3.org/2001/XMLSchema-instance" xmlns:xsd="http://www.w3.org/2001/XMLSchema">
  <soap:Body>
    <Ws_Banking_ReturnBankDetailsFromTokenResponse xmlns="http://www.globalprocessing.ae/HyperionWeb">
      <Ws_Banking_ReturnBankDetailsFromTokenResult>
        <WSID>20160415093831</WSID>
        <PublicToken>891614123</PublicToken>
        <SortCode>666666</SortCode>
        <AccountNumber>00000186</AccountNumber>
        <ErrorText></ErrorText>
        <ActionCode>000</ActionCode>
      </Ws_Banking_ReturnBankDetailsFromTokenResult>
    </Ws_Banking_ReturnBankDetailsFromTokenResponse>
  </soap:Body>
</soap:Envelope>
```

Get Direct Debits

API: [Ws_Banking_GetDirectDebitInstructionsBankingEnabledCard](#)

This web service returns a list of all direct debits for a given token (with or without sub-accounts).

Note: Only for programmes using Agency Banking.

Record Request Description

Tag	Type	Minimum Length	Maximum Length	Description	Request	Response
<WSID>	N	1	19	Web service ID. Unique for every request.	Mandatory	Mandatory
<IssCode>	AN	1	4	GPS Issuer (Program Manager) Code. Assigned by GPS.	Conditional	Mandatory
<CardDesign>	AN	1	8	The identifier of the card product, or Product ID , within GPS, for which you want to retrieve a list of direct debits.	Conditional	Omit
<PublicToken>	N	9	9	The 9 digit public token associated with the account from which to retrieve a list of direct debits.	Mandatory	Mandatory
<IncludeSubAccounts>	N	1	1	Whether all sub-accounts are included. 0 = No; 1 = Yes. Default is 1.	Optional	Optional
<CreatedFrom>	DateTime			The date from which the direct debits are included. In YYYY-MM-DD format.	Optional	Optional
DirectDebitStatus	ENUM_DirectDebitStatus			The status of the direct debits to be included. See ENUM_DirectDebitStatus .	Optional	Optional
<ActionCode>	N	3	3	The action code for the response. See Action Codes .	Omit	Mandatory
<ErrorText>	AN			Human readable text of the error that occurred. Should be read in conjunction with the <ActionCode> .	Omit	Optional
<DirectDebit>	List (BLDirectDebit)			A list of direct debits. See BLDirectDebit .	Omit	Mandatory

Request

```
<soapenv:Envelope xmlns:soapenv="http://schemas.xmlsoap.org/soap/envelope/" xmlns:hyp="http://www.globalprocessing.ae/HyperionWeb">
  <soapenv:Header>
    <hyp:AuthSoapHeader>
      <!--Optional:-->
      <hyp:strUserName?></hyp:strUserName>
      <!--Optional:-->
      <hyp:strPassword?></hyp:strPassword>
    </hyp:AuthSoapHeader>
  </soapenv:Header>
  <soapenv:Body>
    <hyp:Ws_Banking_GetDirectDebitInstructionsBankingEnabledCard>
      <hyp:request>
        <!--Optional:-->
        <hyp:WSID?></hyp:WSID>
        <!--Optional:-->
        <hyp:IssCode?></hyp:IssCode>
        <hyp:CardDesign?></hyp:CardDesign>
        <hyp:PublicToken?></hyp:PublicToken>
        <hyp:IncludeSubAccounts?></hyp:IncludeSubAccounts>
        <hyp:CreatedFrom?></hyp:CreatedFrom>
        <hyp:DirectDebitStatus?></hyp:DirectDebitStatus>
      </hyp:request>
    </hyp:Ws_Banking_GetDirectDebitInstructionsBankingEnabledCard>
  </soapenv:Body>
</soapenv:Envelope>
```

Response

```
<soap:Envelope xmlns:soap="http://schemas.xmlsoap.org/soap/envelope/" xmlns:xsi="http://www.w3.org/2001/XMLSchema-instance" xmlns:xsd="http://www.w3.org/2001/XMLSchema">
  <soap:Body>
    <Ws_Banking_GetDirectDebitInstructionsBankingEnabledCardResponse xmlns="http://www.globalprocessing.ae/HyperionWeb">
      <Ws_Banking_GetDirectDebitInstructionsBankingEnabledCardResult>
        <WSID></WSID>
        <ActionCode></ActionCode>
        <DirectDebits>
          <BLDirectDebit>
            <Created></Created>
            <CreationMethod></CreationMethod>
            <CreditorAccountName></CreditorAccountName>
          </BLDirectDebit>
        </DirectDebits>
      </Ws_Banking_GetDirectDebitInstructionsBankingEnabledCardResult>
    </Ws_Banking_GetDirectDebitInstructionsBankingEnabledCardResponse>
  </soap:Body>
</soap:Envelope>
```

```

        <CreditorBIC/>
        <CreditorIBAN/>
        <CreditorReference/>
        <DebtorAccountID></DebtorAccountID>
        <DerivedReference></DerivedReference>
        <IBAN></IBAN>
        <ID></ID>
        <IgnoreTransactionCode></IgnoreTransactionCode>
        <IsInstructionHeldAtBank></IsInstructionHeldAtBank>
        <IsPaperless></IsPaperless>
        <IsThroughNotificationService></IsThroughNotificationService>
        <LastChanged></LastChanged>
        <Reference></Reference>
        <ServiceUserNumber></ServiceUserNumber>
        <Status></Status>
        <SuppressFirstDirectDebit></SuppressFirstDirectDebit>
    </BLDDirectDebit>
</BLDDirectDebit>
    <Created></Created>
    <CreationMethod></CreationMethod>
    <CreditorAccountName></CreditorAccountName>
    <CreditorBIC/>
    <CreditorIBAN/>
    <CreditorReference/>
    <DebtorAccountID></DebtorAccountID>
    <DerivedReference></DerivedReference>
    <IBAN></IBAN>
    <ID></ID>
    <IgnoreTransactionCode></IgnoreTransactionCode>
    <IsInstructionHeldAtBank></IsInstructionHeldAtBank>
    <IsPaperless></IsPaperless>
    <IsThroughNotificationService></IsThroughNotificationService>
    <LastChanged></LastChanged>
    <Reference></Reference>
    <ServiceUserNumber></ServiceUserNumber>
    <Status></Status>
    <SuppressFirstDirectDebit></SuppressFirstDirectDebit>
</BLDDirectDebit>
</DirectDebits>
</Ws_Banking_GetDirectDebitInstructionsBankingEnabledCardResult>
</Ws_Banking_GetDirectDebitInstructionsBankingEnabledCardResponse>
</soap:Body>
</soap:Envelope>

```

Get Pending Direct Debits

API: [Ws_Banking_GetPendingDirectDebits](#)

This web service returns a list of all direct debits that are due for payment today for a given token (with or without sub-accounts). You can also specify whether to return a list of pending direct debits that will not be paid (i.e., due to insufficient funds in the account); the response is indicative only and is based on the situation at 3 am processing time, and does not guarantee which Direct Debits will not be paid.

Note: Only for programmes using Agency Banking.

Note: The data in this call is only valid between the first processing call (approximately 3am UK time) and the final call (approximately 3pm UK time). After this time, the Direct Debit will be processed.

Record Request Description

Tag	Type	Minimum Length	Maximum Length	Description	Request	Response
<WSID>	N	1	19	Web service ID. Unique for every request.	Mandatory	Mandatory
<IssCode>	AN	1	4	GPS Issuer (Program Manager) Code. Assigned by GPS.	Mandatory	Mandatory
<CardDesign>	N	1	8	The identifier of the card product, or Product ID , within GPS, for which you want to retrieve a list of direct debits.		
<PublicToken>	N	9	9	The 9 digit public token associated with the account from which to retrieve a list of direct debits.	Mandatory	Mandatory
<IncludeSubAccounts>	N			Whether all sub-accounts are included. 0 = No; 1 = Yes. Default is 1.		
<IncludeAll>	N			A flag to indicate whether all pending direct debits should be returned or just those that won't be paid. 0 = Only those not paid; 1 = All.	Optional	
<PendingDirectDebits>	List (PendingDirectDebit)			A list of direct debits. See PendingDirectDebit .	Omit	Optional
<TotalValueOfTransactions>	D	1	19	Total value of transactions.	Omit	Mandatory
<TotalValueOfFees>	D	1	19	Total value of fees.	Omit	Mandatory
<TotalValueOfTransactionsAndFees>	D	1	19	Total value of transactions and fees.	Omit	Mandatory
<ErrorText>	AN			Human readable text of the error that occurred. Should be read in conjunction with the ActionCode .	Omit	Optional
<ActionCode>	N	3	3	The action code for the response. See Action Codes .	Omit	Mandatory

Request

```
<soapenv:Envelope xmlns:soapenv="http://schemas.xmlsoap.org/soap/envelope/" xmlns:hyp="http://www.globalprocessing.ae/HyperionWeb">
  <soapenv:Header>
    <hyp:AuthSoapHeader>
      <!--Optional:-->
      <hyp:strUserName />
      <!--Optional:-->
      <hyp:strPassword />
    </hyp:AuthSoapHeader>
  </soapenv:Header>
  <soapenv:Body>
    <hyp:Ws_Banking_GetPendingDirectDebits>
      <hyp:request>
        <hyp:WSID/>
        <!--Optional:-->
        <hyp:IssCode/>
        <!--Optional:-->
        <hyp:CardDesign/>
        <hyp:PublicToken/>
        <hyp:IncludeSubAccounts />
        <hyp:IncludeAll />
      </hyp:request>
    </hyp:Ws_Banking_GetPendingDirectDebits>
  </soapenv:Body>
</soapenv:Envelope>
```

```
</hyp:Ws_Banking_GetPendingDirectDebits>
</soapenv:Body>
</soapenv:Envelope>
```

Response

```
<soap:Envelope xmlns:soap="http://schemas.xmlsoap.org/soap/envelope/" xmlns:xsi="http://www.w3.org/2001/XMLSchema-instance" xmlns:xsd="http://www.w3.org/2001/XMLSchema">
  <soap:Body>
    <Ws_Banking_GetPendingDirectDebitsResponse xmlns="http://www.globalprocessing.ae/HyperionWeb">
      <Ws_Banking_GetPendingDirectDebitsResult>
        <WSID></WSID>
        <PendingDirectDebits>
          <PendingDirectDebit>
            <PublicToken></PublicToken>
            <BLGUID> </BLGUID>
            <IBAN> </IBAN>
            <Amount></Amount>
            <CreateDate></CreateDate>
            <CreditorReference> </CreditorReference>
            <Reference> </Reference>
            <AvailableAmount></AvailableAmount>
            <PendingSuccess> </PendingSuccess>
          </PendingDirectDebit>
        </PendingDirectDebits>
        <ActionCode></ActionCode>
      </Ws_Banking_GetPendingDirectDebitsResult>
    </Ws_Banking_GetPendingDirectDebitsResponse>
  </soap:Body>
</soap:Envelope>
```

Cancel a Direct Debit

API: [Ws_Banking_CancelDirectDebitBankingEnabledCard](#)

This web service marks a direct debit as cancelled where a card has an associated UK Bank Account (provided through programmes using Agency Banking). The GUID (Globally Unique ID) for the direct debit is required and can be obtained by calling this web service and selecting the correct direct debit.

Request Description

Tag	Type	Minimum Length	Maximum Length	Description	Request	Response
<WSID>	N	1	19	Web service ID. Unique for every request.	Mandatory	Mandatory
<IssCode>	AN	1	4	GPS Issuer (Program Manager) Code. Assigned by GPS. Mandatory in the request. If only <IssCode> is present in the request then this method returns the pending fee details of all cards that belong to the given program manager.	Mandatory	Mandatory
<PublicToken>	N	9	9	The 9 digit public token associated with the account.	Mandatory	Mandatory
<DDIdentifier>	AN			The unique identifier of the direct debit.	Mandatory	
<Reason>	ENUM_DirectDebitCancellationReason			The reason for cancelling the direct debit. See ENUM_DirectDebitCancellationReason	Mandatory	

Response Description

Tag	Type	Minimum Length	Maximum Length	Description	Request	Response
<WSID>	N	1	19	Web service ID. Unique for every request.	Mandatory	Mandatory
<Response>	ENUM_DirectDebitCancelStatus			The result of the request. See ENUM_DirectDebitCancelStatus .	Omit	Mandatory
<ErrorText>	AN			Human readable text of the error that occurred. Should be read in conjunction with the <ActionCode>.	Omit	Optional
<ActionCode>	N	3	3	The action code for the response. See Action Codes .	Omit	Mandatory

Request

```
<soapenv:Envelope xmlns:soapenv="http://schemas.xmlsoap.org/soap/envelope/" xmlns:hyp="http://www.globalprocessing.ae/HyperionWeb">
  <soapenv:Header>
    <hyp:AuthSoapHeader>
      <!--Optional:-->
      <hyp:strUserName?></hyp:strUserName>
      <!--Optional:-->
      <hyp:strPassword?></hyp:strPassword>
    </hyp:AuthSoapHeader>
  </soapenv:Header>
  <soapenv:Body>
    <hyp:Ws_Banking_CancelDirectDebitBankingEnabledCard>
      <hyp:request>
        <hyp:WSID?></hyp:WSID>
        <!--Optional:-->
        <hyp:IssCode?></hyp:IssCode>
        <hyp:PublicToken?></hyp:PublicToken>
        <hyp:DDIdentifier?></hyp:DDIdentifier>
        <hyp:Reason?></hyp:Reason>
      </hyp:request>
    </hyp:Ws_Banking_CancelDirectDebitBankingEnabledCard>
  </soapenv:Body>
</soapenv:Envelope>
```

Response

```
<soap:Envelope xmlns:soap="http://schemas.xmlsoap.org/soap/envelope/" xmlns:xsi="http://www.w3.org/2001/XMLSchema-instance" xmlns:xsd="http://www.w3.org/2001/XMLSchema">
  <soap:Body>
    <Ws_Banking_CancelDirectDebitBankingEnabledCardResponse xmlns="http://www.globalprocessing.ae/HyperionWeb">
      <Ws_Banking_CancelDirectDebitBankingEnabledCardResult>
        <WSID>67567675</WSID>
      </Ws_Banking_CancelDirectDebitBankingEnabledCardResult>
    </Ws_Banking_CancelDirectDebitBankingEnabledCardResponse>
  </soap:Body>
</soap:Envelope>
```



```
<Response>Success</Response>
  <ActionCode>000</ActionCode>
</Ws_Banking_CancelDirectDebitBankingEnabledCardResult>
</Ws_Banking_CancelDirectDebitBankingEnabledCardResponse>
</soap:Body>
</soap:Envelope>
```

Make External Payment

API: [Ws_Banking_TransferFunds](#)

This web service makes an external payment via the faster payment banking system where a card has an associated UK Bank Account (provided through programmes using Agency Banking). Note that the money is queued and has not necessarily entered the banking world.

Note:

- The account is first checked to ensure that banking out is enabled.
- The account is then checked against an issuer defined blacklist. This makes two checks: the source account is not blacklisted; the destination account is not blacklisted.
- The final checks are the standard velocity/balance checks.

Record Request Description

Tag	Type	Minimum Length	Maximum Length	Description	Request	Response
<WSID>	N	1	19	Web service ID. Unique for every request.	Mandatory	Mandatory
<IssCode>	AN	1	4	GPS Issuer (Program Manager) Code. Assigned by GPS. Mandatory in the request. If only <IssCode> is present in the request then this method returns the pending fee details of all cards that belong to the given program manager.	Mandatory	Mandatory
<PublicToken>	N	9	9	The 9 digit public token associated with the account.	Mandatory	Mandatory
<Beneficiary>	Beneficiary			Details of the account where the money is going to. See Beneficiary .	Mandatory	Mandatory
<Reference>	AN			A reference for the payment. Cannot contain the following characters: (;), (->), (CR- Carriage Return), (LF - Line Feed).	Optional	Optional
<AmountOfPayment>	N			The amount of the payment.	Mandatory	Mandatory
<AuthorisedBy>	N			Who initiated the payment (used for display in Smart Client).	Optional	Optional
<Currency>	N	3	3	The 3 digit ISO currency code. Currently defaults to GBP.	Optional	Optional
<PaymentMethod>	ENUM_PaymentMethod			How the payment is being made. Set this to <i>FasterPaymentOut</i> or <i>PeerToPeerOut</i> . See ENUM_PaymentMethod .	Mandatory	Mandatory
<Direction>	ENUM_PaymentDirection			The direction of the payment. This must be set to <i>Outbound</i> .	Mandatory	Mandatory

Response

Tag	Type	Minimum Length	Maximum Length	Description	Request	Response
<WSID>	N	1	19	Web service ID. Unique for every request.	Mandatory	Mandatory
<Response>	ENUM_TransferFundsResult			The response from the call. See ENUM_TransferFundsResult .	Mandatory	
<TransactionID>	N			The unique transaction ID for the transaction, generated by GPS.		Optional
<ErrorText>	AN			Human readable text of the error that occurred. Should be read in conjunction with the <ActionCode>.		Optional
<ActionCode>	N	3	3	The action code for the response. See Action Codes .		Mandatory
<RecipientActionCode>	N	3	3	The action code of attempting to apply the transfer to the Beneficiary account (See Beneficiary). If the action code is 552 a manual balance adjustment may be required. Please contact your Account Manager for details.		

Tag	Type	Minimum Length	Maximum Length	Description	Request	Response
<RecipientTransactionID>	N			The unique GPS transaction ID from applying the transaction to the recipient account.		
<BankTransactionId>	N			The bank transaction ID from applying the transaction to the bank transaction table. (For GPS internal use only)		

Request

```
<soapenv:Envelope xmlns:soapenv="http://schemas.xmlsoap.org/soap/envelope/" xmlns:hyp="http://www.globalprocessing.ae/HyperionWeb">
  <soapenv:Header>
    <hyp:AuthSoapHeader>
      <!--Optional:-->
      <hyp:strUserName> </hyp:strUserName>
      <!--Optional:-->
      <hyp:strPassword> </hyp:strPassword>
    </hyp:AuthSoapHeader>
  </soapenv:Header>
  <soapenv:Body>
    <hyp:Ws_Banking_TransferFunds>
      <hyp:request>
        <!--Optional:-->
        <hyp:WSID>76565675</hyp:WSID>
        <!--Optional:-->
        <hyp:IssCode>ABCD</hyp:IssCode>
        <hyp:PublicToken>123456789</hyp:PublicToken>
        <hyp:Beneficiary>
          <!--Optional:-->
          <hyp:AccountNumber>98765432</hyp:AccountNumber>
          <!--Optional:-->
          <hyp:SortCode>333333</hyp:SortCode>
          <!--Optional:-->
          <hyp:AccountName>S Wilson</hyp:AccountName>
        </hyp:Beneficiary>
        <!--Optional:-->
        <hyp:Reference>test load</hyp:Reference>
        <hyp:AmountOfPayment>7.00</hyp:AmountOfPayment>
        <!--Optional:-->
        <hyp:AuthorisedBy>S Wilson</hyp:AuthorisedBy>
      </hyp:request>
    </hyp:Ws_Banking_TransferFunds>
  </soapenv:Body>
</soapenv:Envelope>
```

Response

```
<soap:Envelope xmlns:soap="http://schemas.xmlsoap.org/soap/envelope/" xmlns:xsi="http://www.w3.org/2001/XMLSchema-instance" xmlns:xsd="http://www.w3.org/2001/XMLSchema">
  <soap:Body>
    <Ws_Banking_TransferFundsResponse xmlns="http://www.globalprocessing.ae/HyperionWeb">
      <Ws_Banking_TransferFundsResult>
        <WSID>76565675</WSID>
        <Response>Success</Response>
        <TransactionID>60199453</TransactionID>
        <ErrorText></ErrorText>
        <ActionCode>000</ActionCode>
        <RecipientActionCode>000</RecipientActionCode >
        <RecipientTransactionID>6446546565654</RecipientTransactionID>
        <BankTransactionID>5478934</BankTransactionID>
      </Ws_Banking_TransferFundsResult>
    </Ws_Banking_TransferFundsResponse>
  </soap:Body>
</soap:Envelope>
```

Appendices Overview

This section contains a list of appendices with further reference information. See the table below.

Appendix	Name	Description
Appendix A	Action Codes	Action codes returned by GPS in response to a request.
Appendix B	Transaction Codes	Transaction codes used in a web service response.
Appendix C	Activation Methods	GPS card activation types.
Appendix D	Web Service Processing Codes	Codes that represent the type of web service transaction.
Appendix E	SMS Configuration Options	Options for configuring the SMS messages sent to your customers.
Appendix F	Authentication Methods	Codes that represent the cardholder authentication method.
Appendix G	Status Codes	Codes that represent the status of a card.
Appendix H	Transaction Types	Codes that represent the transaction type.
Appendix I	Transaction Status	Codes that represent the transaction status.
Appendix J	Load Sources	Codes that represent the source of funds loaded.
Appendix K	LoadFund Types	Codes that represent the type or method used to load funds.
Appendix L	BankingFeaturesType	Codes that represent the banking feature types.
Appendix M	ChangedBankingFeatures	Codes that represent changed banking feature.
Appendix N	BankingEnabled Enums	Bank account enables status Enum values.
Appendix O	Enum_CardEnabled	Card enabled status Enum values.
Appendix P	AccountStatus	Account status fields.
Appendix Q	ENUM_AccountStatus	Codes that represent the status of an account.
Appendix R	BLAccount	Account Enum values.
Appendix S	ENUM_CloseAccountStatus	No longer used. Removed from guide.
Appendix T	BankingFeatures	Banking features Enum values.
Appendix U	Beneficiary	Beneficiary type Enum values.
Appendix V	ENUM_PaymentMethod	Payment method Enum values.
Appendix W	ENUM_PaymentDirection	Payment direction Enum values.
Appendix X	ENUM_TransferFundsResult	Transfer fund results Enum values.
Appendix Y	ENUM_DirectDebitCancellationReason	Direct Debit cancellation reasons Enum values.
Appendix Z	ENUM_DirectDebitCancelStatus	Direct Debit cancellation status Enum values.
Appendix AA	ENUM_DirectDebitStatus	Direct Debit status Enum values.
Appendix BB	BLDirectDebit	Direct Debit Enum values.
Appendix CC	PendingDirectDebit	Pending Direct Debit values.
Appendix DD	ENUM_ChangeAccountStatus	Change account status Enum values.
Appendix EE	ENUM_CreationMethod	Creation method Enum values.
Appendix FF	ENUM_PendingDirectDebit	Pending Direct Debit Enum values.
Appendix GG	Detail	3D Secure Details.
Appendix HH	ENUM_DS_Details	3D Secure Enum values.
Appendix II	ENUM_DS_Action	3D Secure Actions Enum values.
Appendix JJ	Ws_DS_Relssue	3D Secure Reissue token Enum values.

Appendix	Name	Description
Appendix KK	ItemSrc types	Item source types.
Appendix LL	Payment Token Types	Payment token types.
Appendix MM	String Cleaning and Approved Characters	Details of special characters that are removed from input fields and approved characters for use on cards.
Appendix OO	BankingError	Bank error Enum values.
	Processing Codes	Description of processing codes returned in the <code><ProcCode></code> field for a Card Statement request.
	Device Types	Description of device type code used in the get payment token service.
	Fraud Type Codes	List of Mastercard fraud type codes.
	Wallet Tokenisation Reason Codes	List of reason codes for the <code>Wallet_Reasons</code> field.
	Card Manufacturers	List of card manufacturers supported by GPS.
	Document History	Track of historical changes to this guide.

Action Codes

The following action codes may be returned in the `<ActionCode>` tag of a web service response.

Code	Description	How is it used?
000	Normal, approve	Indicates Success of the WS Transaction
100	Do not Honour, deny	As required by Issuer. Also used for example in Card Load when the currency in the request does not match the card currency
101	Card expired, deny	Used to check expiry status of card before allowing certain operations e.g. Load
104	Restricted card, deny	Used to indicate that the card is in restricted status (41,43,62 or 14)
105	Call acquirer security, deny	As required by Issuer
106	PIN tries exceeded, deny	As required by Issuer
107	Refer to issuer, deny	As required by Issuer
116	Insufficient funds, deny	Used to indicate lack of funds to the account eg to cover the fee associated with the request
118	No card record, deny	Used to indicate the PAN in the request has no associated card record in the database
119	Transaction not allowed to cardholder, deny	Used to indicate that the cardholder is not allowed to perform that particular transaction type
121	Amount limits exceeded or outside valid load range, deny	Used when any of the card or account amount limits are exceeded or a load amount falls outside the valid range
122	Transaction amount is less than minimum amount per transaction	Used when the transaction amount is lower than the valid range set by limits
123	Frequency limits exceeded, deny	Used when any of the card or account frequency limits are exceeded
124	Card already active, deny.	Used when an active card is tried to be activated again.
125	Card not effective, deny	Used when the card has not yet been activated.
126	Invalid PIN, deny	Used to indicate that the supplied PIN does not match our records
127	No CVC2 tries remaining limit found for the card	Used to indicate that the allowed number of CVC2 tries has been reached
130	External API unreachable	Used when an external API is called e.g. ws_PINControl when Func=06
131	External API returned an error	Used when an external API is called e.g. ws_PINControl when Func=06, and an error is returned. For the actual error, contact GPS or the external API provider.
167	No PIN assigned, deny	Used when trying to retrieve a PIN from a card that has no PIN assigned
168	PIN already present, deny	Used when trying to set a PIN on a card that already has a PIN assigned
169	No-PIN card, deny	Used when requesting a PIN on a card that is marked as a 'no-PIN' card
184	PIN confirmation failed, deny	Used when the PIN confirmation does not match the new PIN when attempting to change the PIN
200	Card closed, deny & pickup	As required by Issuer
202	Fraudulent use, deny & pickup	As required by Issuer
204	Restricted card, deny & pickup	As required by Issuer
205	Call acquirer security, deny & pickup	As required by Issuer
206	PIN tries exceeded, deny & pickup	As required by Issuer

Code	Description	How is it used?
207	Special conditions, deny & pickup	As required by Issuer
208	Card lost, deny & pickup	Used to indicate that the card is in Lost status (41)
209	Card stolen, deny & pickup	Used to indicate that the card is in Stolen status (43)
210	Invalid DPAN	Used to indicate that the supplied tokenized PAN is invalid
211	Invalid Payment Token Id	Used to indicate that the supplied Payment Token id is invalid
212	Card and Payment Token details do not match	Used to indicate that the supplied Card details and Payment Token do not relate
213	No Payment Token for the card details supplied	There is no Payment Token for the card details supplied
214	No associated Payment Token for the card details supplied	There is no associated Payment Token for the card details supplied
216	Either DPAN or PaymentTokenId must be provided	Provide a valid DPAN or PaymentTokenId
217	Invalid Func value	Provide a valid value, such as: 00 and 01.
218	Payment token has no device in the list	No associated device in the system.
219	Specified device index is not in the list	No Visa device index exists that matches the supplied value of <DeviceIndex> .
220	The device is already in unbound status	You made can attempt to unbind a device that is not bound to any DPAN,
250	Banking balance transfer not allowed on account status	BOTTOM LINE (AGENCY BANKING SOLUTION)
400	Addr1 is missing, Addr1 is mandatory if 'Address' fields are being specified.	Reserved for future use
401	Invalid PostCode	Postcode is not formed from alphanumerics or hyphens
402	dlvaddr1 is missing, dlvaddr1 is mandatory if 'Delivery Address' fields are being specified.	Reserved for future use
403	Invalid dlvpostcode	Postcode is not formed from alphanumerics or hyphens
404	Workaddr1 is missing, Workaddr1 is mandatory if 'Work Address' fields are being specified.	Reserved for future use
405	Invalid Workpostcode	Postcode is not formed from alphanumerics or hyphens
406	Invalid IssCode	IssCode does not match the credentials supplied
409	Invalid PAN, PAN must be composed of digits	Used when PAN is not a valid number composed of digits
410	Invalid PublicToken, PublicToken must be composed of digits	Used when PublicToken is not a valid number composed of digits
411	Invalid NewPAN, NewPAN must be composed of digits	Used when NewPAN is not a valid number composed of digits
412	Invalid NewToken, NewToken must be composed of digits	Used when NewToken is not a valid number composed of digits
413	Invalid PrimaryToken, PrimaryToken must be composed of digits	Used when PrimaryToken is not a valid number composed of digits
414	Invalid MVCToken, MVCToken must be composed of digits	Used when MVCToken is not a valid number composed of digits
415	Invalid CardDesign, CardDesign must be composed of digits	Used when CardDesign is not a valid number composed of digits
416	Could not complete request, partial results returned	Used when not all requests within a bulk operation could be completed.
418	Both white list and black list are present in the request. Customer can only assign either white list or black list to a card	Used when both request parameters are supplied, only one is allowed
419	Invalid RenewOptions	Indicates an invalid RenewOption was supplied
420	NewProductID not present in the request	Indicates the request parameter was missing.
421	Invalid ExpiryDate format, it should be YYYY-MM-DD	Indicates the request parameter was in an invalid format
422	Card request has been taken into account by the system. The production files are not yet generated.	Indicates a card renewal is already under way
423	This card request has been already processed and the production files are successfully generated.	Indicates a card renewal is already under way

Code	Description	How is it used?
424	This card has an expiry less than one month, which is less than minimum validity. Please select a RenewOptions other than 0,2 and 4.	Indicates an attempt to renew card that is about to expire, without supplying a new expiry date
425	Invalid AccumulatorType	Indicates the supplied parameter was an invalid value
426	New available to spend balance on card is greater than new current balance on the card. The new available to spend balance should be less than new current balance.	Indicates the supplied parameter was an invalid value
427	Balance stand-in not enabled in External Host Settings	Indicates the card is not valid for the operation
431	Invalid PaymentTokenUsageGroup has been supplied, should be numeric.	Indicates the supplied parameter was an invalid value
432	Incorrect PaymentTokenUsageGroup. (Returns when the group code is not present in GPS database)	Indicates the supplied parameter was an invalid value
433	Invalid Delivery Method has been supplied, should be numeric.	Indicates the supplied parameter was an invalid value
434	Credential Value is missing, Should be supplied when Action is add or update	3D Secure
435	435 - Incorrect Virtual Card Image.	Returned when the Virtual Card Image ID is not present in GPS database
436	Incorrect Image Size.	Returned when the Size is not present in GPS database
500	Function not allowed by Institution	BOTTOM LINE (AGENCY BANKING SOLUTION)
501	Invalid Status Code	BOTTOM LINE (AGENCY BANKING SOLUTION)
502	Token Not Found	BOTTOM LINE (AGENCY BANKING SOLUTION)
503	Account Closed	BOTTOM LINE (AGENCY BANKING SOLUTION)
504	Account status was not updated successfully	BOTTOM LINE (AGENCY BANKING SOLUTION)
505	Apply to Account was not updated successfully	BOTTOM LINE (AGENCY BANKING SOLUTION)
506	Bank Transaction does not exist.	BOTTOM LINE (AGENCY BANKING SOLUTION)
507	Payment failed sanctions check.	BOTTOM LINE (AGENCY BANKING SOLUTION)
508	Payment to an Institution defined blacklisted account.	BOTTOM LINE (AGENCY BANKING SOLUTION)
509	BankingIn not allowed at Institution level	BOTTOM LINE (AGENCY BANKING SOLUTION)
510	BankingOut not allowed at Institution level	BOTTOM LINE (AGENCY BANKING SOLUTION)
511	DirectDebitIn not allowed at Institution level	BOTTOM LINE (AGENCY BANKING SOLUTION)
512	DirectDebitOut not allowed at Institution level	BOTTOM LINE (AGENCY BANKING SOLUTION)
513	BankingIn not switched on.	BOTTOM LINE (AGENCY BANKING SOLUTION)
514	Account in "not open" status but account status is a priority. BankingIn switched off.	BOTTOM LINE (AGENCY BANKING SOLUTION)
515	BankingOut not switched on.	BOTTOM LINE (AGENCY BANKING SOLUTION)
516	Account in "not open" status but account status is a priority. BankingOut switched off.	BOTTOM LINE (AGENCY BANKING SOLUTION)
517	DirectDebitIn not switched on.	BOTTOM LINE (AGENCY BANKING SOLUTION)
518	Account in "not open" status but account status is a priority. DirectDebitIn switched off.	BOTTOM LINE (AGENCY BANKING SOLUTION)
519	DirectDebitOut not switched on.	BOTTOM LINE (AGENCY BANKING SOLUTION)
520	Account in "not open" status but account status is a priority. DirectDebitOut switched off.	BOTTOM LINE (AGENCY BANKING SOLUTION)
521	Attempt to change account to disallowed status	BOTTOM LINE (AGENCY BANKING SOLUTION)
522	Amount to transfer must be a positive amount	BOTTOM LINE (AGENCY BANKING SOLUTION)
523	Sortcode cannot be empty	BOTTOM LINE (AGENCY BANKING SOLUTION)
524	Account number cannot be empty	BOTTOM LINE (AGENCY BANKING SOLUTION)
525	No available bank account numbers. Contact GPS	BOTTOM LINE (AGENCY BANKING SOLUTION)

Code	Description	How is it used?
526	Error creating bank account with required features	BOTTOM LINE (AGENCY BANKING SOLUTION)
527	Banking not allowed for this product	BOTTOM LINE (AGENCY BANKING SOLUTION)
528	No account associated with this token	BOTTOM LINE (AGENCY BANKING SOLUTION)
529	Payment from an Institution defined blacklisted account.	BOTTOM LINE (AGENCY BANKING SOLUTION)
530	Inbound processing payment code not allowed by Institution	BOTTOM LINE (AGENCY BANKING SOLUTION)
531	Inbound payment has error code. Processing not allowed by Institution	BOTTOM LINE (AGENCY BANKING SOLUTION)
532	Reversal not present	BOTTOM LINE (AGENCY BANKING SOLUTION)
533	Generic DDA Agency error	BOTTOM LINE (AGENCY BANKING SOLUTION)
534	Unknown DDA account number	BOTTOM LINE (AGENCY BANKING SOLUTION)
535	Direct debit was not cancelled	BOTTOM LINE (AGENCY BANKING SOLUTION)
536	BankingIn not allowed at Issuer level	BOTTOM LINE (AGENCY BANKING SOLUTION)
537	BankingOut not allowed at Issuer level	BOTTOM LINE (AGENCY BANKING SOLUTION)
538	DirectDebitIn not allowed at Issuer level	BOTTOM LINE (AGENCY BANKING SOLUTION)
539	DirectDebitOut not allowed at Issuer level	BOTTOM LINE (AGENCY BANKING SOLUTION)
540	Bottomline C series API not configured	BOTTOM LINE (AGENCY BANKING SOLUTION)
541	Combination of banking features not allowed	BOTTOM LINE (AGENCY BANKING SOLUTION)
542	DDA vales not configured	BOTTOM LINE (AGENCY BANKING SOLUTION)
543	Balance Sequence External Host is missing	Indicates the supplied parameter was an invalid value
544	Invalid EHI Mode	Indicates the EHI mode of the Product is not valid for the operation
545	Balance Sequence number is higner that the one inputted	Indicates the supplied parameter was an invalid value
546	No direct debit found	BOTTOM LINE (AGENCY BANKING SOLUTION)
547	Issue connecting to Bottomline V Series	BOTTOM LINE (AGENCY BANKING SOLUTION)
548	Cannot close account with balance	BOTTOM LINE (AGENCY BANKING SOLUTION)
549	BACS payment cancelled by User	BOTTOM LINE (AGENCY BANKING SOLUTION)
550	BACS Error Code Q in file	BOTTOM LINE (AGENCY BANKING SOLUTION)
551	Peer to Peer transfer failed	BOTTOM LINE (AGENCY BANKING SOLUTION)
552	Peer to Peer reversal failed	BOTTOM LINE (AGENCY BANKING SOLUTION)
553	Peer to Peer not allowed between different PM	BOTTOM LINE (AGENCY BANKING SOLUTION)
554	Invalid character in reference field	BOTTOM LINE (AGENCY BANKING SOLUTION)
555	'Banking transaction already processed	BOTTOM LINE (AGENCY BANKING SOLUTION)
556	Expected spend cannot be 0	Modulr
557	Must have at least 1 associate for the account	Modulr
558	Document must include a filename	Modulr
559	Document must have a filepath	Modulr
560	Document must have an uploaded date	Modulr
561	Associate must have an email	Modulr
562	Associate must have a first name	Modulr
563	Associate must have a last name	Modulr
564	Associate must have a phone number	Modulr
565	Associate phone number is not a recognised number	Modulr

Code	Description	How is it used?
566	Address line 1 is empty	Modulr
567	Address town is empty	Modulr
568	Address postcode is empty	Modulr
569	Address has invalid country code	Modulr
570	Product is not a Modulr product. Cannot create a customer	Modulr
571	Customer ID is not associated with this product	Modulr
572	Fauiled to save Modulr bank details	Modulr
573	Destination information provided with WEBHOOK call. Not needed	Modulr
574	No emails supplied when specifying EMAIL	Modulr
576	Passback Modulr Error	Modulr
577	Notfication already exists	Modulr
581	Modulr Payment unsuccessful	Modulr
600	Invalid AuthCalendarGroup	Indicates the supplied value could not be found
604	Invalid Event ID	Indicates the supplied value could not be found
611	Invalid WSID specified in the request	Indicates the supplied value could not be found
613	No fee is taken, whole amount is stored for later	Indicates insufficient balance was available and partial fee was not configured
614	Invalid BlackList	Indicates the supplied value could not be found
615	Invalid WhiteList	Indicates the supplied parameter value was not correct
621	SFTP Is missing	SendCardFiles:SFTP Missing
622	Invalid SMSBalance	Indicates the supplied parameter value was not correct
623	Invalid load token, deny	Indicates the supplied parameter value was not correct
624	Invalid Auth Type	Indicates the supplied parameter value was not correct
625	Invalid ActMethod	Indicates the supplied parameter value was not correct
626	SMS/Email subject cannot be blank.	Indicates the configured value was empty
627	SMS/Email body cannot be blank.	Indicates the configured value was empty
628	Token already exist in the table	3D Secure
629	Token is not configured to use the 3D secure web service	3D Secure
630	Token details set for delete.	3D Secure
631	LastModifiedType is missing	3D Secure
632	Invalid ListType	Sanction PEP
633	Invalid CheckLevel	Sanction PEP
634	Invalid Flag	Sanction PEP
635	Invalid Id	Sanction PEP
636	TransactionID is empty in the request	SafeReport
637	Invalid TransactionID	SafeReport
638	FraudTypeCode is empty in the request	SafeReport
639	Invalid FraudTypeCode	SafeReport
640	SubFraudTypeCode is empty in the request	SafeReport
641	Invalid SubFraudTypeCode	SafeReport

Code	Description	How is it used?
642	This Transaction already in safe report	SafeReport
643	IssuerId is empty in the request	SafeReport
644	Invalid IssuerId	SafeReport
645	Invalid Flag	SafeReport
646	IssCode not configured for 3d secure	3D Secure
647	Invalid MatchItems	Sanction PEP
648	Missing DOB or Nationality	Sanction PEP
649	Update is Applicable only after processing of Insert (File is not yet processed)	Used when an attempt is made to update 3D Secure details before the initial details have been sent to the 3D Secure processing bureau.
650	Public token and new token have different billing currencies.	Primary and secondary cards should have same billing currency.
651	Invalid Sms_Required	Indicates the parameter value was invalid
652	Invalid Sms_Content	Indicates the parameter value was invalid
653	CSN is empty or badly formatted	Gemalto : CSN - given in custom1 field - is null, empty or badly formatted
654	Card status can not be changed, current status of the card is not reversible	Used when card is in an irreversible status - 41,43 or 83
655	CSN is already associated with a card request in progress (i.e. a card request that has not yet reached a definitive status)	Gemalto : CSN - given in custom1 field - is already associated with a card request in progress (i.e. a card request that has not yet reached a definitive status)
656	Invalid DataSrc	
657	Authentication code is null, empty or badly formatted	Gemalto : Authentication code - given in custom2 field - is null, empty or badly formatted
658	ExtAPICardID is missed in the request	Indicates the parameter value was missing
659	Invalid load source is used in the request.	Please use load source Primary card (68) to transfer fund from primary to secondary and vice versa.
660	Invalid passcode (AccCode), it should be 6 digit number.	Leading zero is acceptable.
662	LockMode is invalid or missing	Indicates the parameter value was missing or an invalid value
663	Invalid DOB	Indicates the parameter value was missing or an invalid value
664	Invalid Fee, it should be decimal/integer	Indicates the parameter value was an invalid value
665	Invalid ProductID	Indicates the parameter value was missing or an invalid value
666	ProductID not belongs to the client	Indicates the parameter value was an invalid value for the PAN/Token supplied
667	Forbidden load source(LoadSrc), this program manager has no right to use the selected load source.	Indicates the parameter value was an invalid value
668	RSA - Invalid NamePrefix	Up to 120 characters allowed
669	RSA - Invalid NameSuffix	Up to 120 characters allowed
670	RSA - Invalid MothersMaidenName	Up to 120 characters allowed
671	RSA - Invalid CustomerID	Up to 120 characters allowed
672	RSA - Invalid AddressLine1	Up to 120 characters allowed
673	RSA - Invalid AddressLine2	Up to 120 characters allowed
674	RSA - Invalid City	Up to 120 characters allowed
675	RSA - Invalid StateCode	Two digits
676	RSA - Invalid CountryCode	Two characters according to ISO 3166-1 alpha-2 standards.
677	RSA - Invalid CompanyName	Up to 120 characters allowed

Code	Description	How is it used?
678	RSA - Invalid Misc1	Up to 120 characters allowed
679	RSA - Invalid Misc2	Up to 120 characters allowed
680	RSA - Invalid Misc3	Up to 120 characters allowed
681	RSA - Invalid Misc4	Up to 120 characters allowed
682	RSA - Invalid Misc5	Up to 120 characters allowed
683	RSA - Invalid Misc6	Up to 120 characters allowed
684	RSA - Invalid Misc7	Up to 120 characters allowed
685	RSA - Invalid Misc8	Up to 120 characters allowed
686	RSA - Invalid Last4SSN	Four digit integer
687	RSA - Invalid PANExp	Four digit integer
688	RSA - Invalid FullSSN	Nine digits
689	RSA - Invalid Last6SSN	Six digits
690	RSA - Invalid HomePhone	Up to 50 digit integer
691	RSA - Invalid BusinessPhone	Up to 50 digit integer
692	RSA - Invalid AltPhone1	Up to 50 digit integer. Also known as Mobile phone number
693	RSA - Invalid AltPhone2	Up to 50 digit integer
694	RSA - Invalid ZipCode	Five digits
695	RSA - Invalid DayOfBirth	Two digits
697	RSA - Invalid MonthOfBirth	Two digits
698	RSA - Invalid YearOfBirth	Two digits
699	RSA - Invalid CreditLimit	Nine digits
700	Invalid ISO language code	Indicates the parameter value was missing or an invalid value
701	Invalid CreateType	Indicates the parameter value was missing or an invalid value
702	Invalid Currency Buy Rate.	Must be non-negative
703	Invalid Currency Sell Rate.	Must be non-negative
704	Invalid Currency Mid Rate.	Must be non-negative
705	Invalid source currency code	Indicates the parameter value was missing or an invalid value
706	Invalid destination currency code	Indicates the parameter value was missing or an invalid value
707	Invalid FX Group ID	Indicates the parameter value was missing or an invalid value
708	Invalid Card Design, its a MutliFX product	Indicates the parameter value was missing or an invalid value
709	Invalid currency code in MutliFXCurrencies	Indicates the parameter value was missing or an invalid value
710	This Card Design does not support MultiFX	Indicates the parameter value was an invalid value
711	This Card Design does not support External Authorisation	Indicates the parameter value was an invalid value for the operation
712	Invalid Filter	Indicates the parameter value was missing or an invalid value
713	Invalid Group Type	Indicates the parameter value was an invalid value
714	Invalid load source	Indicates the parameter value was an invalid value
715	invalid load fund type	Indicates the parameter value was an invalid value
716	Invalid Linkage Group	Indicates the parameter value was an invalid value
717	The specified PrimaryToken is not a primary card.	Secondary cards cannot be chosen as the Primary Card of another card
718	Invalid PIN	PIN should be numeric and contain 4-12 digits

Code	Description	How is it used?
719	Duplicate ExternalRef	Gemalto : requestUID value already exists for a card that is currently in production, or already produced
720	Invalid TerminalID	Gemalto : satelliteUID value doesn't exists in Dexxis I2 (Central Base can't retrieve any Satellite with this ID)
721	Invalid ProductRef	Gemalto : cardTypeUID value doesn't exists in Dexxis I2 (Central Base can't retrieve any card type with this ID)
722	ExternalRef is empty	Gemalto : Null or empty string, or default value for parameter requestUID
723	TerminalID is empty	Gemalto : Null or empty string for parameter satelliteUID
724	ProductRef is empty	Gemalto : Null or empty string for parameter cardTypeUID
725	CardName is empty	Gemalto : Null or empty string for parameter cardHolderName
726	Some graphical data are empty	Gemalto : Null or empty array, or wrong size for parameter cardGraphicalData
727	Some magnetic data are empty	Gemalto : Null or empty array, or wrong size for parameter cardMagneticalData
728	Some carrier data are empty	Gemalto : Null or empty array or wrong size for parameter cardCarrierData
729	Electric data is empty	Gemalto : Null or empty string for parameter cardElectricalData
730	Illegal character in ExternalRef	Gemalto : requestUID contains characters that are not compatible with allowed charset/requestUID contains characters that are not alphanumerical
731	Illegal character in TerminalID	Gemalto : satelliteUID contains characters that are not compatible with allowed charset/satelliteUID contains characters that are not alphanumerical
732	Illegal character in ProductRef	Gemalto : cardTypeUID contains characters that are not compatible with allowed charset/cardTypeUID contains characters that are not alphanumerical
733	Illegal character in graphical data	Gemalto : cardGraphicalData contains characters that are not compatible with allowed charset
734	Illegal character in magnetic data	Gemalto : cardMagneticalData contains characters that are not compatible with allowed charset
735	Illegal character in carrier data	Gemalto : cardCarrierData contains characters that are not compatible with allowed charset
736	Graphical data type is empty or size is incorrect	Gemalto : Null or empty array, or wrong size for parameter cardGraphicalDataType
737	Unknown graphical data type	Gemalto : cardGraphicalDataType contains at least one unknown graphical data type
738	Size of graphical data and graphical data type aren't identical	Gemalto : cardGraphicalDataType doesn't contain the same number of values than cardGraphicalData
739	Graphical data type doesn't specified	Gemalto : At least one cardGraphicalData doesn't have a cardGraphicalDataType specified
740	Illegal character in electric data	Gemalto : cardElectricalData contains characters that are not compatible with allowed charset
741	Custom data 1 is empty	Gemalto : Null or empty string, or default value for parameter cardRequestCustomData1
742	Illegal character in custom data 1	Gemalto : cardRequestCustomData1 contains characters that are not compatible with allowed charset
743	Custom data 2 is empty	Gemalto : Null or empty string, or default value for parameter cardRequestCustomData1
744	Illegal character in custom data 2	Gemalto : cardRequestCustomData1 contains characters that are

Code	Description	How is it used?
		not compatible with allowed charset
745	Custom data 3 is empty	Gemalto : Null or empty string, or default value for parameter cardRequestCustomData1
746	Illegal character in custom data 3	Gemalto : cardRequestCustomData1 contains characters that are not compatible with allowed charset
747	Custom data 4 is empty	Gemalto : Null or empty string, or default value for parameter cardRequestCustomData1
748	Illegal character in custom data 4	Gemalto : cardRequestCustomData1 contains characters that are not compatible with allowed charset
749	Custom data 5 is empty	Gemalto : Null or empty string, or default value for parameter cardRequestCustomData1
750	Illegal character in custom data 5	Gemalto : cardRequestCustomData1 contains characters that are not compatible with allowed charset
751	Illegal character in custom map file	Gemalto : cardRequestCustomMapFile contains characters that are not compatible with allowed encoding
752	Incorrect custom map file XML format	Gemalto : XML file(s) contained into cardRequestCustomMapFile archive doesn't have the required XML format
753	Empty custom map file MD5 hash	Gemalto : Null or empty string for parameter cardProductionCustomMapFileMd5Hash
754	Illegal character in custom map file MD5 hash	Gemalto : cardRequestCustomMapFileMd5Hash contains characters that are not compatible with allowed encoding. Hash result must be base64 encoded
755	Comparison failed	Gemalto : cardRequestCustomMapFile archive transmission failure: MD5 hash comparison failed
756	Unpack failed	Gemalto : cardRequestCustomMapFile archive can't be unpacked or files can't be retrieved from it. Probably an archive format error
757	Map file data is not compactable with encoding	Gemalto : XML file(s) contained into cardRequestCustomMapFile archive contains at least one value that is not compatible with allowed encoding
758	Invalid PIN Block	Gemalto : cipheredPin must contain 16 characters/cipheredPin parameter contains characters that are not compatible with allowed charset/cipheredPin parameter contains characters that are not allowed. cipheredPin must only be composed of digits or letters from A to F
759	Invalid PIN Block format	Gemalto : cipheredPinFormat parameter is null or default values whereas it is mandatory since cipheredPin is set/cipheredPinFormat has not an attempted value (only 'ISO0' and 'ISO2' values are correct).
760	PIN block doesnot match PIN Block format	Gemalto : cipheredPin does not match given cipheredPinFormat
761	PAN is empty	Gemalto : pan parameter is null or empty or default values whereas it is mandatory (given Ciphered PIN format is ISO0)
762	Invalid character in PAN	Gemalto : pan parameter contains characters that are not compatible with allowed charset/pan parameter contains characters that are not allowed. Pan must only be composed of digits
763	Illegal character in PIN mailer data	Gemalto : At least one pinMailerData element contains characters that are not compatible with allowed charset
764	Card request creation is forbidden	Gemalto : Card request creation is forbidden since standard Instant Issuance mode is deactivated on Central Base
765	PIN can not verified	Gemalto : cipheredPin cannot be verified since KMS server is unreachable
766	PIN delivery mode is empty	Gemalto : Null, empty or default string for parameter PinDeliveryMode whereas Pin or pinMailerData are provided

Code	Description	How is it used?
767	Unkonwn PIN delivery mode	Gemalto : Unknown value for parameter PinDeliveryMode. Only NONE, PIN_MAILER and PIN_SELECTION are allowed
768	Illegal character in Pin delivery mode	Gemalto : PinDeliveryMode parameter contains characters that are not compatible with allowed charset
769	PIN Block is empty, choosen PIN delivery mode required PIN Block	Gemalto : cipheredPin parameter is null, empty or default value whereas it MUST contain a value because the chosen pinDeliveryMode requires it
770	Data preparation failed	Gemalto : Data preparation failed (synchronous DP call) or data preparation launch failed (asynchronous DP call)
771	System is busy	Gemalto : The system is busy and can't accept any new request for the moment. Either too many concurrent requests have been sent, or too many requests are currently waiting for data preparation. The system refuses new requests to remain stable and to keep acceptable performances. Please try again later and check the system health
772	Request not found	Gemalto : Card Request not found in Gemalto system
773	Invalid ExpiryDatePart	Indicates the parameter value was invalid
774	Limit Group not assigned to the input secondary card	Indicates the parameter value is not correctly configured
775	Load source limit setting not found in the secondary card	Indicates the parameter value is not correctly configured
776	The given card is already replaced	Indicates the parameter value is in an invalid state for the requested operation
777	Invalid func	Indicates the parameter value was invalid
778	Invalid PIN Mailer	Indicates the parameter value was invalid
779	Invalid White List	Indicates the parameter value was invalid
780	White List is empty	Indicates the parameter value was empty and is required
781	CardAcceptorId is empty	Indicates the parameter value was empty and is required
782	Invalid Action	Indicates the parameter value was invalid
783	CardAcceptorID not found	Indicates the parameter value was not found
784	The requested product is virtual but the request is for physical card generation	Indicates the CreateType parameter value was invalid for the specified Product
785	The requested product is physical but the request is for virtual card generation	Indicates the CreateType parameter value was invalid for the specified Product
786	Invalid e-mail address	Indicates the parameter value was in an invalid format
787	e-mail address is missing	Indicates the parameter value was empty and is required
788	Invalid MailOrSMS	Indicates the parameter value was invalid
789	Cannot convert card, card is already physical	Indicates the card has already been converted
790	The card is physical, only virtual can convert	Indicates the card is already physical
791	Load is disabled, card is EA Type1	Indicates the Product is configured as External Auth Type 1 where the client holds the balance and therefore Load is an invalid operation
792	Wrong or expired login/password, or disabled user	The credentials supplied were invalid
793	Wrong or insufficient credentials	The credentials were not properly supplied
794	Login parameter is null, empty string, or default value	The credentials were not properly supplied
795	Login parameter contains characters that are not compatible with allowed charset	The credentials were not properly supplied
796	Password parameter is null, empty string, or default value	The credentials were not properly supplied
797	Password parameter contains characters that are not compatible with allowed charset	The credentials were not properly supplied

Code	Description	How is it used?
798	Quantity entered is invalid, it should be numeric and greater than one	Indicates the parameter value was invalid format
799	This card acceptor is already added to the black list/white list of the given scheme	Indicates the card acceptor is already added to the black list/white list of the given scheme
800	WSID is missing in the request.	Parameter was not supplied but is required
801	IssCode is missing.	Parameter was not supplied but is required
802	TxnCode is missing	Parameter was not supplied but is required
803	AuthType is missing	Parameter was not supplied but is required
804	LocDate is missing	Parameter was not supplied but is required
805	LocTime is missing	Parameter was not supplied but is required
806	CurCode is missing in the request.	Parameter was not supplied but is required
807	DebOrCred is missing in the request.	Parameter was not supplied but is required
808	Description is missing in the request.	Parameter was not supplied but is required
809	Transaction amount such as AmtAdjustment, LoadValue, UnloadValue is missing in the request.	Parameter was not supplied but is required
810	PAN, PublicToken or CardDesign is missing in the request.	Parameter was not supplied but is required
811	DOB is missing in the request.	Parameter was not supplied but is required
812	CVV is missing.	Parameter was not supplied but is required
813	AccCode is missing or invalid.	Parameter was not supplied but is required
814	ClientCode is missing when AuthType is 5	Parameter was not supplied but is required
815	LastName is missing when AuthType is 6	Parameter was not supplied but is required
816	Track2 is missing when AuthType is 7	Parameter was not supplied but is required
817	SecId is missing when AuthType is 8.	Parameter was not supplied but is required
818	SecVal is missing when SecValPos is non-zero.	Parameter was not supplied but is required
819	ActMethod is missing in the request.	Parameter was not supplied but is required
820	City or Postcode is missing in the request.	Parameter was not supplied but is required
821	Country is missing	Parameter was not supplied but is required
822	FirstName is missing in the request.	Parameter was not supplied but is required
823	AccNo is missing in the request.	Parameter was not supplied but is required
824	ExpDate is missing in the request.	Parameter was not supplied but is required
825	StatCode or NewStatCode is missing or invalid in the request.	Parameter was not supplied but is required
826	OrgItemid is missing in the request.	Parameter was not supplied but is required
827	LoadFee is in incorrect format.	Parameter was supplied but is in an invalid format
828	SecValPos in incorrect format.	Parameter was supplied but is in an invalid format
829	SvcSrc is missing in the request.	Parameter was not supplied but is required
830	SvcTye is missing in the request.	Parameter was not supplied but is required
831	Work city or Work Postcode is missing in the request.	Parameter was not supplied but is required
832	Work country is missing	Parameter was not supplied but is required
833	Dlvcity or DlvPostcode is missing in the request.	Parameter was not supplied but is required
834	DlvCountry is missing.	Parameter was not supplied but is required
835	DlvFirstName is missing in the request.	Parameter was not supplied but is required
836	SysDate is missing.	Parameter was not supplied but is required

Code	Description	How is it used?
837	TxnType is missing.	Parameter was not supplied but is required
838	TermCode is missing	Parameter was not supplied but is required
839	TerminalID is missing.	Parameter was not supplied but is required
840	CrdaCptLoc is missing.	Parameter was not supplied but is required
841	MCC is missing.	Parameter was not supplied but is required
842	Poschp is missing.	Parameter was not supplied but is required
843	Poscdim is missing.	Parameter was not supplied but is required
844	Poscham is missing.	Parameter was not supplied but is required
845	Poscp is missing.	Parameter was not supplied but is required
846	ItemId is missing.	Parameter was not supplied but is required
847	TlogId is missing.	Parameter was not supplied but is required
848	BillConvRate is missing.	Parameter was not supplied but is required
849	MsgType is missing.	Parameter was not supplied but is required
850	Func is missing.	Parameter was not supplied but is required
851	Current Pin is missing	Parameter was not supplied but is required
852	New Pin is missing	Parameter was not supplied but is required
853	Confirm Pin is missing	Parameter was not supplied but is required
854	Key ref is missing.	Parameter was not supplied but is required
855	ItemSrc is missing.	Parameter was not supplied but is required
856	LoadFundType is missing.	Parameter was not supplied but is required
857	LoadSrc is missing.	Parameter was not supplied but is required
858	LoadFee is missing.	Parameter was not supplied but is required
859	LoadedBy is missing.	Parameter was not supplied but is required
860	Title is missing.	Parameter was not supplied but is required
861	Addr1 is missing.	Parameter was not supplied but is required
862	Addr2 is missing.	Parameter was not supplied but is required
863	Reason is missing.	Parameter was not supplied but is required
864	Invalid Limit group code.	Parameter was supplied but is invalid
865	Invalid MCC group code.	Parameter was supplied but is invalid
866	Invalid Usage group code.	Parameter was supplied but is invalid
867	ProcCode is missing in the request or invalid.	Parameter was either supplied but is invalid, or is missing and required
868	Duplicate WSID in the request, deny.	The WSID has already been used on a previous request. WSIDs should be unique
869	Invalid Fee Group Code	Parameter was supplied but is invalid
870	Invalid Primary Token, deny	Parameter was supplied but is invalid
871	Balance transfer from primary card to secondary or vice vers, deny	Not in use
872	Source and destination card has same PAN, deny	Attempt to balance transfer to and from same card is invalid
873	CardSelector is missing or invalid.	Parameter was not supplied but is required, or is an invalid value
874	CardSelectorValue is missing or invalid.	Parameter was not supplied but is required, or is an invalid value
875	Fee structure is not set for the given process code.	No fee structure is configured for the process code supplied during an attempt to take generic fees

Code	Description	How is it used?
876	RegenType/Replace is empty or invalid.	Parameter was not supplied but is required, or is an invalid value
877	Invalid expiry date.	An attempt was made to update the logical expiry date to either a past date, or a date that is beyond the physical expiry date
878	Invalid character in Card Name.	Non - european characters are not allowed in Card Name
879	Invalid character in First Name.	If Card Name is empty then non - european characters are not allowed in First Name.
880	Invalid character in Last Name.	If Card Name is empty then non - european characters are not allowed in Last Name.
881	Invalid recurring/scheduled fee group code.	Parameter was supplied but is invalid
882	Invalid web service fee group code.	Parameter was supplied but is invalid
883	Invalid Card Manufacturer Code	Parameter was supplied but is invalid
884	Customer mobile phone number is not set for this card.	An attempt was made to send an SMS, but no mobile number is registered for this card
885	Address verification failed.	The supplied address did not match the stored address
886	License verification failed.	The supplied License details did not match the stored details
887	Passport verification failed.	The supplied Passport details did not match the stored details
888	License number is missing.	A required parameter was not supplied
889	Gender (sex) is missing.	A required parameter was not supplied
890	Passport number is missing.	A required parameter was not supplied
891	Surname is missing.	A required parameter was not supplied
892	Passport number check digit is missing.	A required parameter was not supplied
893	Invalid DebOrCred,	It should be 1(Credit) or -1(Debit).
894	Invalid DOB format	Format should be YYYY-MM-DD
895	Invalid Start Date	Format should be YYYY-MM-DD
896	Invalid EndDate	Format should be YYYY-MM-DD
897	Invalid amount	Amount should be non-negative and no more decimal places than the currency will allow.
898	Invalid BIN/Manufacturer combination	The selected card manufacturer is not associated with the programme scheme
899	Invalid Country/Delv_Country, it should be ISO numeric code.	Parameter was supplied in incorrect format
900	Restricted web method, this client is not allowed to use this method	Client is not configured to call this web service
902	Invalid Transaction	The selected transaction is not valid for this operation
903	Re-Enter Transaction	The selected transaction must be re-entered
904	Format error, deny	Generic format error condition eg used by Account Enquiry to indicate invalid format in 'txnfilter' value received in request or when the security details do not match with the selected authMethod
905	Aquirer not supported by switch	As required by Issuer
906	Cutover in process	As required by Issuer
907	Card issuer signed off	As required by Issuer
908	Transaction destination cannot be found for routing	As required by Issuer
909	System malfunction, deny	Generic 'catch-all' error condition
910	Card issuer signed off	As required by Issuer
911	Card issuer timed out	As required by Issuer

Code	Description	How is it used?
912	Card issuer unavailable	As required by Issuer
913	Duplicate transaction, deny	To indicate the received request is a duplicate of a previous request. In some calls the ID of the original request (that this request duplicates) may also be returned in the response.
914	Unable to trace original transaction, deny	Used to indicate that the item a Void transaction seeks to cancel cannot be found
915	Reconciliation cutover or checkpoint error	As required by Issuer
916	MAC incorrect	As required by Issuer
917	MAC key sync error	As required by Issuer
918	No communication keys available for use	As required by Issuer
919	Encryption key sync error	As required by Issuer
920	Security error - authentication failed, deny	Failed to authenticate the cardholder
921	Security error - security answer not defined	Failed to authenticate cardholder because one or more of the security details have not been setup for the cardholder
922	Message number out of sequence	As required by Issuer
923	Request in progress	As required by Issuer
924	Invalid security code	As required by Issuer
925	Database error	As required by Issuer
928	Customer vendor format	As required by Issuer
932	Recurring data error	As required by Issuer
933	Update not allowed	As required by Issuer
934	RegisterDetails was of the incorrect format	RegisterDetails was either empty or not of the correct type
935	RegisterSMS was of the incorrect format	RegisterSMS was either empty or not of the correct type
936	DeRegister was of the incorrect format	DeRegister was either empty or not of the correct type
937	OverrideGPS was of the incorrect format	OverrideGPS was either empty or not of the correct type
938	RelssueBoolean was of the incorrect format	RelssueBoolean was either empty or not of the correct type
939	NewToken was incorrect format	NewToken must be either 0 (if not re-issuing) or a valid public token
940	Value in a Detail was empty	Must have a value withing the Detail class and not empty string
941	ENUM_3DS_Details Identity was not a valid type	ENUM_3DS_Details Identity was not a valid type. Please see appendix for valid values
942	DetailsStatus was not a valid type	DetailsStatus was not a valid type. Please see appendix for valid values
943	MobileNumber was an invalid type	MobileNumber must be a valid number. Length must be between 11 and 25 characters long
944	SMSStatus was not a valid type	SMSStatus was not a valid type. Please see appendix for valid values
945	RelssueBoolean is True and NewToken = 0	A request to reissue the details to a new token was received but the NewToken value is 0. Set NewToken to a valid public token
946	NewToken is an invalid token	A NewToken value has been requested but the supplied token is not valid
947	Relssue and register are set	A request has been received to both register and reregister a token. Only one or the other can be done
948		Reserved for RSA
949		Reserved for RSA
950		Reserved for RSA

Code	Description	How is it used?
951	Webservice call successful, but failed to send Network Message due to internal error (i.e. 0302 service call did not return)	As required by Issuer
952	Webservice call successful, but failed to send Network Message due to message error (i.e. 0302 response was error)	As required by Issuer
954	RSA - Invalid BranchNumber	Ten digits
955	RSA - Invalid DateOfBirth	Must be format YYYYMMDD. Failed to convert to a date
956	RSA - Invalid LastStatementDate	Must be format YYYYMMDD. Failed to convert to a date
957	RSA - Invalid RelationshipType	Must be one of the following primary, co-applicant, authorized)
958	RSA - Invalid CompanyTel	Fifty digits
959	RSA - Invalid EmbossedName	Up to 120 characters allowed
960	RSA - Invalid FirstName	Up to 120 characters allowed
961	RSA - Invalid MiddleName	Up to 120 characters allowed
962	RSA - Invalid LastName	Up to 120 characters allowed
953	Activation of Card successful, but updating MDES Card Mapping failed	As required by Issuer
996	Retired Web Service	Retired
997	Soap username is null or empty	SOAP authentication
998	Soap password is null or empty	SOAP authentication
999	Security error - SOAP authentication failed. Deny	Indicates the SOAP authentication user name or password is incorrect.

MVC Action Codes

The following action codes are relevant to a Master Virtual Card (MVC) .

Code	Description
000	Normal, approve
100	Do not Honour, deny
116	Insufficient funds, deny
118	No card record, deny
121	Amount limits exceeded or outside valid load range, deny
123	Frequency limits exceeded, deny
605	MVC token is missing or invalid
606	Source (MVC) and destination (new) tokens aren't belonging to same scheme.
607	Source token is not MVC
661	MVC token and new token have different billing currencies. MVC load doesn't support inter currency fund transfer.
801	IssCode is missing.
806	CurCode is missing in the request.
810	PublicKey is missing in the request.
897	Invalid amount, amount should be non-negative

Code	Description
909	System malfunction, deny
997	Soap username is null or empty
998	Soap password is null or empty
999	Security error. SOAP authentication failed. Deny

Transaction Codes

The following transaction codes are used in the `<TxnCode>` tag of a web service response.

Code	Description
0	Card Activation
1	Card Load
2	Status Change
3	Balance Enquiry
4	Customer Enquiry
5	Card Statement
6	Load Verification
7	Balance Transfer
8	Card Unload
9	Card Enquiry
10	Activate / Load
11	Card Unload / Status Change
12	Transaction Void
13	Cardholder Update
14	Cardholder Details Enquiry
15	Load Demand
16	Balance Adjustment
17	Extend Expiry
18	Manage PIN
19	External Approve
20	Card Reload

Activation Methods

You can use the following methods in the `<ActMethod>` tag to activate a card:

Method	Description
1	Card number (PAN)/public token + cardholder's date of birth
2	Card number/public token + CVC2
3	Card number/public token + access code
4	Full Track 2
5	Card number/public token + security data - DO NOT USE
6	Card number/public token

See: [Card Activate](#), [Card Activate and Load](#) and [MVC Card Activate and Load](#).

Web Service Codes

The following processing codes are used in the <ProcCode> tag, when requesting a payment token.

Code	Description
001	Fees : POS Standard
002	Fees : GPS Kiosk
003	Fees : GPS Web Site
004	Fees : Card Processor
005	Fees : Standard Web Service
006	Fees : Agent
007	Fees : Head Office
008	Fees : Call Centre
009	Fees : Customer Web site
010	Fees : Wirecard
011	Fees : Customer kiosk
012	Fees : Customer mobile app
013	Fees : GPS IVR
014	Fees : Unknown
017	Fees : Corporate
018	Fees : epay
019	Fees : HOCA Verifiable
020	Fees : Post Office
021	Fees : HOCA Non Verifiable
022	Fees : Paypoint
023	Fees : POS Reload
024	Fees : TCC Web Report
025	Fees : TCC Online
026	Fees : VIRGIN POS Reload
027	Fees : TCC POS Reload
028	Fees : TCC Promotion
029	Fees : DXB Zero Load
030	Fees : AlFardan Reload
031	Fees : UAEx Reload
032	Fees : AlAnsari Reload
033	Fees : 14 day Cool Off
034	Fees : Unload to Repatriate
035	Fees : Loan Repayment
038	Fees : VIRGIN Zero Load
039	Fees : VIRGIN POS standard
040	Fees : JADE Web Report
041	Fees : JADE POS standard
042	Fees : JADE POS Reload

Code	Description
043	Fees : JADE Zero Load
044	Fees : Wirecard-Cadooz
045	Fees : Crunch POS Standard
046	Fees : CRUNCH POS Reload
047	Fees : Unload Fee Test
048	Fees : Balance Transfer Fee Test
049	Fees : Sofort Banking
050	Fees : Wirecard e-commerce
051	Fees : UAExAirport POS Standard
052	Fees : UAExAirport Reload
053	Fees : Cadooz Load
054	Fees : Cadooz Reload
055	Fees : Cadooz web unload
056	Fees : Sofort Bank Transfer Load
057	Debit Card Load fee
058	PIN Control
060	Fees : Post Office and Paypoint
061	Fees : Credit Limit
062	Fees : Credit Card Payment
063	Fees : Ukash Payment
064	Fees : Bank Transfer
065	Fees : Giropay
066	Fees : Sofortüberweisung
067	Fees : Debit Card
068	Fees : Primary Card
069	Monthly Service Fee
070	Balance Enquiry Fee 0 - Call Centre
071	Balance Enquiry Fee 1 - Website
072	Balance Enquiry Fee 2 - IVR
073	Balance Enquiry Fee 3 - SMS
074	Fees : Master Virtual Card
075	Fees : Micropayment
076	Fees : MVC Load
077	Fees : iMVC Load
078	Fees : P2P Transfer
079	Fees : Auto-transfer from Primary Card
080	Card Upgrade Fee
081	Card Closure/Redemption Fee
082	Card Issue Fee (Physical)
083	Administration Fee

Code	Description
084	Card Replacement Fee
085	Card Issue Fee (Virtual)
086	Secondary Card Issue Fee
087	Primary Card Activation Fee
088	Secondary Card Activation Fee
089	Lost & Stolen Card Fee
090	Monthly Service Fee Virtual
091	Fees : Incoming SEPA Transfers
092	Fees : Incoming Direct Debit
093	Fees : Outgoing Sepa Transfers
094	Fees : Outgoing Direct Debit
095	Fees : Voucher
096	Fees : Cash Incentive Rewards
097	Fees : Entercash
098	Fees : Payvision
100	Fees : La banque Postale
101	Fees : La Banque Postale
102	Fees : Loyalty Programme
103	Fees : KYC Upgrade_Grp Chng
106	Fees : First Load from MVC
107	Fees : Cash Deposit
108	Fees : International Bank Transfer
109	Fees : Balance Transfer - Mtel
110	Fees : Balance Transfer - Phyre
111	Fees : Balance Transfer - CashTerminal
112	Fees : Balance Transfer - Payoo
599	Blocked Amount Posting
999	Recurring Fee

SMS Configuration Options

Below are options for configuring the SMS messages sent to your customers. Please contact your Implementation Manager to ask for these SMS options to be configured.

Description	Examples
Web Services that allow configurable SMS text to be sent	PIN Control, Load, Unload, Balance Enquiry, Status Change, Activation, Card Create, Regenerate, Card Create (Replacement option), Balance Adjustment, Updated Cardholder.
Example variables that are allowed in configurable messages	Cardholder Title Cardholder First Name Cardholder Surname Card Currency (.e.g GBP) Amount (Load/Adjustment/Unload etc..) Current Available Balance CVV Masked PAN Masked replacement PAN PIN Sender (scheme sender)
Languages allowed	Language is determined by checking the current value of the cardholder <i>Lang</i> setting. For details, see Create Card.

Authentication Methods

See the table below for a list of cardholder authentication methods, which are used within the `<AuthType>` tag. In most cases an Authorisation type of 1 is sufficient, since there is separate SOAP header authentication to validate the user of the web service.

Auth Type	Description
1	Card number (PAN) or public token
2	Card number/public token & cardholder's date of birth
3	Card number/public token & CVC2
4	Card number/public token & access code
5	Login ID - DO NOT USE
6	Card number and cardholder's date of birth and cardholder's last name
7	Full Track2
8	Card number & security data - DO NOT USE

Note: If you suspect your SOAP login details may have been compromised, contact GPS immediately

Status Codes

The following status codes can be used within the `<NewStatCode>` tag to set the status of a card. They are also returned in a response to a card status request.

Status Code	Description
00	All Good. Indicates that the card is good for use, but does not indicate whether it is active. Tip: A card must have its <code><IsLive></code> flag changed to 1 to be considered active. You cannot activate a card by changing its status to 00. To activate a card, use <code>Ws_Activate</code> .
01	Refer to card issuer DO NOT USE
02	Card not yet activated
05	Do not honour
41	Lost card
43	Stolen card
54	Expired card DO NOT USE
62	Restricted card
63	Security Violation
70	Cardholder to contact issuer
75	Allowable number of PIN tries exceeded
83	Card Destroyed
98	Refund given to Customer
99	Card Voided

Notes

- Most of the statuses are reversible (apart from 83 - Card Destroyed, 43 - stolen). All of them apart from 00 will prevent the card from being used over the Mastercard or VISA network.
- Do not use status 01 (refer to Card Issuer) or 54 (expired card) as these are for GPS use only.
- Changing the status to 99 (card voided) or 98 (refund to customer) automatically generates a card balance adjustment down to 0.00.

Transaction Types

Refer to the table below for a list of transaction types, which can be used in the `<TransactionType>` tag.

Type	Description
A	Authorisation
B	Balance Adjustment
C	Chargeback
D	Auth Reversal
E	Financial Reversal
F	Fee
G	Payment
H	Chargeback - Non Credit
J	Authorisation Advice
L	Load
N	Second Presentment
P	Presentment
R	Retrieval Request
S	Status Change
U	Unload
W	Repeat Reversal NOT USED
Y	Expiry

Transaction Status

Refer to the table below for a list of transaction status values for the `<StatusCode>` field.

Type	Description
A	Accepted
C	Cleared
I	Declined
R	Removed
S	Settled
V	Reversed

See usage in: [Card Statement](#), [Card Statement \(V2\)](#)

Load Sources

Refer to the table below for a list of load sources available for the <LoadSrc> field.

Source	Description
1	POS standard
2	GPS Kiosk
3	GPS Web Site
4	Card Processor
5	Standard Web Service
6	Agent
7	Head Office
8	Call Centre
9	Customer Web site
10	Wirecard NO LONGER USED
11	Customer kiosk
12	Customer mobile app
13	GPS IVR
14	Unknown
16	Load From Card Request File
17	Corporate
18	epay
19	HOCA Verifiable
20	Post Office
21	HOCA Non Verifiable
22	Paypoint
23	DXB POS Reload
24	TCC Web Report
25	TCC Online
26	VIRGIN POS Reload
27	TCC POS Reload
28	TCC Promotion
29	DXB Zero Load
30	AlFardan Reload
31	UAEx Reload
32	AlAnsari Reload
33	14 day Cool Off
34	Unload to Repatriate
35	Loan Repayment
36	DXB Online
37	Payzone
38	VIRGIN Zero Load
39	VIRGIN POS standard

Source	Description
40	JADE Web Report
41	JADE POS standard
42	JADE POS Reload
43	JADE Zero Load
44	Wirecard-Cadooz
45	Crunch POS Standard
46	CRUNCH POS Reload
47	Unload Fee Test
48	Balance Transfer Fee Test
49	Sofort Banking
50	Wirecard e-commerce
51	UAExAirport POS Standard
52	UAExAirport Reload
53	Cadooz Load
54	Cadooz Reload
55	Cadooz web unload
56	Sofort Bank Transfer Load
57	Billpay Payment
60	Post Office and Paypoint
61	Credit Limit
62	Credit Card Payment
63	Ukash Payment
64	Bank Transfer
65	Giropay
66	Sofortüberweisung
67	Debit Card
68	Primary Card
74	Master Virtual Card
75	Micropayment
76	MVC Load
77	iMVC Load
78	P2P Transfer
79	Auto-transfer from Primary Card
91	Incoming SEPA Transfers
92	Incoming Direct Debit
93	Outgoing Sepa Transfers
94	Outgoing Direct Debit
95	Voucher
96	Cash Incentive Rewards
97	Entercash

Source	Description
98	Payvision
101	La Banque Postale
102	Loyalty Programme
103	KYC Upgrade_Grp Chng
106	First Load from MVC
107	Cash Deposit
108	International Bank Transfer
109	Balance Transfer - Mtel
110	Balance Transfer - Phyre
111	Balance Transfer - CashTerminal
112	Balance Transfer - Payoo

Item Source Types

Refer to the table below for a list of item source types.

Type	Description
0	Undefined
1	Call Centre
2	Website
3	Interactive Voice Response (IVR) system.
4	SMS
5	mbanking

Load Fund Types

Refer to the table below for a list of load fund types, which are used within the `<loadfundtype>` tag.

Type	Description
0	Unknown
1	Cash
2	Debit card
3	Credit card
4	e-Wallet
5	Bank account
6	Import
7	Savings Stamps
8	Cheque
9	Export
10	Transfer
11	From/To Offline Balance

Enums and Data Structures

This section provides details of parameters with Enumerated (Enum) values and data structures.

BankingFeaturesType

Property	Type	Value	Description
BankingIn	Enum	ENUM_BankingIn	See ENUM_BankingInEnabled
BankingOut	Enum	ENUM_BankingOut	See ENUM_BankingOutEnabled
DirectDebitIn	Enum	DirectDebitIn	See ENUM_DirectDebitInEnabled
DirectDebitOut	Enum	DirectDebitOut	See ENUM_DirectDebitOutEnabled
AccountName	String	AccountName	Account name.

Changed Banking Features

Property	Type	Value	Description
PublicToken	Integer	PublicToken	Public token
BankingFeatures	Data structure	BankingFeaturesReturnType	See BankingFeaturesReturnType
	Enum	UpdateSuccess	See ENUM_ChangedBankingFeaturesUpdate
BankingFeaturesReturnType	Enum	BankingIn	See ENUM_BankingInEnabled
	Enum	BankingOut	See ENUM_BankingOutEnabled
	Enum	DirectDebitIn	See ENUM_DirectDebitInEnabled
	Enum	DirectDebitOut	See ENUM_DirectDebitOutEnabled
	Enum	CardEnabled	See ENUM_CardEnabled .

BankingEnabled Enums

Property	Type	Value	Description
ENUM_BankingInEnabled	Enum	Enabled Disabled	Enabled Disabled
ENUM_BankingOutEnabled	Enum	Enabled Disabled	Enabled Disabled
ENUM_DirectDebitInEnabled	Enum	Enabled Disabled	Enabled Disabled
ENUM_DirectDebitOutEnabled	Enum	Enabled Disabled	Enabled Disabled
ENUM_ChangedBankingFeaturesUpdate	Enum	Success Fail DirectDebitNotAllowed	Successful Failed Direct Debit not allowed

Enum_CardEnabled

Property	Type	Value	Description
ENUM_CardEnabled	Enum	Enabled Disabled	Enabled Disabled

AccountStatus

Property	Type	Value	Description
AccountStatus	Enum	AccountStatus	See ENUM_AccountStatus .

Property	Type	Value	Description
	Enum	BankingInEnabled	See ENUM_BankingInEnabled .
	Enum	BankingOutEnabled	See ENUM_BankingOutEnabled .
	Enum	DirectDebitInEnabled	See ENUM_DirectDebitInEnabled .
	Enum	DirectDebitOutEnabled	See ENUM_DirectDebitOutEnabled .
	Enum	CardEnabled	See ENUM_CardEnabled .

ENUM_AccountStatus

Property	Type	Value	Description
ENUM_AccountStatus	Enum	Open Closed SuspendedPaymentsInAllowed FullySuspended Deceased Probate	The account is open. The account is closed. The account is suspended, but payments in are allowed. The account is fully suspended. The account holder is deceased The account is in probate (for a deceased account holder)

BLAccount

Property	Type	Value	Description
BLAccount	Integer (long)	PublicKey	Encrypted public token
	String	SortCode	String of the 6-digit sort code
	String	AccountNumber	String of account number
	Enum	Status	Account status. See ENUM_AccountStatus .
	Number	Balance	Account balance (decimal)
	String	UpdateStatusResult	String of status result

BankingFeatures

Property	Type	Value	Description
ExistingToken	String	ExistingToken	Public token.
BankingIn	Boolean	BankingInEnabled	Allow payments in. Set to "TRUE" or "FALSE".
BankingOut	Boolean	BankingOutEnabled	Allow payments out. Set to "TRUE" or "FALSE".
DirectDebitIn	Boolean	DirectDebitInEnabled	Allow direct debit payments in. Set to "TRUE" or "FALSE".
DirectDebitOut	Boolean	DirectDebitOutEnabled	Allow direct debit payments out. Set to "TRUE" or "FALSE".
CardEnabled	Boolean	CardEnabled	Indicates whether the card is enabled. Set to "TRUE" or "FALSE".
Status	String	Status	Account status code.
CompanyName	String	CompanyName	Company name.
AccountName	String	AccountName	Account name.

Notes

- Populating the **ExistingToken** field will add banking features onto an existing card.
- Boolean options, if not populated, will default to true.
- The status codes and their associated options are shown below (0 = false, 1 = true).

Status Code	Description	AllowPaymentsIn	AllowPaymentsOut	AllowDirectDebitIn	AllowDirectDebitOut	Priority	BlockCard	CardStatus
C	Closed	0	0	0	0	1	1	5
D	Customer deceased	1	0	0	0	1	1	5
F	Full suspended	0	0	0	0	1	1	5

O	Open	1	1	1	1	0	1	0
P	Probate	1	1	0	0	1	1	5
S	Suspended payments in allowed	1	0	0	0	1	1	5

* Priority - takes precedent over any other account settings.

** When creating a card, the status is automatically set to status "O" (open).

*** For CardStatus, see [Card Status](#).

BankingError

Property	Type	Value	Description
BankingError	String	field	Error message field.
	String	code	Error message code.
	String	message	Error message.
	String	error	Error.

Beneficiary

Property	Type	Value	Description
Beneficiary	String	AccountNumber	Account number
	String	SortCode	Sort code
	String	AccountName	Account name

ENUM_PaymentMethod

Property	Type	Value	Description
ENUM_PaymentMethod	Enum	FasterPaymentIn FasterPaymentOut BACSIIn BACSOOut DirectDebitIn FasterPaymentReturn PeerToPeerIn PeerToPeerOut	Faster Payment into the account Faster Payment out of the account BACS payment into the account BACS payment out of the account Direct Debit payment into the account Faster Payment returned Peer-To-Peer payment into the account Peer-To-Peer payment out of the account

ENUM_PaymentDirection

Property	Type	Value	Description
ENUM_PaymentDirection	Enum	Outbound Inbound	Payment out of the account. Payment into the account.

ENUM_TransferFundsResult

Property	Type	Value	Description
ENUM_TransferFundsResult	Enum	Success Failure	Transfer of funds was successful. Transfer of funds failed.

ENUM_DirectDebitCancellationReason

Property	Type	Value	Description
ENUM_DirectDebitCancellationReason	Enum	AccountClosed CancelledByDebtor DebtorDeceased ReferToDebtor	Account closed. Cancelled by debtor. The debtor is deceased.

ENUM_DirectDebitCancelStatus

Property	Type	Value	Description
ENUM_DirectDebitCancelStatus	Enum	Success Failure	Cancel of direct debit was successful. Cancel of direct debit failed.

ENUM_DirectDebitStatus

Property	Type	Value	Description
ENUM_DirectDebitStatus	Enum	0 1 2 3 4 5	Active Suspended Cancelled Pending Dormant Expired

BLDirectDebit

Type	Value	Description
DateTime	Created	Date and time created.
Enum	CreationMethod	Creation method. See Enum_CreationMethod .
String	CreditorAccountName	Creditor account name
String	CreditorBIC	Creditor BIC
String	CreditorIBAN	Creditor IBAN
String	CreditorReference	Creditor reference
String	DebtorAccountID	Debtor account ID
String	DerivedReference	Derived reference
String	IBAN	IBAN
Guid	ID	ID
Boolean	IgnoreTransactionCode	Whether to ignore the transaction code.
Boolean	IsInstructionHeldAtBank	Whether the instruction is held at a bank.
Boolean	IsPaperless	Whether the instruction is paperless .
Boolean	IsThroughNotificationService	Whether the instruction is through a notification service
DateTime	LatChanged	Date last changed.
String	Reference	Reference.
String	ServiceUserNumber	ServiceUserNumber.
Enum	Status	Direct debit status. See ENUM_DirectDebitStatus .
Boolean	SuppressFirstDirectDebit	Whether to suppress the first direct debit.

ENUM_ChangeAccountStatus

Property	Type	Value	Description
ENUM_ChangeAccountStatus	Enum	Success Failure AccountDoesNotExist AccountInvalidStatus	Account status change successful Account status change failed Account does not exist Invalid account status

ENUM_CreationMethod

Property	Type	Value	Description
ENUM_CreationMethod	Enum	Unknown Manual Imported	Unknown creation method Manually entered into system Imported into system

ENUM_PendingDirectDebit

Property	Type	Value	Description
ENUM_PendingDirectDebit	Enum	LikelySuccess LikelyFailure	Pending Direct Debit likely to succeed. Pending Direct Debit likely to fail.

3D Secure Data Structures

Detail

Property	Type	Value	Description
Detail	String	ENUM_3DS_Details	See ENUM_3DS_Details .

ENUM_3DS_Details

Value	Description
EmbossedName	Up to 120 characters allowed
Last4SSN	Four digit integer.
DateOfBirth	Must be in the format YYYYMMDD.
PANExp	Four digit integer.
FirstName	Up to 120 characters allowed.
MiddleName	Up to 120 characters allowed.
LastName	Up to 120 characters allowed.
NamePrefix	Up to 120 characters allowed.
NameSuffix	Up to 120 characters allowed.
FullSSN	Nine digit integer.
Last6SSN	Six digit integer.
MothersMaidenName	Up to 120 characters allowed.
HomePhone	Up to 50 digit integer.
BusinessPhone	Up to 50 digit integer.
AltPhone1	Up to 50 digit integer.
AltPhone2	Up to 50 digit integer.
RelationshipType	Must be one of the following (primary, co-applicant, authorized)
CustomerID	Up to 120 characters allowed.
AddressLine1	Up to 120 characters allowed.
AddressLine2	Up to 120 characters allowed.
City	Up to 120 characters allowed.
StateCode	Two digits

Value	Description
ZipCode	Five digits
CountryCode	Two characters according to ISO 3166-1 alpha-2 standards.
DayOfBirth	Two digits
MonthOfBirth	Two digits
YearOfBirth	Two digits
CreditLimit	Nine digits
LastStatementDate	Must be format YYYYMMDD.
CompanyName	Up to 120 characters allowed
CompanyTel	Up to 50 digit integer
BranchNumber	Ten digits
AccountNumber	Ten digits
Misc1	Up to 120 characters allowed.
Misc2	Up to 120 characters allowed.
Misc3	Up to 120 characters allowed.
Misc4	Up to 120 characters allowed.
Misc5	Up to 120 characters allowed.
Misc6	Up to 120 characters allowed.
Misc7	Up to 120 characters allowed.
Misc8	Up to 120 characters allowed.

ENUM_3DS_Action

Property	Type	Value	Description
ENUM_3DS_Action	String	Add Update Delete	Add 3DS record. Update 3DS record. Delete 3DS record.

Ws_3DS_Relssue

Property	Type	Value	Description
Ws_3DS_Relssue	Boolean	Relssue	Re-issue 3DS token.
	Integer	NewToken	New token value.

Agency Banking Data Structures

Associate

Property	Type	Description
applicant	Boolean	Whether the associate is an applicant.
dateOfBirth	DateTime	Date of birth.
documentInfo	String	Document information
firstName	String	First name
lastName	String	Last name

Property	Type	Description
middleName	String	Middle name
ownership	Int	Ownership
phone	String	Phone
homeAddress	String	Home address

DocumentInfo

Property	Type	Description
filename	String	Filename of the file sent to the SFTP server.
filepath	String	Filepath to where the file is stored on the SFTP server.
uploadDate	DateTime	Date uploaded to the SFTP server.

RegisteredAddress

Property	Type	Description
addressLine1	String	Address line 1
addressLine2	String	Address line 2
posttown	String	Town
postCode	String	Postcode
country	String	Country

TradingAddress

Property	Type	Description
addressLine1	String	Address line 1
addressLine2	String	Address line 2
posttown	String	Town
postCode	String	Postcode
country	String	Country

BankingFeaturesReturnType

Property	Type	Description
BankingIn	Enum	See ENUM_BankingInEnabled
BankingOut	Enum	See ENUM_BankingOutEnabled
DirectDebitIn	Enum	See ENUM_DirectDebitInEnabled
DirectDebitOut	Enum	See ENUM_DirectDebitOutEnabled
CardEnabled	Enum	See ENUM_CardEnabled
AccountName	String	The account name.

String Cleaning and Approved Characters

GPS cleans any strings before adding to the database, limiting characters to the ASCII range of 33 to 122. This is aimed at stopping any unexpected characters in the core data for Authorisation, Presentments and Transactions, and to ensure data can be reliably used by EHI, Reporting, Smart Client and other systems.

Note: These lists are subject to change over time as printing capabilities and customer requirements change. For details, check with your Implementation Manager.

Characters Removed from Input Fields

The following special characters are removed from input fields:

SI	Field	Special Characters that will be removed
1	CardName	;;!?\<>~#%@"'[]
2	FirstName	;;!?\<>~#%@"'[]
3	LastName	;;!?\<>~#%@"'[]
4	EmbossLine4	;;\!?\<>~#%^@"'[]
5	Addr1	;;!?\<>~#%^@"'[]
6	Addr2	;;!?\<>~#%^@"'[]
7	Addr3	;;!?\<>~#%^@"'[]
8	City	;;!?\<>~#%^@"'[]&[]
9	PostCode	;;!?\<>~#%^@"'[]&[]
10	Country	;;!?\<>~#%^@"'[]&[]
11	Delv_AddrL1	;;!?\<>~#%^@"'[]
12	Delv_AddrL2	;;!?\<>~#%^@"'[]
13	Delv_AddrL3	;;!?\<>~#%^@"'[]
14	Delv_City	;;!?\<>~#%^@"'[]&[]
15	Delv_County	;;!?\<>~#%^@"'[]&[]
16	Delv_PostCode	;;!?\<>~#%^@"'[]&[]
17	Delv_Country	;;!?\<>~#%^@"'[]&[]
18	Delv_Code	;;!?\<>~#%^@"'[]&[]
19	Fulfil1	;;!?\<>~#%^@"'[]&'[]
20	Fulfil2	;;!?\<>~#%^@"'[]&'[]
21	ThermalLine1	;;!?\<>~#%^@"'[]&[]
22	ThermalLine2	;;!?\<>~#%^@"'[]&[]
23	Title	;;!?\<>~#%^@"'[]&[]
24	ImageId	;;!?\<>~#%^@"'[]&[]
25	LogoFrontId	;;!?\<>~#%^@"'[]&[]
26	LogoBackId	;;!?\<>~#%^@"'[]&[]
27	Mobile	;;!?\<>~#%^@-=_\$??(){}&'[]
28	ExternalRef	;;.V!?\<>~#%^@"'[]&'[]
29	CustAccount	;;.V!?\<>~#%^@"'[]&'[]
30	Reason	;;.V!?\<>~#%^@"'[]&'[]
31	Other string fields	;;!?\<>~#%^@"'[]&[]

Manufacturer	Allowed Characters
CPI Group (UK)	abcdefghijklmnopqrstuvwxyzABCDEFGHIJKLMNOPQRSTUVWXYZ0123456789(\$£.,!?)
AB Corp	abcdefghijklmnopqrstuvwxyzABCDEFGHIJKLMNOPQRSTUVWXYZ0123456789äöüÄÖÜ.-^,&V?’
Catalyst	abcdefghijklmnopqrstuvwxyzABCDEFGHIJKLMNOPQRSTUVWXYZ0123456789äöüÄÖÜ.-^,&V?’
Gemalto Singapore	abcdefghijklmnopqrstuvwxyzABCDEFGHIJKLMNOPQRSTUVWXYZ0123456789äöüÄÖÜ.-^,&V?’
Goldpac	abcdefghijklmnopqrstuvwxyzABCDEFGHIJKLMNOPQRSTUVWXYZ0123456789äöüÄÖÜ.-^,&V?’
Gemalto AU	abcdefghijklmnopqrstuvwxyzABCDEFGHIJKLMNOPQRSTUVWXYZ0123456789äöüÄÖÜ.-^,&V?’
AB Corp AU	abcdefghijklmnopqrstuvwxyzABCDEFGHIJKLMNOPQRSTUVWXYZ0123456789äöüÄÖÜ.-^,&V?’
AB CORP NZ	abcdefghijklmnopqrstuvwxyzABCDEFGHIJKLMNOPQRSTUVWXYZ0123456789äöüÄÖÜ.-^,&V?’
GyD UK	ABCDEFGHIJKLMNOPQRSTUVWXYZ0123456789-.’
EVRY	abcdefghijklmnopqrstuvwxyzABCDEFGHIJKLMNOPQRSTUVWXYZ0123456789äöüÄÖÜ.-^,&V?’
TOPPAN	abcdefghijklmnopqrstuvwxyzABCDEFGHIJKLMNOPQRSTUVWXYZ0123456789äöüÄÖÜ.-^,&V?’

Replacement of Diacritic Letters

In addition to restricting the characters allowed, GPS also automatically replaces common diacritic letters with Latin alphabet letters. This applies only to track data used for the manufacturer files.

Diacritic Letter	Classic Latin Alphabet Letter
Á	A
á	a
Ä	A
ä	a
À	A
à	a
Â	A
â	a
Ã	A
ã	a
Å	A
å	a
Ç	C
ç	c
É	E
é	e
È	E
è	e
Ê	E
ê	e
Ë	E
ë	e
Í	I

Diacritic Letter	Classic Latin Alphabet Letter
í	i
î	i
ï	i
ĩ	i
ì	i
ï	i
ñ	N
ñ	n
Ó	O
ó	o
Ô	O
ô	o
Ò	O
ò	o
Ö	O
ö	o
Õ	O
õ	o
Ú	U
ú	u
Û	U
û	u
Ü	U
ü	u
Ù	U
ù	u
ÿ	Y
ÿ	y
Ý	Y
ý	y
ß	S
Æ	AE
æ	ae
Œ	OE
œ	oe
Č	C
č	c
Ď	D
ď	d

Diacritic Letter	Classic Latin Alphabet Letter
Ě	E
ě	e
Ĺ	L
ĺ	l
Ł	L
ł	l
Ñ	N
ñ	n
Ŏ	O
õ	o
Ř	R
ř	r
Š	S
š	s
Ť	T
ť	t
Ú	U
ú	u
Û	U
û	u
Ž	Z
ž	z
Ø	O
Å	A
å	a
Ć	C
ć	c
Ę	E
ę	e
Ł	L
ł	l
Ń	N
ń	n
Ø	O
ø	o
Ř	R
ř	r
Ś	S
ś	s
Ş	S

Diacritic Letter	Classic Latin Alphabet Letter
ſ	s
Ṭ	T
ṭ	t
Ž	Z
ž	z
Ẑ	Z
ẑ	z

Character Support in Web Services Calls

Postcode Permitted Characters

You can use the following characters in the **Postcode** field:

- Arabic numerals "0" to "9"
- letters of the ISO basic Latin alphabet (A-Z, a-z)
- spaces
- hyphens(-).

Card Name Permitted Characters

You can use the following characters in the **CardName** field:

- abcdefghijklmnopqrstuvwxyz
- ABCDEFGHIJKLMNOPQRSTUVWXYZ
- 0123456789
- Some non-english characters i.e. "äöüÄÖÜ"
- "\" (backslash)
- "-" (hyphen)
- "^" (caret)
- "." (full stop)
- " " (space character)
- "'" (apostrophe)

Processing of Phone Numbers

GPS processes telephone numbers as follows:

- Strips all special characters, including spaces, left parenthesis, right parenthesis, and hyphen (-).
- Strips all leading non-numeric characters (except +). Non-leading non-numeric characters are not removed.
- Depending on the country, the national dialing prefix (e.g. single zero for UK and France) is dropped and "+" and the IDD number is prefixed (e.g. 020 7292 2400 to +442072922400).
- If there is a "+" prefix, GPS checks if the following numbers match the IDD number of specified country. If they don't match, nothing is done. If they do match, it checks if the following numbers match the national dialing prefix (e.g. single zero for UK). If they do match, it drops them (e.g. +33 020 7292 2400 to +3302072922400)
- If there is no leading "+" or national dialing prefix, the number is stored as it is.

Device Types

The following device type codes can be used in the `<Device_Type>` tag, when requesting a payment token.

Code	Description
A	Clothing or apparel
B	Media or Gaming device, e.g., Xbox, TV, set-top box
C	Card (no further detail)
D	Domestic application, e.g., fridge, washing machine
F	Fob or key-fob
G	Mobile tag, case or sleeve
H	Fashion accessory, e.g., handbag, glasses
J	Jewellery, e.g., necklace, rings, bracelets
M	Mobile phone (no further detail)
P	Personal computer or laptop
R	Wristband (no further detail.). Possibly includes rings too.
S	Sticker
T	Tablet (no further detail)
U	Unknown
V	Vehicle
W	Watch (no further detail)
X	Mobile phone or tablet (sender unclear)

Fraud Type Codes

The information on this page is relevant to the Mastercard SAFE Reporting programme and is provided for information only. For further details of fraud type codes, refer to the *Mastercard SAFE Products User Guide*.

Fraud Type Codes

The table below contains acceptable values for reporting a fraud type.

Code	Description
00	Lost Fraud. A fraudulent transaction that occurs with the use of a lost credit or debit card.
01	Stolen Fraud. A fraudulent transaction that occurs with the use of a stolen credit or debit card.
02	Never Received Issue. The interception and use of a credit or debit card before receipt by the of the cardholder.
03	Fraudulent Application. A fraudulent transaction that occurs with the use.
04	Counterfeit Card Fraud. The use of altered or illegally reproduced credit or debit card including the replication or alteration of the magnetic stripe or embossing.
05	Account Takeover Fraud. An existing credit or debit account is used without the actual, implied, or apparent authority of the cardholder.
06	Card Not Present Fraud. A fraudulent transaction that occurs with the use of credit or debit account information in a card not present transaction.
07	Multiple Imprint Fraud. A fraudulent transaction that occurs with a credit or debit card where the merchant, having completed a legitimate face-to-face transaction, deposits one or more additional transactions without the actual, implied, or apparent authority of the cardholder.
51	Bust-out Collusive Merchant. A collusive cardholder engaging in transactions with a collusive merchant as defined in the Cardholder-Merchant Collusion Program.

Sub-fraud Type Codes

The table below contains acceptable values for reporting a sub-fraud type.

Code	Description
K	Convenience or Balance Transfer check transaction
N	PIN not used in transaction
P	PIN used in transaction
U	Unknown

Wallet Tokenisation Reason Codes

The wallet service provider tokenisation reason codes are a string of 24 ASCII characters which are '0' or '1':

- 0 = this reason is not set
- 1 = reason set

The first reason is in the last character, the second reason in the second last character, and so on. For example, if reasons 1, 5 and 16 were set, then `wallet_reasons` would be the string `"00000000100000000010001"`.

Wallet_Reasons

Refer to the table below for a list of reason codes.

Reason	Offset in wallet_reasons	Meaning (common for all wallets)	Apple Pay Description
1	24	Account too new since launch	Apple ID was created 40 days or less prior to launch.
2	23	Account too new	Apple ID was created 40 days or less prior to provisioning request.
3	22	Account Card too new	Apple ID / card pair is less than 20 days old.
4	21	Account Data recently changed	Changes have been made to the account settings for the Apple ID in the last 20 days.
5	20	Suspicious activity	Suspicious transactions linked to this account.
6	19	Inactive account	The account has not had activity in the last year.
7	18	Device has suspended tokens	Suspended cards in the secure element
8	17	Device recently lost	The phone was put in lost mode in the last 7 days for longer than the duration threshold (1 hour).
9	16	Too many recent attempts to digitise a payment token	The number of provisioning attempts for this card on this device in 72 hours exceeds the threshold (3 attempts).
10	15	Digitisations too frequent	There have been more than the threshold number of different cards attempted at provisioning to this phone in 24 hours (5 different cards).
11	14	Too many different cardholders	The card provisioning request contains a distinct name in excess of the permitted threshold (2 distinct names).
12	13	Low device score	Device score is less than 3.
13	12	Low account score	Account score is less than 4.
14	11	Digitisation attempted outside home territory or country	Device provisioning location outside of device region.
15	10	Recommendation system inoperative	Model rules not available at this time (in cases where back end systems time out).
16	9	High risk detected	Apple algorithm identified high fraud risk, enhanced verification recommended.
17	8	?	Phone number score is less than 3.
18	7	RFU	Reserved for Future Use
19	6	RFU	Reserved for Future Use
20	5	RFU	Reserved for Future Use
21	4	RFU	Reserved for Future Use
22	3	RFU	Reserved for Future Use
23	2	RFU	Reserved for Future Use
24	1	RFU	Reserved for Future Use

Card Manufacturers

GPS provides an XML file-based interface which allows card manufacturers to accept card generation files from GPS. For details, see the *GPS Card Interface Guide*.

Before submitting a generate card request to GPS using the [Card Create](#) web services API, make sure you have discussed your card requirements with your selected card manufacturer and understand what manufacturer information you need to include in your request.

Supported Card Manufacturers

Below are examples of some of our supported card manufacturers.

Note: This list is provided for guidance only. As the list of supported manufacturers is constantly being updated, please check with your Implementation Manager to confirm support for a specific manufacturer.

Manufacturer	Region	Functionality	Further information
AB Corp Australia	Australia	Cards	http://www.abcorp.com
AB Corp USA	US	Cards	http://www.abcorp.com
AB Note	Australia	Cards	http://www.abnote.com.au
AllPay	UK	Cards	https://allpay.cards/
ArrowEye	US	Cards	http://www.arroweye.com
Austria Card	Austria	Cards	https://www.austriacard.com/
BORICA-BANKSERVICE AD	Bulgaria	Cards	http://www.bobs.bg
CPI Card Group	Canada	Cards	http://www.cpicardgroup.com
DigiSEq	UK	Cards and wearables	http://www.digiseq.co.uk
DZ Card	Thailand/ Asia-Pacific	Cards	http://www.dzcard.com/
EVRY	Latvia/ Baltics	Cards	https://www.tietoevry.com/
Exceet	Germany	Cards and Maestro	http://www.exceet-card-group.com/en/
FutureCard	Middle East, North Africa, APAC	Cards	http://www.futurecard.com
Gemalto (Now known as Thales)	Europe	Card and chip	http://www.gemalto.com
GNC/TCS	Germany	Cards	https://www.gnc-cardservices.de/
GoldPac	APAC	Cards	http://www.goldpac.com
GyD	Germany & UK	Cards	http://www.gi-de.com
Idemia	Czech Republic	Cards	https://www.idemia.com/
Intaremit	Spain	Cards and wearables	https://www.intaremit.es/
Morpho	Now part of Idemia	Cards	Now part of Idemia
MTL Card Products	UK	Cards	http://www.mtlcard.com
NiD (Previously Nagra ID)	Switzerland	Cards	http://www.nagraid.com
Nitecrest	UK	Cards	http://nitecrest.co.uk
Oberthur	Now part of Idemia	Cards	http://www.oberthur.com/
Placard	Australia	Cards	https://placard.com.au/
Thames Group (TCT)	UK	Cards	http://www.thamescardtechnology.com
TrueB (Thales)	Europe	Cards	http://www.trueb.ch/en/home

General FAQs

This section provides answers to frequently asked questions.

Card Manufacturers

Which card manufacturers does GPS support?

For a list of supported manufacturers, see [Card Manufacturers](#).

Transactions

What is the primary key or identifier for a transaction?

`ItemId` is the primary key or identifier for a transaction.

Tokenisation Services

How can I send an activation code to the cardholder's phone number?

If you want to use the SMS activation code service to send an Activation Code Notification (ACN) to the cardholder, you must include the mobile phone number of the cardholder when creating the card: first use the [Card Create](#) web service to create the card and then use the [Card Activate](#) web service to activate the card via SMS.

How do I send a confirmation SMS to the cardholder upon successful token activation in Apple Pay?

GPS can configure your product so that your end customers receive an SMS notification after successfully activating their Apple Pay token. You must ensure that you provide the cardholder's mobile number when creating the card.

Note: GPS will receive a Tokenization Complete Notification (TCN) from Apple Pay if the activation is successful. We do not receive notifications for unsuccessful activations.

How can I retrieve the DPAN?

You can use the `ws_Payment-Token_Get` web service to get the DPAN for a card. See [Payment Token Get](#).

The DPAN is returned in the `<Payment-Token >` field as a masked value.

Do I need to be PCI compliant to support MDES/VDEP?

To support MDES/VDEP integration on Android Pay or Apple Pay, you must either be PCI DSS Compliant or be using a third party wallet provider (such as MeaWallet) for your virtual card. Both Apple and Google mandate Push Provisioning, which requires handling the full PAN.

You do not need to be PCI compliant for wallets that do not mandate Push Provisioning.

3D Secure

How do we enrol cardholders in 3DS?

You can use `Ws_AddUpDelCredentials` to enrol cardholders. See [3D Secure RDX Credentials](#).

The same web service is used to add, update and delete credentials for SMS One Time Password (OTP) and Biometric authentication methods.

Note: The mobile number must be correct (in the format +44 7566789123) to allow the One Time Password to be sent to your cardholder.

Which service do you use to provide 3D Secure?

GPS use Cardinal Commerce to manage 3D secure enrolment and authentication. Cardinal provider two types of interfaces:

- Real-time Data Exchange (RDX): enables updates in real-time. GPS use this interface.
- Batch file interface: legacy interface which is updated hourly (at 20 minutes past the hour). Available as a legacy service only.

What type of credentials are used to authenticate a 3D Secure transaction?

Cardinal offer the following methods of cardholder authentication:

GPS Option	Name	Description
1	RBA	Risk Based Authentication. Cardinal apply a risk score to determine whether to automatically accept or reject the transaction. You can configure the risk scores elements for your programme using Cardinal's Risk Portal (Check with your Account Manager for details of how to access this portal).

GPS Option	Name	Description
2	OTPSMS	One-time password via SMS. GPS sends the OTP request to the cardholder's registered phone number when we receive a message from Cardinal. The cardholder then enters the OTP to authenticate on the merchant's website.
3	OTPEMAIL	One-time password via email. Currently not supported.
4	BIOMETRIC	Uses some form of user biometric to authenticate, such as a fingerprint or facial recognition on the device. GPS sends the authentication request to your systems, using the endpoint set up for your Programme. Your systems must handle the authentication. For details, refer to the <i>3DS RDX Biometric Interface Specifications</i> .
5	OUTOFBANDOTHER	Managed outside of the GPS authentication flow, where the cardholder has to authenticate via a key FOB or other token device. Currently not supported.

How are 3D Secure transactions authenticated?

When a cardholder uses their card at the website of a merchant who is enrolled on the 3D Secure scheme, the merchant initiates a 3D authentication call. Cardinal Commerce receive the request. Authentication is handled based on the authentication credential type set up for the card:

- **RBA** – Cardinal authorise or decline the transaction based on the risk score settings configured in their portal. The cardholder does not need to enter credentials to authenticate.
- **OTPSMS** – GPS sends a One-Time Password (OTP) request to the cardholder's registered phone number when we receive a message from Cardinal. The cardholder then enters the OTP to authenticate on the merchant's website.
- **BIOMETRIC** – GPS sends the authentication request to your systems, using the endpoint set up for your Programme. Your systems must handle the authentication. For details, refer to the *3DS RDX Biometric Interface Specifications*.

You can use [Ws_AddUpDelCredentials](#) to configure the cardholder's authentication credential type used. See [3D Secure RDX Credentials](#).

We have tried an e-commerce transaction and it was approved without using 3DS, why?

Not all merchants are set up to use 3DS and not all merchants choose to use it for every e-commerce transaction.

What happens when a user enters an incorrect OTP? Do they get a set number of retries?

The user is allowed three attempts to enter an OTP, after which the card will be blocked for any online transaction through a merchant enrolled in 3DS.

Do OTPs have an expiry time after they are generated? If so, how long are they valid for?

Yes, they are valid until the merchant's site times out for the purchase.

Can users request a new OTP to be sent? If so, are there limits, or can we apply limits, per transaction?

Yes, there is an ability to request a new OTP during the online transaction.

General FAQs

This section provides answers to frequently asked questions.

Card Manufacturers

Which card manufacturers does GPS support?

For a list of supported manufacturers, see [Card Manufacturers](#).

Transactions

What is the primary key or identifier for a transaction?

`ItemId` is the primary key or identifier for a transaction.

Tokenisation Services

How can I send an activation code to the cardholder's phone number?

If you want to use the SMS activation code service to send an Activation Code Notification (ACN) to the cardholder, you must include the mobile phone number of the cardholder when creating the card: first use the [Card Create](#) web service to create the card and then use the [Card Activate](#) web service to activate the card via SMS.

How do I send a confirmation SMS to the cardholder upon successful token activation in Apple Pay?

GPS can configure your product so that your end customers receive an SMS notification after successfully activating their Apple Pay token. You must ensure that you provide the cardholder's mobile number when creating the card.

Note: GPS will receive a Tokenization Complete Notification (TCN) from Apple Pay if the activation is successful. We do not receive notifications for unsuccessful activations.

How can I retrieve the DPAN?

You can use the `ws_Payment-Token_Get` web service to get the DPAN for a card. See [Payment Token Get](#).

The DPAN is returned in the `<Payment-Token >` field as a masked value.

Do I need to be PCI compliant to support MDES/VDEP?

To support MDES/VDEP integration on Android Pay or Apple Pay, you must either be PCI DSS Compliant or be using a third party wallet provider (such as MeaWallet) for your virtual card. Both Apple and Google mandate Push Provisioning, which requires handling the full PAN.

You do not need to be PCI compliant for wallets that do not mandate Push Provisioning.

3D Secure

How do we enrol cardholders in 3DS?

You can use `Ws_AddUpDelCredentials` to enrol cardholders. See [3D Secure RDX Credentials](#).

The same web service is used to add, update and delete credentials for SMS One Time Password (OTP) and Biometric authentication methods.

Note: The mobile number must be correct (in the format +44 7566789123) to allow the One Time Password to be sent to your cardholder.

Which service do you use to provide 3D Secure?

GPS use Cardinal Commerce to manage 3D secure enrolment and authentication. Cardinal provider two types of interfaces:

- Real-time Data Exchange (RDX): enables updates in real-time. GPS use this interface.
- Batch file interface: legacy interface which is updated hourly (at 20 minutes past the hour). Available as a legacy service only.

What type of credentials are used to authenticate a 3D Secure transaction?

Cardinal offer the following methods of cardholder authentication:

GPS Option	Name	Description
1	RBA	Risk Based Authentication. Cardinal apply a risk score to determine whether to automatically accept or reject the transaction. You can configure the risk scores elements for your programme using Cardinal's Risk Portal (Check with your Account Manager for details of how to access this portal).

GPS Option	Name	Description
2	OTPSMS	One-time password via SMS. GPS sends the OTP request to the cardholder's registered phone number when we receive a message from Cardinal. The cardholder then enters the OTP to authenticate on the merchant's website.
3	OTPEMAIL	One-time password via email. Currently not supported.
4	BIOMETRIC	Uses some form of user biometric to authenticate, such as a fingerprint or facial recognition on the device. GPS sends the authentication request to your systems, using the endpoint set up for your Programme. Your systems must handle the authentication. For details, refer to the <i>3DS RDX Biometric Interface Specifications</i> .
5	OUTOFBANDOTHER	Managed outside of the GPS authentication flow, where the cardholder has to authenticate via a key FOB or other token device. Currently not supported.

How are 3D Secure transactions authenticated?

When a cardholder uses their card at the website of a merchant who is enrolled on the 3D Secure scheme, the merchant initiates a 3D authentication call. Cardinal Commerce receive the request. Authentication is handled based on the authentication credential type set up for the card:

- **RBA** – Cardinal authorise or decline the transaction based on the risk score settings configured in their portal. The cardholder does not need to enter credentials to authenticate.
- **OTPSMS** – GPS sends a One-Time Password (OTP) request to the cardholder's registered phone number when we receive a message from Cardinal. The cardholder then enters the OTP to authenticate on the merchant's website.
- **BIOMETRIC** – GPS sends the authentication request to your systems, using the endpoint set up for your Programme. Your systems must handle the authentication. For details, refer to the *3DS RDX Biometric Interface Specifications*.

You can use [Ws_AddUpDelCredentials](#) to configure the cardholder's authentication credential type used. See [3D Secure RDX Credentials](#).

We have tried an e-commerce transaction and it was approved without using 3DS, why?

Not all merchants are set up to use 3DS and not all merchants choose to use it for every e-commerce transaction.

What happens when a user enters an incorrect OTP? Do they get a set number of retries?

The user is allowed three attempts to enter an OTP, after which the card will be blocked for any online transaction through a merchant enrolled in 3DS.

Do OTPs have an expiry time after they are generated? If so, how long are they valid for?

Yes, they are valid until the merchant's site times out for the purchase.

Can users request a new OTP to be sent? If so, are there limits, or can we apply limits, per transaction?

Yes, there is an ability to request a new OTP during the online transaction.

Troubleshooting FAQs

This section provides answers to common integration issues.

Connection Issues

Why am I unable to connect to GPS?

To confirm if you can connect to GPS, you should use a web service such as [Check Service Availability: Ws_Check](#). This should return a response with an [Action Code](#) of 000.

If you still cannot connect, check to confirm the following:

- You are using the correct API endpoint and environment (test or production)
- The credentials (username and password) you are using are correct for the environment
- GPS has enabled your IP address to use this service
- Depending on your setup and the environment you are connecting to, you may need a VPN connection to GPS
- The ports on your firewall have been configured to allow traffic from GPS
- You have enabled the GPS IP address to use this service in the test environment

For further details, please contact your Implementation Manager.

Web Service Issues

Why has my web service request failed?

When submitting a web service request to an API endpoint, GPS responds with an [Action Code](#) to indicate the status of the request.

Below are common reasons for API request failures:

- Incorrect username and password (Action Code 999) or issuer code (Action Code 801).
- The value provided in the `<WSID>` tag is not unique. A unique `<WSID>` must be provided for most web services.
- Mandatory fields required in the request have not been supplied. Check the relevant web service description in this guide for details of mandatory fields.
- The requested object you want to query or update (e.g., existing card) does not exist. Make sure you have provided the correct reference to the object you want to update.
- The format or type of value provided in an XML tag is incorrect. Check the relevant web service description in this guide for details of the allowed formats and expected values.
- If you change the default `xmlns` attributes (XML namespaces) in the SOAP request this will cause an error.
- Check that there are no spaces in xml tags, as this will cause an error.
- XML tag spelling or case is incorrect. Each web service implements its own naming convention standard and tag names, so these cannot be copied across different web services. If in doubt, always check the WSDL for the correct XML tag name. See [Using the API](#).

3D Secure Issues

Why am I unable to enrol or edit a cardholder in 3D Secure?

If you are using the Cardinal Batch Interface (legacy service), your changes may take up to two hours to implement, since GPS send updates in an hourly batch file at 20 past the hour. You should wait two hours between batch file web services to ensure they are all processed by both GPS and Cardinal, before sending any follow-up requests.

For an improved service, we recommend you upgrade to using the real-time data exchange (RDX) 3D Secure Interface. See [3D Secure RDX Credentials \(Cardinal\): Ws_AddUpDelCredentials](#)

For further details of GPS support for 3D Secure, see our [3D Secure FAQs](#).

Known Issues

For a list of known issues, please contact your Implementation Manager.

Contact Us

Please contact us if you have queries relating to this document. Our contact details are provided below.

Global Processing ServicesLtd.

Address: Beaufort House, 11th Floor, 15 St Botolph Street, EC3A 7BB, London

Support Email: ops24@globalprocessing.com

Support Phone: +442037409682

Technical Publications

If you want to contact our technical publications team directly, for queries or feedback related to this guide, you can email us at: docs@globalprocessing.com.

Glossary

3

3D Secure

3D Secure (3-domain structure), also known as a payer authentication, is a security protocol that helps to prevent fraud in online credit and debit card transactions. This security feature is supported by Visa and Mastercard and is branded as 'Verified by Visa' and 'Mastercard SecureCode' respectively.

A

Access Code

Pass code or activation code which you supply to GPS. You can use the access code to authenticate user access to card services or to request a user to activate the card by entering their access code.

Address Verification Service (AVS)

An AVS check compares the billing address used in the transaction with the issuing bank's address information on file for that cardholder. Depending on whether they match fully, partially, or not at all, the merchant can use that information in their decision on whether or not to accept or cancel the order. AVS is one of the most widely used fraud prevention tools in card-not-present transactions.

Auth Calendar Group

Controls the dates time when authorisations on a card are allowed. You can use this option to control when the card can be used, for example, prevent usage on weekends or out of hours.

B

BIN

A Bank Identification Number, or BIN, refers to the initial sequence of 4 to 6 numbers on a credit card and used to identify the card's issuing bank or other financial institution. The BIN is the lynch pin that ties an issuer to its cards and transactions.

C

Card Linkage Group

The Linkage Group set up in Smart Client controls various parameters related to linked cards; for details, check with your Implementation Manager.

Card Manufacturer

GPS has relationships with existing card manufacturers, who we can instruct to print your cards. We use Secure FTP (SFTP) to send the card manufacturer a generated bulk XML file containing card details. This is sent on a daily basis, or at a frequency that can be customised for your service. The card manufacturer prints the cards and sends to the cardholder. Any white label test cards are typically sent to GPS, the Program Manager and the Card Schemes.

Card Service Code

3 digit code on the magnetic strip of a card which indicates where it is valid for use.

Card Verification Value

The Card Verification Value (CVV) on a credit card or debit card is a 3 digit number on VISA, MasterCard and Discover branded credit and debit cards. Cardholder's are typically required to enter the CVV during any online or cardholder not present transactions. CVV numbers are also known as CSC numbers (Card Security Code), as well as CVV2 numbers, which are the same as CVV numbers, except that they have been generated by a 2nd generation process that makes them harder to guess.

Cardinal 3D Secure

Cardinal Commerce provide an Access Control Server (ACS) that enables support for the 3D Secure cardholder authentication scheme. See: <https://www.cardinalcommerce.com>

Chargeback

Where a cardholder disputes a transaction on their account and is unable to resolve directly with the merchant, they can raise a chargeback with their card issuer. The chargeback must be for a legitimate reason, such as goods and services not received, faulty goods, or a fraudulent transaction.

Concurrent session

The number of sessions (concurrent requests) that can be processed by the GPS server at the same time. This figure may vary, depending on server load and performance, which affects the response time. For example, an average server response time of 0.05ms.

CVC2

The Card Verification Value (CVV) on a credit card or debit card is a 3 digit number on VISA, MasterCard and Discover branded credit and debit cards. Cardholder's are typically required to enter the CVV during any online or cardholder not present transactions. CVV numbers are also known as CSC numbers (Card Security Code), as well as CVV2 numbers, which are the same as CVV numbers, except that they have been generated by a 2nd generation process that makes them harder to guess.

E

EEA

European Economic Area

EHI

External Host Interface (EHI) is a GPS facility that enables exchange of data between the GPS processing centre and external systems using online web services. All transaction data processed by GPS is transferred to the External Host side via EHI in real time. For certain types of transactions such as Authorisations, the External Host can participate in payment transaction authorisation.

EHI Operation Mode

For authorisation type of transactions, the External Host Interface (EHI) can operate in one of five modes: Mode 1 the External Host maintains card balances and participates in transaction authorisation by approving or declining the transaction. Mode 2 - GPS maintains balances and performs all types of the authorization, but the External Host can overrule in some circumstances Mode 3 - read-only data feed from the GPS system to the Client's system Mode 4 - External Host maintains Balance (with GPS stand-in) Mode 5 - Same as EHI Mode 4, but clearing transactions do not update the GPS stand-in balance

Expiry breakages

When a card with a fixed validity period, such as a gift card, expires, the available funds on the card are charged as an expiry breakage fee. The actual money is shared between GPS and the Program Manager.

External Host Interface (EHI)

The External Host Interface provides a facility to enable exchange of data between GPS and external systems via our web services. All transaction data processed by GPS is transferred to the External Host side via EHI in real time. For certain types of transactions, such as Authorisations, the External Host can participate in payment transaction authorisation.

F

Fee Group

Group which controls the card transaction authorisation fees.

FX Fee Group

Controls the rates for FX currency conversions if the purchase currency is different from the card's currency.

G

GPS Scheme

The name of the high-level product type set up in GPS, usually at a BIN level.

I

Issuer Code

GPS Issuer (Program Manager) code, assigned by GPS. Each Program Manager is assigned their own unique issuer code on the system.

IVR system

Interactive Voice Response System Typically a telephony-based system, where the user calls in and selects options via an automated voice prompt.

L

Limit Group

Velocity limit group which restricts the frequency and/or amount at which the card can be loaded or unloaded. You can view your current Limit Groups in Smart Client.

M

Master Virtual Cards (MVC)

A GPS virtual card that is restricted to loading and unloading to a physical card and cannot be used for e-commerce or in-store transactions. An MVC is used to reflect the value of the 'actual' money in the Issuer's bank account. An MVC guarantees that the load is limited to the amount prefunded (i.e. loaded onto MVC) and

gives the Programme Manager the ability to distribute funds immediately rather than having to wait for notification of each individual load into the Issuer Bank account.

Mastercard Digital Enablement Service

The MasterCard Digital Enablement Service (MDES) is a data interchange platform for generating and managing secure digital payment tokens.

MCC Group

Merchant Category Code (MCC) Group. The MCC is a four-digit number used by the Card Schemes to define the trading category of the merchant.

MDES

The MasterCard Digital Enablement Service (MDES) helps transform any connected device into a commerce device to make and receive payments. The MDES platform is used in iPhone 6, iPhone 6 Plus and Apple Watch to enable secure payments to take place for contactless and in-app payments.

Merchant Category Codes (MCCs)

Merchant category codes (MCCs) are four-digit numbers that describe a merchant's primary business activities. MCCs are used by credit card issuers to identify the type of business in which a merchant is engaged.

MFX Card

Payment card which supports payment and settlement transactions in multiple currencies. The MFX card typically has a single PAN with multiple currency wallets linked.

O

Out of Band (OOB) Authentication

OOB authentication is a type of two-factor authentication that requires a secondary verification method through a separate communication channel along with the typical ID and password. For example, the user may be asked to respond to an automatically-generated phone call, enter a code sent to their smartphone or provide biometric verification via voice or fingerprint.

P

Padding amount

An additional amount or fee charged on a transaction, typically used to hedge against FX currency fluctuations or mitigate risks of higher declines or chargebacks for certain merchant categories.

PAN

A payment card number (PAN), primary account number, or simply a card number, is the card identifier found on payment cards, such as credit cards and debit cards, as well as stored-value cards, gift cards and other similar cards.

PCI DSS Compliant

The Payment Card Industry Data Security Standard (PCI DSS) is an information security standard for organisations that handle credit cards from the major card schemes. All merchants who handle customer card data must be compliant with this standard. See: https://www.pcisecuritystandards.org/pci_security/

PGP

Pretty Good Privacy (PGP) is an encryption program that provides cryptographic privacy and authentication for data communication. PGP is used for signing, encrypting, and decrypting texts, e-mails, files, directories, and whole disk partitions and to increase the security of e-mail communications.

Product Setup Form

The Product Setup Form is a spreadsheet that provides details of your GPS account setup. The details are used to configure your GPS account.

PRODUCT_REF

The predefined reference code associated with the card, which is included in the XML file sent to the card manufacturer. This field is called the <ProductRef> on ws_create_card and the <DesignRef> on ws_customer_enquiry and ws_customer_enquiry_v2

ProductMaster

Card product-level master record

Program

Logical grouping of your products set up in Smart Client. This is setup with whatever the customer (issuer or program manager) wants. Can be viewed in reports or via the web services API and may also be sent to the card manufacturer.

Program Manager

A Program Manager is a GPS client who manages their own card service program.

Project Initiation Document (PID)

The Project Initiation Document (PID) is put together at a start of a project. This document outlines the initial project requirements and parties involved.

Project Requirements Document (PRD)

The Project Requirements Document (PRD) provides full details of the requirements of your project. Project schedules and implementation are based on the details provided in this document.

Project Scoping Document (PSD)

The Project Scoping Document (PSD) defines the scope of the project, and is typically produced before the start of the project.

PSD2

PSD2 is an EU Directive which sets requirements for firms that provide payment services. It introduces a number of requirements around how firms treat their customers and handle their complaints, and the data they must report to the FCA.

R

Race condition

When two separate processes are reading and updating a value at the same time, then the latest process can overwrite the previous saved result.

RSA

Provider of identity and access management solutions. See: <https://www.rsa.com/>

S

SAFE

SAFE (System to Avoid Fraud Effectively) is a Mastercard initiative requiring card issuers to report all cardholder fraud claims. The data sent to Mastercard is used to help identify and track fraudulent activity. See: https://globalrisk.mastercard.com/online_resource/system-to-avoid-fraud-effectively-safe-compliance-program/

Scheduled Fee Group

Controls whether a card is charged a recurring fee, such as a monthly platform fee.

SchemeMaster

Card scheme-level master record

SFTP

Secure File Transfer Protocol. File Transfer Protocol (FTP) is a popular unencrypted method of transferring files between two remote systems. SFTP (SSH File Transfer Protocol, or Secure File Transfer Protocol) is a separate protocol packaged with SSH that works in a similar way but over a secure connection.

Smart Client

Smart Client is GPS's user interface for managing your account on the GPS Apex system. It is also called Smart Processor GPS. Smart Client is installed as a desktop application and requires a VPN connection to GPS systems in order to be able to access your account.

SOAP

SOAP (Simple Object Access Protocol) is a messaging protocol for exchanging structured information in the implementation of web services. It uses Extensible Markup Language (XML) for its message format and relies on application layer protocols such as HTTP for message negotiation and transmission. SOAP allows developers to invoke processes running on disparate operating systems (such as Windows, macOS, and Linux) to authenticate, authorise, and communicate using XML.

STIP

Stand-In Processing. Where GPS holds the card balance on behalf of a Program Manager, in some instances where the Program Manager is not available, we are able to provide an authorisation decision for a transaction on their behalf.

U

Usage Group

Group that controls where a card can be used. For example: POS or ATM.

V

VDE

Virtual Data Element, used for 3D Secure identification. Examples are memorable name, memorable place and memorable date.

VPN

Virtual Private Network. A secure, encrypted remote connection over the public internet to the private GPS network, designed to safeguard the security and integrity of the network. Users are set up to access defined GPS services via their VPN connection.

W**Web Service Fee Group**

Controls the fees charges for web service usage. Different web services can have different fees associated with them.

WSDL

Web Service Definition Language (WSDL) is an XML format for describing network services as a set of endpoints operating on messages containing either document-oriented or procedure-oriented information. WSDL files are central to testing SOAP-based services. SoapUI uses WSDL files to generate test requests, assertions and mock services.

